

**ANNUAL REPORT ON
GROUNDWATER MONITORING AND
CORRECTIVE ACTION REPORT
ASH POND
A.B. BROWN GENERATING STATION
POSEY COUNTY, INDIANA**

by
Haley & Aldrich, Inc.
Greenville, South Carolina

for
Southern Indiana Gas and Electric Company
Evansville, Indiana

File No. 129420
January 2023



Table of Contents

	Page
List of Tables	ii
List of Figures	ii
List of Appendices	ii
1. Annual Groundwater Monitoring Report Summary	1
1.1 CODE OF FEDERAL REGULATIONS TITLE 40 (40 CFR) § 257.90(E)(6) SUMMARY	1
1.1.1 40 CFR § 257.90(e)(6)(i) – Status of Monitoring Program at start of reporting period	1
1.1.2 40 CFR § 257.90(e)(6)(ii) – Status of Monitoring Program at End of Reporting Period	1
1.1.3 40 CFR § 257.90(e)(6)(iii) – Statistically Significant Increases	1
1.1.4 40 CFR § 257.90(e)(6)(iv) – Statistically Significant Levels	2
1.1.5 40 CFR § 257.90(e)(6)(v) – Selection of Remedy	2
1.1.6 40 CFR § 257.90(e)(6)(vi) – Remedial Activities	3
1.2 40 CFR § 257.90(A)	3
1.3 40 CFR § 257.90(E) – SUMMARY	3
1.3.1 Status of the Groundwater Monitoring Program	4
1.3.2 Key Actions Completed	4
1.3.3 Problems Encountered	4
1.3.4 Actions to Resolve Problems	4
1.3.5 Project Key Activities for Upcoming Year	5
1.4 40 CFR § 257.90(E) – INFORMATION	5
1.4.1 40 CFR § 257.90(e)(1)	5
1.4.2 40 CFR § 257.90(e)(2)	5
1.4.3 40 CFR § 257.90(e)(3)	6
1.4.4 40 CFR § 257.90(e)(4)	6
1.4.5 40 CFR § 257.90(e)(5)	6

List of Tables

Table No.	Title
1	Groundwater Monitoring Well Location and Construction Details
2	Summary of Groundwater Quality Data

List of Figures

Figure No.	Title
1	Groundwater Monitoring Well Locations – Ash Pond
2	Water Table Configuration Map – May 2022
3	Water Table Configuration Map – November 2022

List of Appendices

Appendix	Title
A	Summary of Statistical Analysis
B	Field Forms
C	Laboratory Analytical Reports

1. Annual Groundwater Monitoring Report Summary

1.1 CODE OF FEDERAL REGULATIONS TITLE 40 (40 CFR) § 257.90(e)(6) SUMMARY

A section at the beginning of the annual report that provides an overview of the current status of groundwater monitoring and corrective action programs for the CCR unit. At a minimum, the summary must specify all of the following:

1.1.1 40 CFR § 257.90(e)(6)(i) – Status of Monitoring Program at start of reporting period

At the start of the current annual reporting period, whether the CCR unit was operating under the detection monitoring program in § 257.94 or the assessment monitoring program in § 257.95;

At the start of the current annual reporting period (1 January 2022), the Ash Pond at A.B. Brown Generating Station (ABB) was operating under an assessment monitoring program in compliance with 40 CFR § 257.95.

1.1.2 40 CFR § 257.90(e)(6)(ii) – Status of Monitoring Program at End of Reporting Period

At the end of the current annual reporting period, whether the CCR unit was operating under the detection monitoring program in § 257.94 or the assessment monitoring program in § 257.95;

At the end of the current annual reporting period (31 December 2022), The Ash Pond continued operating under an assessment monitoring program in compliance with 40 CFR § 257.95.

1.1.3 40 CFR § 257.90(e)(6)(iii) – Statistically Significant Increases

If it was determined that there was a statistically significant increase over background for one or more constituents listed in appendix III to this part pursuant to § 257.94(e):

1.1.3.1 40 CFR § 257.90(e)(6)(iii)(A)

Identify those constituents listed in appendix III to this part and the names of the monitoring wells associated with such an increase; and

The Ash Pond is operating under an assessment monitoring program; therefore, no statistical evaluations were conducted on Appendix III constituents in 2022.

1.1.3.2 40 CFR § 257.90(e)(6)(iii)(B)

Provide the date when the assessment monitoring program was initiated for the CCR unit.

An assessment monitoring program was established on 15 August 2018 for the Ash Pond to meet the requirements of 40 CFR § 257.95. The Ash Pond has remained in assessment monitoring since that time.

1.1.4 40 CFR § 257.90(e)(6)(iv) – Statistically Significant Levels

If it was determined that there was a statistically significant level above the groundwater protection standard for one or more constituents listed in appendix IV to this part pursuant to § 257.95(g) include all of the following:

1.1.4.1 40 CFR § 257.90(e)(6)(iv)(A) – Statistically Significant Level Constituents

Identify those constituents listed in appendix IV to this part and the names of the monitoring wells associated with such an increase;

Statistical analyses of appendix IV constituents were completed following the November 2021 and May 2022 semiannual sampling events as described in § 257.93(h)(2) and statistically significant levels (SSL) of lithium (CCR-AP-3R) and molybdenum (CCR-AP-2R and CCR-AP-3R) were identified downgradient of the Ash Pond. A summary of statistical analysis is provided as Appendix A.

1.1.4.2 40 CFR § 257.90(e)(6)(iv)(B) – Initiation of the Assessment of Corrective Measures

Provide the date when the assessment of corrective measures was initiated for the CCR unit;

Assessment of corrective measures was initiated on 15 May 2019.

1.1.4.3 40 CFR § 257.90(e)(6)(iv)(C) – Assessment of Corrective Measures Public Meeting

Provide the date when the public meeting was held for the assessment of corrective measures for the CCR unit; and

The public was given the opportunity to comment on the assessment of corrective measures prepared for the Ash Pond during a public meeting held on 18 October 2021.

1.1.4.4 40 CFR § 257.90(e)(6)(iv)(D) – Completion of the Assessment of Corrective Measures

Provide the date when the assessment of corrective measures was completed for the CCR unit.

The assessment of corrective measures was completed on 13 September 2019 and placed into the facility's operating record, followed by being posted to the facility's publicly available website, and the notification sent to the state agency.

1.1.5 40 CFR § 257.90(e)(6)(v) – Selection of Remedy

Whether a remedy was selected pursuant to § 257.97 during the current annual reporting period, and if so, the date of remedy selection; and

The selection of remedy required under § 257.97 was ongoing in 2022 for molybdenum and lithium at the Ash Pond. A summary of actions completed associated with selection of remedy are provided in the March 2022 and September 2022 Semi-Annual Remedy Selection Progress Reports. Since the September

2022 Semi-Annual Remedy Selection Progress Report, a field investigation to evaluate the suitability of a remedial alternative was developed and began in November 2022. Field efforts include the installation of up to 18 groundwater monitoring wells, aquifer parameter testing, and groundwater geochemistry analysis. Completion of the field investigation is anticipated during the first quarter of 2023. Information from this investigation will inform design and potential pilot testing of the selected remedy.

1.1.6 40 CFR § 257.90(e)(6)(vi) – Remedial Activities

Whether remedial activities were initiated or are ongoing pursuant to § 257.98 during the current annual reporting period.

Remedial activities were not initiated in 2022; therefore, no demonstration or certification is applicable for this unit.

1.2 40 CFR § 257.90(a)

Except as provided for in § 257.100 for inactive CCR surface impoundments, all CCR landfills, CCR surface impoundments, and lateral expansions of CCR units are subject to the groundwater monitoring and corrective action requirements under § 257.90 through § 257.98.

The Ash Pond at ABB is subject to the groundwater monitoring and corrective action requirements described under 40 CFR § 257.90 through § 257.98 (Rule). The remainder of this document addresses the requirement for the Owner/Operator to prepare an Annual Groundwater Monitoring and Corrective Action Report per § 257.90(e).

1.3 40 CFR § 257.90(e) – SUMMARY

Annual groundwater monitoring and corrective action report. For existing CCR landfills and existing CCR surface impoundments, no later than January 31, 2018, and annually thereafter, the owner or operator must prepare an annual groundwater monitoring and corrective action report. For new CCR landfills, new CCR surface impoundments, and all lateral expansions of CCR units, the owner or operator must prepare the initial annual groundwater monitoring and corrective action report no later than January 31 of the year following the calendar year a groundwater monitoring system has been established for such CCR unit as required by this subpart, and annually thereafter. For the preceding calendar year, the annual report must document the status of the groundwater monitoring and corrective action program for the CCR unit, summarize key actions completed, describe any problems encountered, discuss actions to resolve the problems, and project key activities for the upcoming year. For purposes of this section, the owner or operator has prepared the annual report when the report is placed in the facility's operating record as required by § 257.105(h)(1).

This Annual Groundwater Monitoring and Corrective Action Report documents the activities completed in 2022 for the Ash Pond as required by the Rule. Semi-annual groundwater sampling and analysis was conducted per the requirements described in § 257.93, and the status of the groundwater monitoring program described in § 257.95 is provided in this report. Field forms for the groundwater sampling events are provided in Appendix B. Laboratory analytical reports are provided in Appendix C.

1.3.1 Status of the Groundwater Monitoring Program

Annual and semi-annual groundwater sampling continued in 2022 as outlined in § 257.95(b) and 257.95(d)(1). Statistical analyses of Appendix IV constituents were conducted within 90-days following completion of the sampling and analysis events as described in § 257.93(h)(2) and SSLs of lithium and molybdenum continue to be observed downgradient of the Ash Pond consistent with previous events. In addition, the selection of remedy required under § 257.97 was ongoing in 2022.

1.3.2 Key Actions Completed

The following key actions were completed in 2022:

- Per the requirements of 257.93(c) of the Rule, static water level measurements were collected during each sampling event to evaluate groundwater flow direction and rate.
- Completed statistical analyses of assessment monitoring results to evaluate potential SSLs.
- Prepared the 2021 Annual Report including:
 - Pursuant to § 257.105(h)(1), the Annual Report was placed in the facility’s operating record;
 - Pursuant to § 257.106(h)(1), the notification was sent to the relevant State Director and/or Tribal authority within 30 days of the Annual Report being placed in the facility’s operating record [§ 257.106(d)];
 - Pursuant to § 257.107(h)(1), the Annual Report was posted to the CCR Website within 30 days of the Annual Report being placed in the facility’s operating record [257.107(d) and 257.107(h)(1)];
- Collected and analyzed two rounds of groundwater samples in accordance with § 257.95.
- Prepared semiannual selection of remedy progress reports in March 2022 and September 2022 in accordance with § 257.97(a) to document progress. These semiannual progress reports were placed in the operating record as required by § 257.105(h)(12), followed by being posted on the facility’s publicly available website as required by § 257.107(h)(9) and notification being sent to the state agency.
- Initiated a remedy technology assessment to evaluate the suitability of potential corrective measures. Four groundwater monitoring wells were constructed between 30 November 2022 and 15 December 2022. Those four wells are a portion of a larger field investigation anticipated for completion in the first quarter of 2023.

1.3.3 Problems Encountered

Problems such as damaged wells, issues with sample collection or lack of sampling, or problems with laboratory analyses were not encountered at the ABB Ash Pond in 2022.

1.3.4 Actions to Resolve Problems

Actions to resolve problems were not required.

1.3.5 Project Key Activities for Upcoming Year

Key activities to be completed in 2023 include the following:

- Evaluate if further characterization of the hydrogeologic conditions downgradient of the Ash Pond is warranted to support remedy selection.
- Continue semiannual groundwater monitoring in accordance with § 257.95.
- Complete statistical analysis of the semiannual groundwater sampling results as required by § 257.93(h)(2).
- As soon as feasible select a remedy that meets the standards outlined in § 257.97(b).
 - As part of the selected remedy SIGECO will develop a schedule for implementing and completing remedial activities as defined in § 257.97(d).
- Complete planned remedy technology assessment.
- Prepare semiannual and annual progress reports, describing the progress in selecting and designing the remedy as outlined in § 257.97(a).
- Following remedy selection initiate remedial activities and implement the corrective action groundwater monitoring program as outlined in § 257.98.

1.4 40 CFR § 257.90(e) – INFORMATION

At a minimum, the annual groundwater monitoring and corrective action report must contain the following information, to the extent available:

1.4.1 40 CFR § 257.90(e)(1)

A map, aerial image, or diagram showing the CCR unit and all background (or upgradient) and downgradient monitoring wells, to include the well identification numbers, that are part of the groundwater monitoring program for the CCR unit;

As required by § 257.90(e)(1), a map showing the locations of the Ash Pond and associated upgradient, nature and extent and downgradient wells is presented as Figure 1. Groundwater elevation contours for the May 2022 event are presented as Figure 2. Groundwater elevation contours created for the November 2022 event are presented as Figure 3.

1.4.2 40 CFR § 257.90(e)(2)

Identification of any monitoring wells that were installed or decommissioned during the preceding year, along with a narrative description of why those actions were taken;

Four additional monitoring wells were installed as part of the remedy technology assessment between 30 November 2022 and 15 December 2022. Location and construction details of the existing monitoring well network for the Ash Pond is provided for reference as Table 1. Details for newly installed groundwater monitoring wells will be included in a subsequent report.

1.4.3 40 CFR § 257.90(e)(3)

In addition to all the monitoring data obtained under § 257.90 through § 257.98, a summary including the number of groundwater samples that were collected for analysis for each background and downgradient well, the dates the samples were collected, and whether the sample was required by the detection monitoring or assessment monitoring programs;

In accordance with § 257.95(b) and § 257.95(d)(1), two independent samples from each background and downgradient monitoring well were collected and analyzed. A summary table including the sample names, dates of sample collection, reason for sample collection (detection or assessment), and monitoring data obtained for the groundwater monitoring program for the Ash Pond is presented in Table 2 of this report.

1.4.4 40 CFR § 257.90(e)(4)

A narrative discussion of any transition between monitoring programs (e.g., the date and circumstances for transitioning from detection monitoring to assessment monitoring in addition to identifying the constituent(s) detected at a statistically significant increase over background levels); and

Statistical analysis was completed within 90-days following completion of the November 2021 and May 2022 semi-annual sampling events as described in § 257.93(h)(2). SSLs of lithium and molybdenum continue to be observed downgradient of the Ash Pond, consistent with previous results. Therefore, the monitoring program did not change and the Ash Pond remained in assessment monitoring throughout 2022. Statistical analysis for the November 2022 sampling event is ongoing and will be completed within 90 days after sampling and analysis to determine if a statistically significant level has occurred.

1.4.5 40 CFR § 257.90(e)(5)

Other information required to be included in the annual report as specified in § 257.90 through § 257.98.

Other information including development of groundwater protection standards, recording groundwater monitoring results in the operating record, and an evaluation of alternate sources is discussed in previous reports.

TABLES

TABLE 1
GROUNDWATER MONITORING WELL LOCATION AND CONSTRUCTION DETAILS
A.B. BROWN GENERATING STATION - ASH POND
MOUNT VERNON, INDIANA

Well	CCR Unit	Date Installed	Easting	Northing	Top of Pad Elevation (ft msl)	Top of Riser Elevation (ft msl)	Surface Grout (ft bgs)	Bentonite (ft bgs)	Sand Pack (ft bgs)	Screen Zone (ft bgs)	Screen Length (ft)	Well Radius (in)	Status
CCR-AP-1R	Ash Pond	July 2016	2773560.71	968260.82	464.70	467.57	0.0 - 23.0	23.0 - 25.0	25.0 - 37.0	27.00 - 37.00	10	2	Active
CCR-AP-2R	Ash Pond	July 2016	2771922.52	969079.16	465.40	468.13	0.0 - 39.0	39.0 - 41.0	41.0 - 53.3	43.30 - 53.30	10	2	Active
CCR-AP-2I	Ash Pond	January 2019	**319167.75	**148852.17	465.82	468.88	0.0 - 77.0	77.0 - 79.0	79.0 - 93.3	83.00 - 93.00	10	2	Active
CCR-AP-2IR	Ash Pond	March 2021	2771920	969076.29	465.80	465.79	0.0 - 41.0	42.0 - 49.70	49.70 - 51.70	51.70 - 61.70	10	2	Active
CCR-AP-3R	Ash Pond	July 2016	2771404.27	966865.12	450.10	449.13	0.0 - 33.0	33.0 - 35.0	35.0 - 47.0	37.00 - 47.00	10	2	Active
CCR-AP-3I	Ash Pond	January 2019	**318653.79	**146643.51	450.35	450.35	0.0 - 63.5	63.5 - 67.5	67.5 - 77.8	67.50 - 77.50	10	2	Active
CCR-AP-4R	Ash Pond	July 2016	2772827.01	966741.47	472.80	475.38	0.0 - 34.0	34.0 - 36.0	36.0 - 48.0	38.00 - 48.00	10	2	Active
CCR-AP-5R	Ash Pond	March 2016	2771019.65	968165.74	453.20	453.14	0.0 - 31.0	31.0 - 33.0	33.0 - 45.0	35.00 - 45.00	10	2	Active
CCR-AP-6	Ash Pond	March 2016	2771626.75	969932.76	458.90	461.57	0.0 - 25.0	25.0 - 27.0	27.0 - 39.0	29.00 - 39.00	10	2	Active
CCR-AP-7R	Ash Pond	July 2016	2773501.63	970758.70	486.00	488.57	0.0 - 39.5	39.5 - 41.5	41.5 - 53.5	43.50 - 53.50	10	2	Active
CCR-AP-8	Ash Pond	January 2019	**317746.04	**149793.38	413.97	417.17	0.0 - 2.0	2.0 - 4.2	4.2 - 16.5	6.20 - 16.20	10	2	Active
CCR-AP-9	Ash Pond	January 2019	**316940.58	**147282.61	392.51	392.51	0.0 - 19.5	19.5 - 22.5	22.5 - 35.5	25.20 - 35.20	10	2	Active
CCR-AP-10	Ash Pond	January 2019	**319549.96	**146467.58	471.46	474.34	0.0 - 29.2	29.2 - 31.2	31.2 - 43.5	33.20 - 43.20	10	2	Active
CCR-AP-11	Ash Pond	May 2020	2768459.21	967930.60	373.64	376.72	0.0 - 12.0	12.0 - 14.0	14.0 - 26.0	16.00 - 26.00	10	2	Active
CCR-BK-1R	Background	March 2016	2770919.08	974083.40	480.10	483.39	0.0 - 50.0	50.0 - 52.0	52.0 - 64.0	54.00 - 64.00	10	2	Active
CCR-BK-2	Background	March 2016	2769728.14	972854.33	427.50	430.60	0.0 - 11.5	11.5 - 13.5	13.5 - 25.5	15.50 - 25.50	10	2	Active
APPW-1I	Ash Pond	November 2018	-	-	-	-	+	12.0 - 14.0	14.0 - 20.0	15.00 - 20.00	5	2	Destroyed
APPW-1D	Ash Pond	November 2018	-	-	-	-	+	24.0 - 28.0	28.0 - 29.0	29.00 - 34.00	5	2	Destroyed
APPW-2S	Ash Pond	November 2018	-	-	-	-	+	10.0 - 12.0	13.0 - 19.0	14.00 - 19.00	5	2	Destroyed
APPW-2I	Ash Pond	November 2018	-	-	-	-	+	26.0 - 28.0	28.0 - 34.0	29.00 - 34.00	5	2	Destroyed
APPW-2D	Ash Pond	November 2018	-	-	-	-	+	34.0 - 38.0	38.0 - 44.0	39.00 - 44.00	5	2	Destroyed
APPW-3	Ash Pond	November 2018	-	-	-	-	+	16.0 - 18.0	18.0 - 29.0	19.00 - 29.00	10	2	Destroyed
APPW-4S	Ash Pond	November 2018	-	-	-	-	+	12.0 - 14.0	14.0 - 20.0	15.00 - 20.00	5	2	Destroyed
APPW-4I	Ash Pond	November 2018	-	-	-	-	+	34.0 - 36.0	36.0 - 42.0	37.00 - 42.00	5	2	Destroyed
APPW-4D	Ash Pond	November 2018	-	-	-	-	+	42.0 - 47.0	47.0 - 54.0	49.00 - 54.00	5	2	Destroyed
APPW-5I	Ash Pond	November 2018	-	-	-	-	+	10.0 - 12.0	12.0 - 18.0	13.00 - 18.00	5	2	Destroyed
APPW-5D	Ash Pond	November 2018	-	-	-	-	+	17.0 - 23.0	23.0 - 29.0	24.00 - 29.00	5	2	Destroyed
HA-PP-1*	Ash Pond	May 2020	2769934.70	967323.16	381.12	381.82	+	+	+	2.50 - 3.50	1	1	Active
HA-PP-2*	Ash Pond	May 2020	2769922.20	967290.63	380.87	381.51	+	+	+	2.50 - 3.50	1	1	Active
FD-PZ-1	Ash Pond	May 2020	2771101.58	968746.38	418.94	418.94	0.0 - 9.5	9.5 - 11.5	11.5 - 13.5	13.50 - 18.50	5	1	Active
FD-PZ-2	Ash Pond	May 2020	2771272.40	969128.98	423.37	423.34	0.0 - 20.0	20.0 - 22.0	22.0 - 34.0	24.00 - 34.00	10	1	Active
FD-PZ-3S	Ash Pond	March 2021	2771178.58	968663.70	420.45	420.09	0.0 - 6.0	6.0 - 7.6	7.6 - 19.6	9.60 - 19.60	10	2	Active
FD-PZ-3D	Ash Pond	March 2021	2771181.92	968659.62	420.67	420.30	0.0 - 20.0	20.0 - 22.0	22.0 - 34.0	24.00 - 34.00	10	2	Active
FD-PZ-4	Ash Pond	March 2021	2771055.46	968516.03	419.74	419.19	0.0 - 8.0	8.0 - 11.0	11.0 - 23.0	13.00 - 23.00	10	2	Active

Notes:

bgs = below ground surface

- = not been surveyed

+ = Natural collapse

ft = feet

in = inches

msl = mean sea level

Datum of Elevations in NAVD 88

*Water levels only

**Elevation of wells is based on IN State Plane (US Foot) West NAD27

HALEY & ALDRICH, INC.

G:\129420 Vectren\Deliverables\AB_Brown\Annual Report\2023\Ash Pond\Tables\Table 1 2020-0102_HAI_Monitoring Network_Ash Pond.xlsx

JANUARY 2023

TABLE 2

SUMMARY OF GROUNDWATER QUALITY DATA

A.B. BROWN GENERATING STATION - ASH POND
MOUNT VERNON, INDIANA

Location Group Location Name Sample Name Sample Date Lab Sample ID	Action Level Maximum Contaminant Level/ Regional Screening Levels	Background			
		CCR-BK-1R CCR-BK-1-20220518 05/18/2022 180-138328-3	CCR-BK-1R CCR-BK-1-20221108 11/08/2022 180-147725-6	CCR-BK-2 CCR-BK-2-20220518 05/18/2022 180-138328-4	CCR-BK-2 CCR-BK-2-20221108 11/08/2022 180-147725-7
Detection Monitoring - EPA Appendix III Constituents (mg/L)					
Boron, Total	NA	0.08 U	0.08 U	0.08 U	0.08 U
Calcium, Total	NA	49	47	47	39
Chloride	NA	7 J-	8.9	36 J-	19
Fluoride	4	0.33 J+	0.23 U	0.34 J+	0.11 U
pH (lab) (pH units)	NA	7.6 J	7.5 J	7.3 J	7.4 J
Sulfate	NA	31 J-	41	64 J-	22
Total Dissolved Solids (TDS)	NA	300	290	270	240
Assessment Monitoring - EPA Appendix IV Constituents (mg/L)					
Antimony, Total	0.006	0.002 U	0.002 U	0.002 U	0.002 U
Arsenic, Total	0.01	0.001 U	0.001 U	0.001 U	0.001 U
Barium, Total	2	0.038	0.063	0.037	0.036
Beryllium, Total	0.004	0.001 U	0.001 U	0.001 U	0.001 U
Cadmium, Total	0.005	0.001 U	0.001 U	0.001 U	0.001 U
Chromium, Total	0.1	0.002 U	0.002 U	0.002 U	0.002 U
Cobalt, Total	0.006	0.0005 U	0.0005 U	0.0005 U	0.0005 U
Fluoride	4	0.33 J+	0.23 U	0.34 J+	0.11 U
Lead, Total	0.015	0.00018 J	0.001 U	0.001 U	0.001 U
Lithium, Total	0.04	0.0025 J	0.0065	0.0025 J	0.0021 J
Mercury, Total	0.002	0.0002 U	0.0002 U	0.0002 U	0.0002 U
Molybdenum, Total	0.1	0.00074 J	0.0011 J	0.00063 J	0.005 U
Selenium, Total	0.05	0.005 U	0.005 U	0.005 U	0.005 U
Thallium, Total	0.002	0.001 U	0.001 U	0.001 U	0.001 U
Radiological (pCi/L)					
Radium-226	NA	1 U ± 0.201	0.39 ± 0.207	1 UJ ± 0.114	1 U ± 0.21
Radium-228	NA	1 U ± 0.332	1 U ± 0.297	1 U ± 0.202	1 U ± 0.494
Radium-226 & 228	5	0.576 ± 0.388	5 UJ ± 0.362	5 U ± 0.232	0.894 U ± 0.537
Field Parameters					
Temperature (Deg C)	NA	15.59	15.59	14.78	21.9
Dissolved Oxygen, Field (mg/L)	NA	6.26	5.04	0.56	3.28
Conductivity, Field (mS/cm)	NA	0.49655	0.332	0.52726	0.286
Oxidation Reduction Potential (ORP), Field (mv)	NA	187.3	92.8	174	77
Turbidity, Field (NTU)	NA	0	6.6	0.32	110
pH, Field (SU)	NA	6.85	6.59	6.9	6.46

ABBREVIATIONS AND NOTES:

CCR: Coal Combustion Residuals.

mg/L: milligram per liter.

pCi/L: picoCurie per liter.

USEPA: United States Environmental Protection Agency.

Results in **bold** are detected.

- USEPA. 2016. Final Rule: Disposal of Coal Combustion Residuals from Electric Utilities. July 26. 40 CFR Part 257.

<https://www.epa.gov/coalash/coal-ash-rule>

TABLE 2
SUMMARY OF GROUNDWATER QUALITY DATA
A.B. BROWN GENERATING STATION - ASH POND
MOUNT VERNON, INDIANA

Location Group Location Name Sample Name Sample Date Lab Sample ID	Action Level Maximum Contaminant Level/ Regional Screening Levels	Downgradient						
		CCR-AP-1R CCR-AP-1R-20220517 05/17/2022 180-138329-1	CCR-AP-1R CCR-AP-1R-20221102 11/02/2022 180-147495-1	CCR-AP-2IR CCR-AP-2IR-20220518 05/18/2022 180-138329-3	CCR-AP-2IR CCR-AP-2I-20221108 11/08/2022 180-147725-9	CCR-AP-2R CCR-AP-2R-20220518 05/18/2022 180-138329-2	CCR-AP-2R CCR-AP-2R-20221108 11/08/2022 180-147725-8	CCR-AP-3I CCR-AP-3I-20220518 05/18/2022 180-138329-5
Detection Monitoring - EPA Appendix III Constituents (mg/L)								
Boron, Total	NA	2	2.8	2	2.2	11	11	2
Calcium, Total	NA	30	130	10	10	350	400	21
Chloride	NA	13 J-	130	110 J-	100	460 J-	490	150 J-
Fluoride	4	0.64	0.44	1.5	1 J+	0.34 J+	0.35 J+	1.4
pH (lab) (pH units)	NA	7.9 J	7.5 J	8.2 J	8.2 J	7.6 J	7.4 J	8.2 J
Sulfate	NA	130 J-	670	2.5 J-	1.7 U	2400 J-	3200	17 J-
Total Dissolved Solids (TDS)	NA	810	1800	690	710	4400	4800	750
Assessment Monitoring - EPA Appendix IV Constituents (mg/L)								
Antimony, Total	0.006	0.002 U	0.0007 J	0.002 U	0.002 U	0.002 U	0.002 U	0.002 U
Arsenic, Total	0.01	0.00033 J	0.005 U	0.00061 J	0.00043 J	0.00078 J	0.00034 J	0.00088 J
Barium, Total	2	0.041	0.047	0.089	0.098	0.041	0.049	0.15
Beryllium, Total	0.004	0.001 U	0.001 U	0.001 U	0.001 U	0.001 U	0.001 U	0.001 U
Cadmium, Total	0.005	0.001 U	0.001 U	0.001 U	0.001 U	0.00026 J	0.001 U	0.001 U
Chromium, Total	0.1	0.002 U	0.005 U	0.002 U	0.002 U	0.002 U	0.002 U	0.002 U
Cobalt, Total	0.006	0.0005 U	0.00041 J	0.0005 U	0.0005 U	0.0028	0.0026	0.0003 J
Fluoride	4	0.64	0.44	1.5	1 J+	0.34 J+	0.35 J+	1.4
Lead, Total	0.015	0.001 U	0.001 U	0.001 U	0.001 U	0.001 U	0.001 U	0.0002 J
Lithium, Total	0.04	0.00096 J	0.0029 J	0.02	0.021	0.03	0.027	0.021
Mercury, Total	0.002	0.0002 U	0.0002 U	0.0002 U	0.0002 U	0.0002 U	0.0002 U	0.0002 U
Molybdenum, Total	0.1	0.0045 J	0.0049 J	0.005 U	0.005 U	1.5	1.4	0.0024 J
Selenium, Total	0.05	0.005 U	0.005 U	0.005 U	0.005 U	0.005 U	0.005 U	0.005 U
Thallium, Total	0.002	0.001 U	0.00054 J	0.001 U	0.001 U	0.001 U	0.001 U	0.001 U
Radiological (pCi/L)								
Radium-226	NA	0.265 ± 0.184	0.338 ± 0.163	1 U ± 0.171	0.358 ± 0.203	1 U ± 0.168	0.411 ± 0.215	1 U ± 0.161
Radium-228	NA	1 U ± 0.307	0.568 ± 0.349	1 U ± 0.33	1 U ± 0.313	0.438 ± 0.285	1 U ± 0.364	1 U ± 0.304
Radium-226 & 228	5	0.515 J ± 0.358	0.906 ± 0.385	5 U ± 0.372	5 UJ ± 0.373	0.645 J ± 0.331	0.816 UJ ± 0.423	0.539 ± 0.344
Field Parameters								
Temperature (Deg C)	NA	15.33	15.26	17.14	18.92	17.44	18.13	16.62
Dissolved Oxygen, Field (mg/L)	NA	0.32	0.01	0.41	1.42	0.32	0.65	0.14
Conductivity, Field (mS/cm)	NA	1.2567	2.6508	1.2208	0.863	5.5309	4.361	1.3623
Oxidation Reduction Potential (ORP), Field (mv)	NA	214.1	6.1	84.5	-88.1	182.7	116.1	149.3
Turbidity, Field (NTU)	NA	1.83	0	-	8.23	-	0.28	-
pH, Field (SU)	NA	6.75	7.43	7.36	7.54	6.61	6.78	7.64

ABBREVIATIONS AND NOTES:

CCR: Coal Combustion Residuals.

mg/L: milligram per liter.

pCi/L: picoCurie per liter.

USEPA: United States Environmental Protection Agency.

Results in **bold** are detected.

- USEPA. 2016. Final Rule: Disposal of Coal Combustion Residuals from Electric Utilities. July 26. 40 CFR Part 257.

<https://www.epa.gov/coalash/coal-ash-rule>

TABLE 2
SUMMARY OF GROUNDWATER QUALITY DATA
A.B. BROWN GENERATING STATION - ASH POND
MOUNT VERNON, INDIANA

Location Group Location Name Sample Name Sample Date Lab Sample ID	Action Level Maximum Contaminant Level/ Regional Screening Levels	Downgradient						
		CCR-AP-3I CCR-AP-3I-20221109 11/09/2022 180-147725-11	CCR-AP-3R CCR-AP-3R-20220517 05/17/2022 180-138329-4	CCR-AP-3R CCR-AP-3R-20221109 11/09/2022 180-147725-10	CCR-AP-4R CCR-AP-4R-20220517 05/17/2022 180-138329-6	CCR-AP-4R CCR-AP-4R-20221102 11/02/2022 180-147495-2	CCR-AP-5R CCR-AP-5-20220301 03/01/2022 180-134539-1	CCR-AP-5R CCR-AP-5R-20220518 05/18/2022 180-138329-7
Detection Monitoring - EPA Appendix III Constituents (mg/L)								
Boron, Total	NA	1.8	12	12	0.08	0.077	13	13
Calcium, Total	NA	25	410	390	160	110	500	530
Chloride	NA	140	630 J-	730	15 J-	7	530	520 J-
Fluoride	4	1.3 J+	0.6	0.79 J+	0.39 J+	0.35	0.35 J	0.28 J+
pH (lab) (pH units)	NA	8.2 J	7.7 J	7.6 J	7.8 J	7.5 J	7.2 J	7.5 J
Sulfate	NA	26	3400 J-	4200	85 J-	61	3700	3300 J-
Total Dissolved Solids (TDS)	NA	770	6400	6700	760	590	5900	6000
Assessment Monitoring - EPA Appendix IV Constituents (mg/L)								
Antimony, Total	0.006	0.002 U	0.002 U	0.002 U	0.002 U	0.002 U	0.002 U	0.002 U
Arsenic, Total	0.01	0.00044 J	0.00059 J	0.001 U	0.00039 J	0.005 U	0.00035 J	0.00041 J
Barium, Total	2	0.12	0.032	0.021	0.077	0.046	0.02	0.021
Beryllium, Total	0.004	0.001 U	0.001 U	0.001 U	0.001 U	0.001 U	0.001 U	0.001 U
Cadmium, Total	0.005	0.001 U	0.001 U	0.001 U	0.001 U	0.001 U	0.00029 J	0.00033 J
Chromium, Total	0.1	0.002 U	0.002 U	0.0022 U	0.0031 U	0.005 U	0.002 U	0.002 U
Cobalt, Total	0.006	0.0005 U	0.00066	0.00048 J	0.0005 U	0.001 U	0.0005 U	0.0005 U
Fluoride	4	1.3 J+	0.6	0.79 J+	0.39 J+	0.35	0.35 J	0.28 J+
Lead, Total	0.015	0.001 U	0.00072 J	0.001 U	0.00022 J	0.001 U	0.001 U	0.001 U
Lithium, Total	0.04	0.019	0.087	0.059	0.0011 J	0.008 U	0.013	0.015
Mercury, Total	0.002	0.0002 U	0.0002 U	0.0002 U	0.0002 U	0.0002 U	0.0002 U	0.0002 U
Molybdenum, Total	0.1	0.0032 J	1	0.73	0.0013 J	0.0014 J	0.091	0.094
Selenium, Total	0.05	0.005 U	0.0062	0.0033 J	0.005 U	0.005 U	0.005 U	0.005 U
Thallium, Total	0.002	0.001 U	0.001 U	0.001 U	0.001 U	0.0002 J	0.001 U	0.001 U
Radiological (pCi/L)								
Radium-226	NA	0.587 ± 0.296	1 U ± 0.202	1 U ± 0.165	1 U ± 0.161	1 U ± 0.138	1 U ± 0.19	1 U ± 0.161
Radium-228	NA	1 U ± 0.368	1 U ± 0.308	1 U ± 0.314	1 U ± 0.313	1 U ± 0.281	1 U ± 0.228	0.489 ± 0.315
Radium-226 & 228	5	0.989 UJ ± 0.472	0.508 ± 0.368	5 U ± 0.355	5 U ± 0.352	5 U ± 0.313	0.378 ± 0.297	0.518 J ± 0.354
Field Parameters								
Temperature (Deg C)	NA	21.19	18.16	20.87	14.42	14.09	15.54	16.53
Dissolved Oxygen, Field (mg/L)	NA	0.46	0.36	0.65	6.92	6.93	0.28	0.31
Conductivity, Field (mS/cm)	NA	0.97438	8.3968	6.276	1.3113	1.0112	7.0931	7.3567
Oxidation Reduction Potential (ORP), Field (mv)	NA	-37.4	138.3	84.6	178.1	13.5	4	192
Turbidity, Field (NTU)	NA	15.28	196.75	0.52	14.53	13.04	0	-
pH, Field (SU)	NA	7.91	6.98	6.86	6.73	7.57	6.66	6.79

ABBREVIATIONS AND NOTES:

CCR: Coal Combustion Residuals.

mg/L: milligram per liter.

pCi/L: picoCurie per liter.

USEPA: United States Environmental Protection Agency.

Results in **bold** are detected.

- USEPA. 2016. Final Rule: Disposal of Coal Combustion Residuals from Electric Utilities. July 26. 40 CFR Part 257.

<https://www.epa.gov/coalash/coal-ash-rule>

TABLE 2
SUMMARY OF GROUNDWATER QUALITY DATA
A.B. BROWN GENERATING STATION - ASH POND
MOUNT VERNON, INDIANA

Location Group Location Name Sample Name Sample Date Lab Sample ID	Action Level Maximum Contaminant Level/ Regional Screening Levels	Downgradient						
		CCR-AP-5R CCR-AP-5R-20221103 11/03/2022 180-147495-9	CCR-AP-6 CCR-AP-6-20220517 05/17/2022 180-138329-8	CCR-AP-6 CCR-AP-6-20221103 11/03/2022 180-147495-7	CCR-AP-7R CCR-AP-7R-20220517 05/17/2022 180-138329-9	CCR-AP-7R CCR-AP-7-20221103 11/03/2022 180-147495-8	CCR-AP-8 CCR-AP-8-20220518 05/18/2022 180-138329-10	CCR-AP-8 CCR-AP-8-20221103 11/03/2022 180-147495-6
Detection Monitoring - EPA Appendix III Constituents (mg/L)								
Boron, Total	NA	14	6.1	6.1	7.3	5.7	1.1	0.85
Calcium, Total	NA	460	230	210	380	310	340	260
Chloride	NA	530	530 J-	230	2900 J-	560	120 J-	97
Fluoride	4	0.51	0.18 J+	0.22 J	0.21 J+	0.21 J	0.35 J+	0.26
pH (lab) (pH units)	NA	7.3 J	7.8 J	7.5 J	7.4 J	7 J	7.6 J	7.1 J
Sulfate	NA	3200	1300 J-	1300	12000 J-	2300	1400 J-	790
Total Dissolved Solids (TDS)	NA	5800	2500	2600	4900	4500	2400	2000
Assessment Monitoring - EPA Appendix IV Constituents (mg/L)								
Antimony, Total	0.006	0.002 U	0.002 U	0.002 U	0.002 U	0.002 U	0.002 U	0.002 U
Arsenic, Total	0.01	0.005 U	0.0012	0.00082 J	0.00083 J	0.005 U	0.00046 J	0.001 J
Barium, Total	2	0.02	0.015	0.014	0.037	0.029	0.036	0.051
Beryllium, Total	0.004	0.001 U	0.001 U	0.001 U	0.001 U	0.001 U	0.001 U	0.001 U
Cadmium, Total	0.005	0.001 U	0.001 U	0.001 U	0.001 U	0.001 U	0.001 U	0.001 U
Chromium, Total	0.1	0.005 U	0.002 U	0.005 U	0.0025 U	0.005 U	0.002 U	0.005 U
Cobalt, Total	0.006	0.001 U	0.0012	0.0013	0.00058	0.00034 J	0.00052	0.0019
Fluoride	4	0.51	0.18 J+	0.22 J	0.21 J+	0.21 J	0.35 J+	0.26
Lead, Total	0.015	0.001 U	0.00063 J	0.001 U	0.0006 J	0.001 U	0.001 U	0.001 U
Lithium, Total	0.04	0.014	0.023	0.023	0.024	0.021	0.016	0.013
Mercury, Total	0.002	0.0002 U	0.0002 U	0.0002 U	0.0002 U	0.0002 U	0.0002 U	0.0002 U
Molybdenum, Total	0.1	0.11	0.004 J	0.0035 J	0.005 U	0.005 U	0.00087 J	0.005 U
Selenium, Total	0.05	0.005 U	0.005 U	0.005 U	0.005 U	0.005 U	0.005 U	0.005 U
Thallium, Total	0.002	0.001 U	0.001 U	0.001 U	0.001 U	0.001 U	0.001 U	0.00036 J
Radiological (pCi/L)								
Radium-226	NA	1 U ± 0.149	1 U ± 0.154	1 U ± 0.143	0.521 ± 0.278	0.195 ± 0.124	1 U ± 0.191	1 U ± 0.143
Radium-228	NA	0.532 ± 0.304	0.573 ± 0.357	1 U ± 0.382	1 U ± 0.344	1 U ± 0.288	1 U ± 0.252	1 U ± 0.438
Radium-226 & 228	5	0.695 J ± 0.339	0.72 J ± 0.389	5 U ± 0.408	0.68 J ± 0.442	5 UJ ± 0.314	5 U ± 0.316	0.676 ± 0.461
Field Parameters								
Temperature (Deg C)	NA	16.74	14.24	14.26	14.27	14.44	18.53	18.37
Dissolved Oxygen, Field (mg/L)	NA	0.17	2.42	2.08	7.41	8.43	2.37	0.04
Conductivity, Field (mS/cm)	NA	7.1191	3.3385	3.2872	6.2924	5.7581	2.8894	2.5089
Oxidation Reduction Potential (ORP), Field (mv)	NA	36.8	116.2	-12.3	129.1	49.8	158	-162.6
Turbidity, Field (NTU)	NA	9.62	334.69	2.48	1428	24.74	-	0
pH, Field (SU)	NA	7.26	6.74	7.12	6.28	6.74	6.58	6.93

ABBREVIATIONS AND NOTES:

CCR: Coal Combustion Residuals.
mg/L: milligram per liter.
pCi/L: picoCurie per liter.
USEPA: United States Environmental Protection Agency.
Results in **bold** are detected.

- USEPA. 2016. Final Rule: Disposal of Coal Combustion Residuals from Electric Utilities. July 26. 40 CFR Part 257.
<https://www.epa.gov/coalash/coal-ash-rule>

TABLE 2
SUMMARY OF GROUNDWATER QUALITY DATA
A.B. BROWN GENERATING STATION - ASH POND
MOUNT VERNON, INDIANA

Location Group Location Name Sample Name Sample Date Lab Sample ID	Action Level Maximum Contaminant Level/ Regional Screening Levels	Downgradient							
		CCR-AP-9 CCR-AP-9-20220518 05/18/2022 180-138329-11	CCR-AP-9 CCR-AP-9-20221103 11/03/2022 180-147495-5	CCR-AP-9 DUP-1-20221103 11/03/2022 180-147495-10	CCR-AP-10 CCR-AP-10-20220517 05/17/2022 180-138328-1	CCR-AP-10 DUPLICATE 1-20220517 05/17/2022 180-138328-6	CCR-AP-10 CCR-AP-10-20221102 11/02/2022 180-147495-3	CCR-AP-11 CCR-AP-11-20220518 05/18/2022 180-138328-2	CCR-AP-11 CCR-AP-11-20221103 11/03/2022 180-147495-4
Detection Monitoring - EPA Appendix III Constituents (mg/L)									
Boron, Total	NA	5.7	7.4	7.4	7.5	0.08 U	6.5	0.76	0.19
Calcium, Total	NA	460	420	420	210	150	210	130	100
Chloride	NA	650 J-	790	850	99 J-	13 J-	90	42 J-	37
Fluoride	4	0.32 J+	0.42	0.46	0.44 J+	0.53 J	0.44	0.15 J+	0.18
pH (lab) (pH units)	NA	6.8 J	7.1 J	7.1 J	7.8 J	7.8 J	7.6 J	7.7 J	7.4 J
Sulfate	NA	3600 J-	4300	4600	1400 J-	74 J-	1500	180 J-	88
Total Dissolved Solids (TDS)	NA	6200	7200	7300	2900	790	2800	780	570
Assessment Monitoring - EPA Appendix IV Constituents (mg/L)									
Antimony, Total	0.006	0.002 U	0.002 U	0.002 U	0.002 U	0.002 U	0.002 U	0.002 U	0.002 U
Arsenic, Total	0.01	0.018	0.015	0.015	0.0026	0.00081 J	0.001 J	0.0033	0.002 J
Barium, Total	2	0.085	0.083	0.084	0.023	0.071	0.018	0.062	0.061
Beryllium, Total	0.004	0.001 U	0.001 U	0.001 U	0.00036 J	0.001 U	0.001 U	0.001 U	0.001 U
Cadmium, Total	0.005	0.001 U	0.001 U	0.001 U	0.001 U	0.001 U	0.001 U	0.001 U	0.001 U
Chromium, Total	0.1	0.002 U	0.005 U	0.005 U	0.0034 U	0.0028 U	0.005 U	0.0031 U	0.0032 J
Cobalt, Total	0.006	0.0005 U	0.00035 J	0.00035 J	0.0027	0.00034 J	0.0012	0.0018	0.0011
Fluoride	4	0.32 J+	0.42	0.46	0.44 J+	0.53 J	0.44	0.15 J+	0.18
Lead, Total	0.015	0.0003 J	0.001 U	0.001 U	0.0025	0.00031 J	0.0011	0.0031	0.002
Lithium, Total	0.04	0.026	0.031	0.031	0.0031 J	0.00098 J	0.0026 J	0.013	0.0067 J
Mercury, Total	0.002	0.0002 U	0.0002 U	0.0002 U	0.0002 U	0.0002 U	0.0002 U	0.0002 U	0.0002 U
Molybdenum, Total	0.1	0.0062	0.0096	0.01	0.0024 J	0.0014 J	0.0021 J	0.0011 J	0.005 U
Selenium, Total	0.05	0.005 U	0.0011 J	0.0011 J	0.038	0.005 U	0.031	0.011	0.0036 J
Thallium, Total	0.002	0.001 U	0.001 U	0.001 U	0.001 U	0.001 U	0.001 U	0.001 U	0.001 U
Radiological (pCi/L)									
Radium-226	NA	1 U ± 0.232	1 U ± 0.212	0.387 ± 0.263	1 U ± 0.305	1 U ± 0.154	1 U ± 0.189	1 U ± 0.307	1 U ± 0.243
Radium-228	NA	1 U ± 0.448	1.04 ± 0.547	1 U ± 0.631	1 U ± 0.588	1 U ± 0.303	1.04 ± 0.501	1 U ± 0.471	1 U ± 0.756
Radium-226 & 228	5	0.812 ± 0.505	1.3 J ± 0.587	5 UJ ± 0.684	5 U ± 0.662	0.5 ± 0.34	1.31 J ± 0.535	5 U ± 0.562	1.22 ± 0.794
Field Parameters									
Temperature (Deg C)	NA	17.25	18.75	18.75	14.57	14.42	14.17	13.99	16.75
Dissolved Oxygen, Field (mg/L)	NA	0.29	0	0	0.86	6.92	6.63	6.82	2.51
Conductivity, Field (mS/cm)	NA	8.3426	9.8004	9.8004	3.3471	1.3113	3.5886	1.0383	0.91881
Oxidation Reduction Potential (ORP), Field (mv)	NA	-76.4	-115	-115	223.5	178.1	36.1	187.7	330
Turbidity, Field (NTU)	NA	55.2	45.4	45.4	47.72	14.53	91.45	203.54	96.97
pH, Field (SU)	NA	6.86	7.3	7.3	6.84	6.73	7.57	6.95	7.31

ABBREVIATIONS AND NOTES:

CCR: Coal Combustion Residuals.
mg/L: milligram per liter.
pCi/L: picoCurie per liter.
USEPA: United States Environmental Protection Agency.
Results in **bold** are detected.

- USEPA. 2016. Final Rule: Disposal of Coal Combustion Residuals from Electric Utilities. July 26. 40 CFR Part 257.
<https://www.epa.gov/coalash/coal-ash-rule>

TABLE 2
SUMMARY OF GROUNDWATER QUALITY DATA
 A.B. BROWN GENERATING STATION - ASH POND
 MOUNT VERNON, INDIANA

Location Group Location Name Sample Name Sample Date Lab Sample ID	Action Level Maximum Contaminant Level/ Regional Screening Levels	Nature & Extent - French Drain							
		FD-PZ-1 FD-PZ-1-20220519 05/19/2022 180-138465-8	FD-PZ-1 PZ-1-20221104 11/04/2022 180-147495-12	FD-PZ-2 FD-PZ-2-20220519 05/19/2022 180-138465-9	FD-PZ-2 PZ-2-20221104 11/04/2022 180-147495-13	MH-1 MH-1-20220519 05/19/2022 180-138465-6	MH-1 MH-1-20221104 11/04/2022 180-147495-15	MH-2 MH-2-20220519 05/19/2022 180-138465-7	MH-2 MH-2-20221104 11/04/2022 180-147495-14
Detection Monitoring - EPA Appendix III Constituents (mg/L)									
Boron, Total	NA	8.8	9	0.068 J	0.03	13	14	13	5.6
Calcium, Total	NA	640	440	110	98	400	380	340	190
Chloride	NA	460	560	6 J+	6.2	520	550	580	290
Fluoride	4	0.65	0.49	0.19	0.12	0.53	0.55	4.1	0.91
pH (lab) (pH units)	NA	7.8 J	7.7 J	7.8 J	7.6 J	7.7 J	7.7 J	12.5 J	10.2 J
Sulfate	NA	3000	3100	9.8	87	2900	3500	4500	2100
Total Dissolved Solids (TDS)	NA	5700	5000	460	310	5500	5800	11000	3400
Assessment Monitoring - EPA Appendix IV Constituents (mg/L)									
Antimony, Total	0.006	0.024	0.0015 J	0.002 U	0.002 U	0.002 U	0.002 U	0.0017 J	0.0078
Arsenic, Total	0.01	0.032	0.02	0.00079 J	0.005 U	0.00062 J	0.005 U	0.0015	0.043
Barium, Total	2	0.26	0.2	0.15	0.14	0.025	0.025	0.12	0.043
Beryllium, Total	0.004	0.0033 J	0.0024	0.001 U	0.001 U	0.001 U	0.001 U	0.001 U	0.001 U
Cadmium, Total	0.005	0.0049 J	0.0025	0.001 U	0.001 U	0.00025 J	0.00032 J	0.001 U	0.001 U
Chromium, Total	0.1	0.085	0.052	0.0026 U	0.005 U	0.002 U	0.005 U	0.027	0.005 U
Cobalt, Total	0.006	0.033	0.018	0.0017	0.00049 J	0.0021	0.002	0.0005 U	0.001 U
Fluoride	4	0.65	0.49	0.19	0.12	0.53	0.55	4.1	0.91
Lead, Total	0.015	0.044	0.024	0.0012	0.001 U	0.001 U	0.001 U	0.00075 J	0.001 U
Lithium, Total	0.04	0.098	0.077	0.006	0.0036 J	0.036	0.038	0.073	0.056
Mercury, Total	0.002	0.00049	0.00044 U	0.0002 U	0.0002 U	0.0002 U	0.0002 U	0.0002 U	0.00022 U
Molybdenum, Total	0.1	0.42	0.28	0.0019 J	0.0012 J	1.4	1.3	0.82	0.82
Selenium, Total	0.05	0.05 U	0.0037 J	0.005 U	0.005 U	0.005 U	0.005 U	0.35	0.083
Thallium, Total	0.002	0.01 U	0.00055 J	0.001 U	0.001 U	0.001 U	0.001 U	0.001 U	0.001 U
Radiological (pCi/L)									
Radium-226	NA	8.9 ± 1.73	2.84 ± 0.846	1 U ± 0.256	1 U ± 0.112	1 U ± 0.14	1 U ± 0.108	4.56 ± 1.12	1 U ± 0.122
Radium-228	NA	5.74 ± 1.87	1 U ± 1.32	1 U ± 0.58	1 U ± 0.312	1 U ± 0.293	0.627 ± 0.375	1 U ± 1.04	1 U ± 0.354
Radium-226 & 228	5	14.6 ± 2.55	4.05 J ± 1.57	5 U ± 0.634	5 U ± 0.331	5 U ± 0.325	0.713 J ± 0.39	5.14 J ± 1.53	0.659 ± 0.374
Field Parameters									
Temperature (Deg C)	NA	21.33	17.46	21.18	16.39	18.01	18.29	21.32	17.37
Dissolved Oxygen, Field (mg/L)	NA	2.78	0.3	1.66	2.05	0.24	6.81	8.18	0.64
Conductivity, Field (mS/cm)	NA	7.4637	7.0953	0.9435	0.78015	7.8017	4.9133	23.849	7.5569
Oxidation Reduction Potential (ORP), Field (mv)	NA	93.6	73.1	117.5	39.12	33.3	-100.7	-110.3	-23.08
Turbidity, Field (NTU)	NA	1314	286.9	104.16	-	0.71	103.9	692.81	-
pH, Field (SU)	NA	7.59	7.49	7.07	7.22	8.77	10.41	12.57	8.05

ABBREVIATIONS AND NOTES:

CCR: Coal Combustion Residuals.

mg/L: milligram per liter.

pCi/L: picoCurie per liter.

USEPA: United States Environmental Protection Agency.

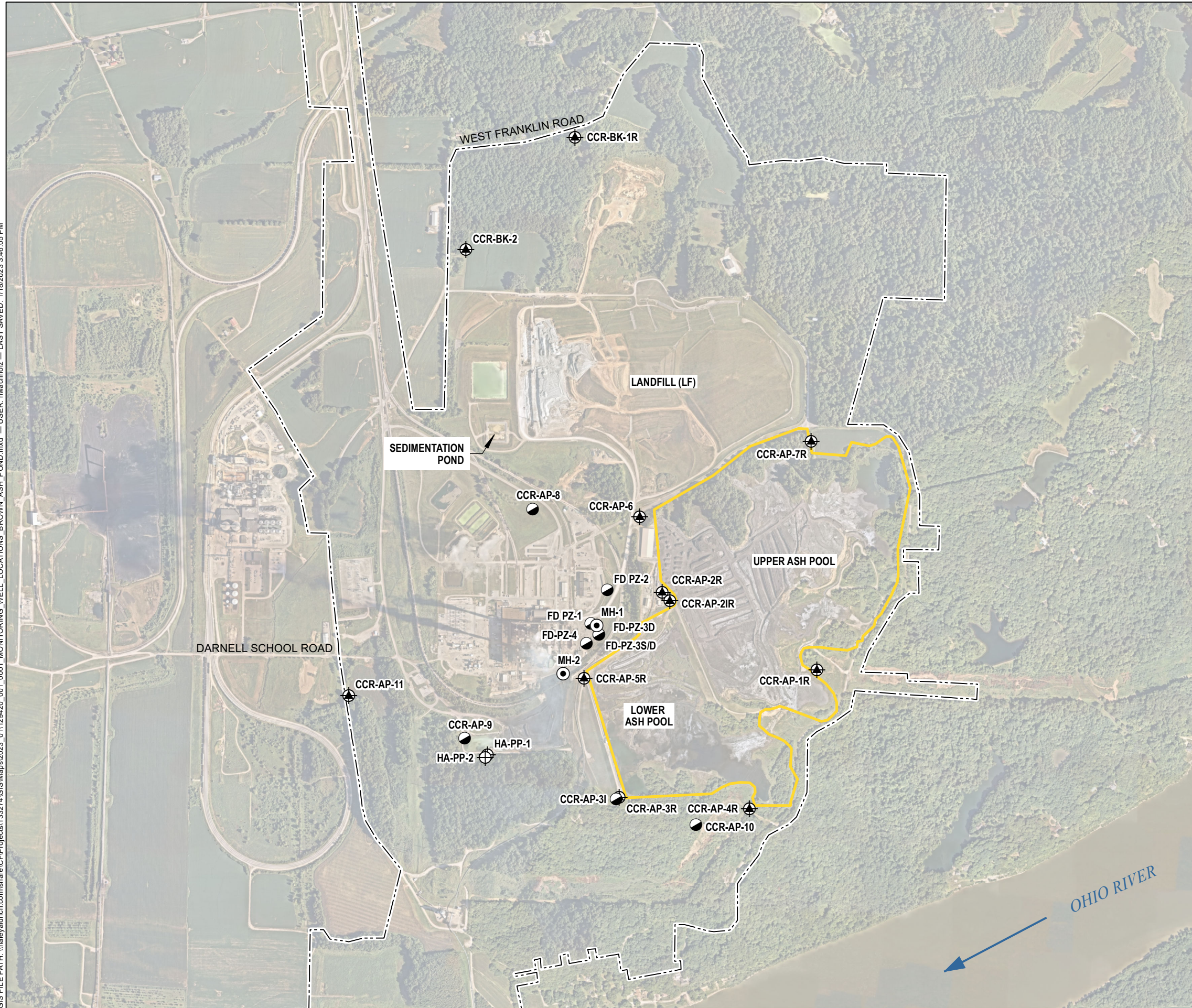
Results in **bold** are detected.

- USEPA. 2016. Final Rule: Disposal of Coal Combustion Residuals from Electric Utilities. July 26. 40 CFR Part 257.





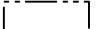

<https://www.epa.gov/coalash/coal-ash-rule>

FIGURES

GIS FILE PATH: \\haleyaldrich.com\share\CR\Projects\133274\GIS\Maps\2023_01\129420_001_0001_MONITORING_WELL_LOCATIONS_BROWN_ASH_POND.mxd — USER: hwachholz — LAST SAVED: 1/18/2023 3:46:05 PM




LEGEND

-  CCR MONITORING WELL
-  MANHOLE
-  NATURE AND EXTENT MONITORING WELL
-  CCR PIEZOMETER
-  PROPERTY BOUNDARY
-  CCR REGULATED UNIT BOUNDARY

NOTES

1. ALL LOCATIONS AND DIMENSIONS ARE APPROXIMATE.
2. AERIAL IMAGERY SOURCE: NEARMAP, 24 AUGUST 2022



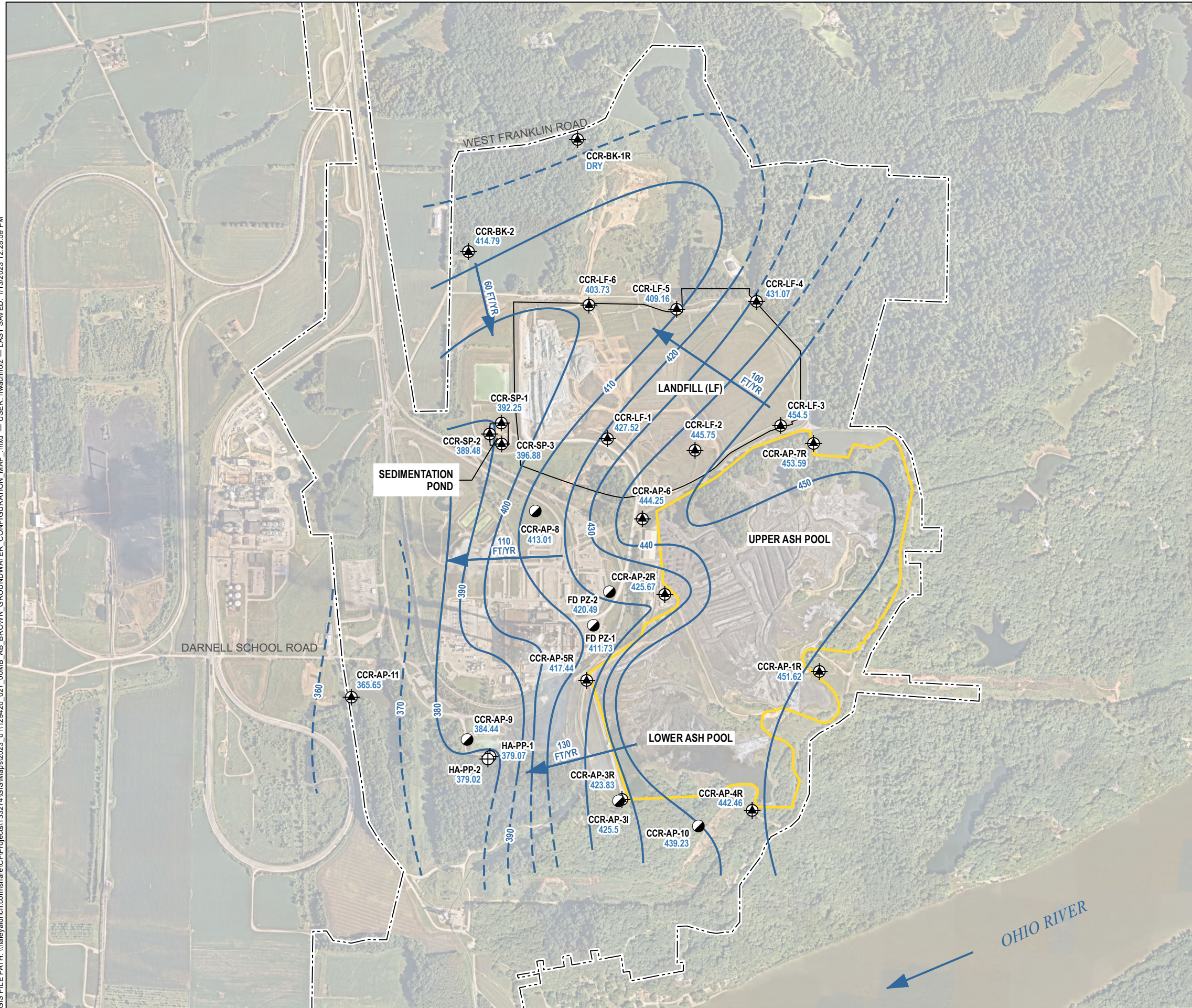
HALEY ALDRICH SOUTHERN INDIANA GAS AND ELECTRIC COMPANY
A.B. BROWN GENERATING STATION
MOUNT VERNON, INDIANA

**GROUNDWATER MONITORING
WELL LOCATIONS - ASH POND**

JANUARY 2023

FIGURE 1

GIS FILE PATH: \\haleyaldrich.com\share\CR\Projects\133274\GIS\Maps\2023_01\129420_027_00MB_AB_BROWN_GROUNDWATER_CONFIGURATION_MAP.mxd — USER: hwachholz — LAST SAVED: 1/13/2023 12:28:59 PM

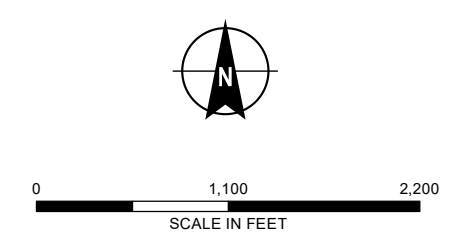


LEGEND

- CCR MONITORING WELL
- NATURE AND EXTENT MONITORING WELL
- CCR PIEZOMETER WELL
- GROUNDWATER ELEVATION CONTOUR, 10-FT INTERVAL, DASHED WHERE INFERRED
- GROUNDWATER FLOW DIRECTION
- CCR REGULATED UNIT BOUNDARY
- LANDFILL/SEDIMENTATION POND
- PROPERTY BOUNDARY

NOTES

1. ALL LOCATIONS AND DIMENSIONS ARE APPROXIMATE.
2. CCR REGULATED UNITS INCLUDE THE ASH POND, LANDFILL, AND SEDIMENTATION POND.
3. GROUNDWATER ELEVATIONS WERE MEASURED 16 MAY 2022.
4. APPROXIMATE GROUNDWATER FLOW RATE CALCULATED USING $V = ki/n_e$ WHERE
 V = GROUNDWATER FLOW VELOCITY IN FEET PER DAY
 k = HORIZONTAL HYDRAULIC CONDUCTIVITY IN FEET PER DAY
 i = HORIZONTAL GROUNDWATER GRADIENT IN FEET PER FOOT
 n_e = ASSUMED EFFECTIVE POROSITY
5. AERIAL IMAGERY SOURCE: NEARMAP, 24 AUGUST 2022



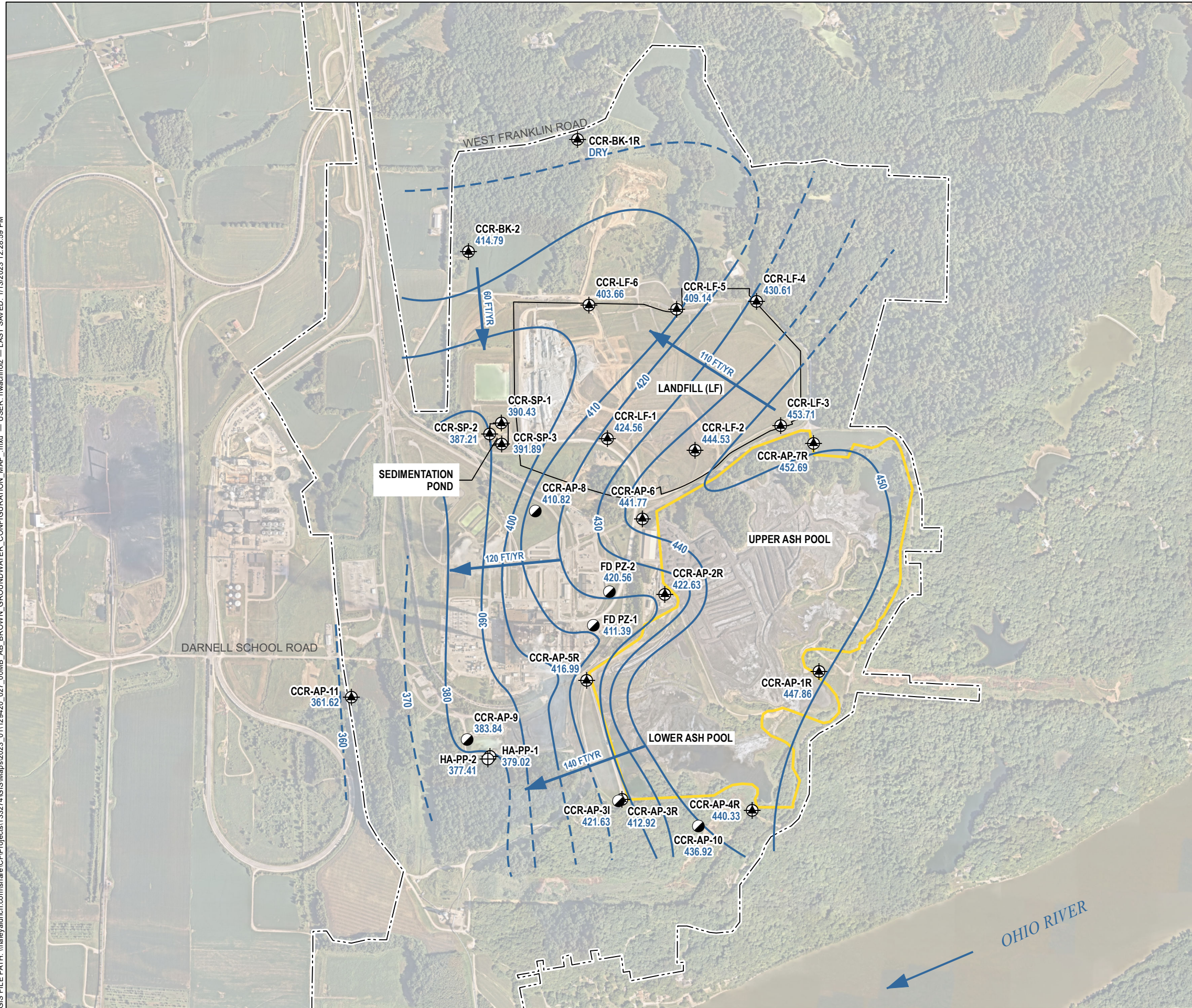
HALEY ALDRICH SOUTHERN INDIANA GAS AND ELECTRIC COMPANY
 A.B. BROWN GENERATING STATION
 MOUNT VERNON, INDIANA

**WATER TABLE CONFIGURATION MAP
 MAY 2022**

JANUARY 2023

FIGURE 2

GIS FILE PATH: \\haleyaldrich.com\share\CR\Projects\133274\GIS\Maps\2023_01\129420_027_00MB_AB_BROWN_GROUNDWATER_CONFIGURATION_MAP.mxd — USER: hwachholz — LAST SAVED: 1/13/2023 12:28:59 PM

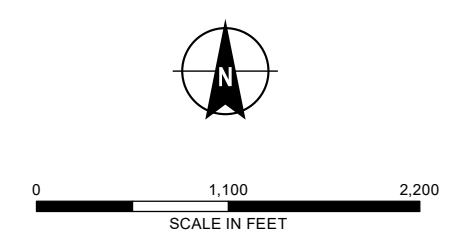


LEGEND

- CCR MONITORING WELL
- NATURE AND EXTENT MONITORING WELL
- CCR PIEZOMETER WELL
- GROUNDWATER ELEVATION CONTOUR, 10-FT INTERVAL, DASHED WHERE INFERRED
- GROUNDWATER FLOW DIRECTION
- CCR REGULATED UNIT BOUNDARY
- LANDFILL/SEDIMENTATION POND
- PROPERTY BOUNDARY

NOTES

1. ALL LOCATIONS AND DIMENSIONS ARE APPROXIMATE.
2. CCR REGULATED UNITS INCLUDE THE ASH POND, LANDFILL, AND SEDIMENTATION POND.
3. GROUNDWATER ELEVATIONS WERE MEASURED 1 NOVEMBER 2022.
4. APPROXIMATE GROUNDWATER FLOW RATE CALCULATED USING $V = ki/n_e$ WHERE
 V = GROUNDWATER FLOW VELOCITY IN FEET PER DAY
 k = HORIZONTAL HYDRAULIC CONDUCTIVITY IN FEET PER DAY
 i = HORIZONTAL GROUNDWATER GRADIENT IN FEET PER FOOT
 n_e = ASSUMED EFFECTIVE POROSITY
5. AERIAL IMAGERY SOURCE: NEARMAP, 24 AUGUST 2022



HALEY ALDRICH SOUTHERN INDIANA GAS AND ELECTRIC COMPANY
 A.B. BROWN GENERATING STATION
 MOUNT VERNON, INDIANA

**WATER TABLE CONFIGURATION MAP
 NOVEMBER 2022**

JANUARY 2023

FIGURE 3

APPENDIX A
Summary of Statistical Analysis



HALEY & ALDRICH, INC.
400 Augusta Street
Suite 100
Greenville, SC 29601
864.214.8750

TECHNICAL MEMORANDUM

25 March 2022
File No. 0129420

TO: Southern Indiana Gas and Electric Company

FROM: Haley & Aldrich, Inc.
Mark Miesfeldt, Lead Hydrogeologist
Steven F. Putrich, P.E., Project Principal

SUBJECT: Statistical Evaluation of the November 2021 Semi-annual Groundwater Assessment Monitoring Data
Southern Indiana Gas and Electric Company
Ash Pond
A.B. Brown Generating Station; Posey County, Indiana

Pursuant to Title 40 Code of Federal Regulations (40 CFR) § 257.93 and § 257.95 (Rule), this memorandum summarizes the statistical evaluation of the analytical results for the November 2021 semi-annual assessment monitoring event for the A.B. Brown Generating Station Ash Pond. Haley & Aldrich, Inc. (Haley & Aldrich) completed this statistical evaluation to determine if Appendix IV groundwater monitoring constituents have been detected in downgradient wells at statistically significant levels (SSL) greater than Groundwater Protection Standards (GWPS), consistent with the requirements in 40 CFR § 257.95.

Methods used during this statistical analysis are described in the *Statistical Data Analysis Plan for the A.B. Brown Generating Station Ash Pond* (Haley & Aldrich, 2017). A summary of how applicable performance standards described in § 257.93 (g) were achieved include:

- § 257.93 (g) (1) - Data set distribution was evaluated using basic summary statistics, graphical methods, and the Shapiro-Wilks Test of Normality. Parametric methods were used where normal distributions were identified. Those data sets were evaluated for outliers using box plots, Dixon's test and Rosner's test. Outlier identification and data set distribution groups are summarized in Table I.
- § 257.93 (g) (2) – Not applicable
- § 257.93 (g) (3) – Not applicable
- § 257.93 (g) (4) – Levels of confidence and additional supporting information for the use of tolerance intervals and prediction limits are included in Table I.
- § 257.93 (g) (5) – Non-detect values were accounted for by simple substitution, where the detection limit replaced the non-detect result. Non-detect values are identified and summarized in Table I.

- § 257.93 (g) (6) – Time series plots for groundwater monitoring wells included in this evaluation were reviewed to identify potential seasonal variability. No additional statistics to account for seasonality of spatial variability were necessary.

Background

During the Assessment Monitoring phase, groundwater samples were collected from the CCR monitoring well network. Samples were collected in June, and August 2018 and subsequently analyzed for the Appendix III and Appendix IV constituents as required by 40 CFR § 257.95(b) and 40 CFR § 257.95(d)(1). Concurrent with the second assessment sampling round, and as required by 40 CFR § 257.95(h), groundwater protection standards (GWPS) were established for the detected Appendix IV constituents. The assessment monitoring sampling results were compared to the GWPS to determine if statistically significant levels (SSL) of Appendix IV constituents were present downgradient of the Ash Pond. The results of this evaluation indicated that lithium and molybdenum were present in groundwater at SSLs above the GWPS thereby requiring notification as established by 40 CFR § 105(h)(8) and triggering an assessment of corrective measures.

As a result of this determination, and in accordance with 40 CFR § 257.95(g)(3), a field investigation was initiated to demonstrate that a source other than the Ash Pond caused the lithium and molybdenum contamination. The field investigation included sampling and analysis of naturally occurring coal identified near monitoring well CCR-AP-2R as an alternative source of molybdenum and lithium and surface water sampling from the Coal Pile Runoff Pond and lower pool of the Ash Pond to evaluate the effluent from the coal pile runoff as an alternate source of the Appendix IV SSLs detected at CCR-AP-3R. While this investigation showed that the naturally occurring coal and the coal pile runoff were contributing sources, they did not contribute lithium and molybdenum at levels that resulted in a determination of an alternative source. Consequently, both lithium and molybdenum were carried forward into the assessment of corrective measures.

Data from the groundwater sampling event for the downgradient monitoring wells (CCR-AP-1R through CCR-AP-5R, CCR-AP-6, and CCR-AP-7R) were compared to the GWPS established from the background dataset for the upgradient monitoring wells (CCR-BK-1 and CCR-BK-2) for detected Appendix IV constituents. GWPS for each of the Appendix IV constituents have been set equal to the highest value of the maximum contaminant level, regional screening level, or background concentration. The results of the assessment monitoring statistical evaluation are discussed below and provided in Table I.

Development of GWPS

The Rule provides four specific options for statistical evaluation of groundwater quality data collected at a coal combustion residual (CCR) unit (40 CFR §257.93(f) (1-4)). Haley & Aldrich certified the tolerance limit (TL) as the statistical method used for developing background concentration for the GWPS on 14 January 2019. As noted above, the GWPS for each of the Appendix IV constituents have been set equal to the highest value of the maximum contaminant level (MCL), regional screening level (RSL), or background concentration. The most recent groundwater sampling result from each compliance well was compared to the GWPS to determine if additional statistical testing is warranted.

STATISTICAL EVALUATION

An interwell statistical evaluation was used to identify SSLs. An interwell evaluation compares the most recent values from downgradient compliance wells to a background dataset composed of upgradient well data. Because the CCR unit is in assessment monitoring, no statistical evaluations were conducted on Appendix III (detection monitoring) constituents.

The parametric TL method was used to complete statistical evaluations of the referenced dataset. The TL procedure is one in which a concentration limit for each constituent is established from the distribution of the background data, with a minimum 95 percent confidence level. The upper endpoint of a tolerance interval is called the UTL. Depending on the data distribution, parametric or non-parametric TL procedures are used to evaluate groundwater monitoring data using this method. Parametric TLs utilize normally distributed data or data normalized via a transformation of the sample background data used to construct the limit. If the data are non-normal and a transformation is not indicated, non-parametric procedures (order statistics or bootstrap methods) are used to calculate the TL. If all the background data are non-detect, a maximum reporting limit may serve as an appropriate UTL.

These statistical evaluations were conducted using the background dataset for detected Appendix IV constituents using parametric TL. If an Appendix IV constituent concentration from the November 2021 sampling event was greater than the GWPS, the lower confidence limit (LCL) for the downgradient well constituent was used to evaluate if an SSL was indicated. The LCL is the lower end of the confidence interval range, which is an estimated concentration range intended to contain the true mean or median of the population from which the sample is drawn. The confidence interval range is designed to locate the true population mean or median with a high degree of statistical confidence, or conversely, with a low probability of error.

The UTLs were calculated from the background well dataset using Chemstat software after testing for outlier sample results that would warrant removal from the dataset based on likely error in sampling or measurement. Both visual and statistical outlier tests for the background data were performed using Chemstat and U.S. Environmental Protection Agency's ProUCL 5.1 software, and a visual inspection of the data was performed using box plots and distribution plots for the downgradient sample data. No sample data were identified as outliers that warranted removal from the dataset.

BACKGROUND DISTRIBUTIONS

The groundwater analytical results for each sampling event from the background sample locations were combined to calculate the UTL for each detected Appendix IV constituent. The variability and distribution of the pooled dataset was evaluated to determine the method for UTL calculation. The background concentrations were periodically updated per the document *Statistical Analysis of Groundwater Monitoring Data at RCRA Facilities, Unified Guidance, March 2009* (Unified Guidance).

TREND SUMMARY

Mann Kendall trend analyses were performed on data sets of sufficient sample size. Results of the trend analysis are included on Table I. In summary, 93 percent of trends analyzed are identified as stable or decreasing. Increasing trends identified for constituents identified as SSLs include:

- CCR-AP-2R (molybdenum)
- CCR-AP-5R (molybdenum)

RESULTS OF APPENDIX IV DOWNGRADIENT STATISTICAL COMPARISONS

The sample concentrations from the downgradient wells for each of the detected Appendix IV constituents from the November 2021 assessment monitoring event were compared to their respective GWPS (Table I). If the detected constituent was greater than the associated GWPS for that Unit, pursuant to 40 CFR § 257.93 (f)(5), the confidence interval method was used to evaluate if that Appendix IV constituent was present at a SSL. Based on the comparisons outlined above, the results of the statistical analyses conducted for those detected Appendix IV constituents confirm that lithium and molybdenum remain as the only constituents present at SSLs above GWPSs downgradient of the Ash Pond. This information is being provided for SIGECO's records. Since no new constituents were identified at SSLs above the GWPS, further notifications associated with the statistical analysis of the November 2021 sampling results are not required at this time.

Tables

Table I – Summary of Assessment Monitoring Statistical Evaluation – November 2021

\\haleyaldrich.com\share\grn_common\129420 Vectren\Deliverables\AB_Brown\SSL Notification\2022 March\Ash Pond\2022-0325_HAI_ABB_GW Stats Summary_SSL Notification_Ash Pond_FRev1.docx

TABLE

Location Id	Frequency of Detection	Percent Non-Detects	Range of Non-Detect	Mean	50th Percentile (Median)	95th Percentile	Maximum Detect	Variance	Standard Deviation	Coefficient of Variance	CCR MCL/RSL	Report Result Unit	Detection Exceedances (Y/N)	Number of Detection Exceedances	Outlier Detected	Outlier Removed	Trend	Distribution Group*	Inter-well Analysis									
																			June/November 2021 Concentrations	Detect?	Upper Tolerance Limit	Upper Tolerance Limit (µg/L)	Lower Confidence Level (LCL)	SSI (Exceedance above Background at Individual Well)	Groundwater Protection Standard (Higher of MCL/RSL or Upper Tolerance Limit)	Exceedance above GWPS at Individual Well	SSL	
CCR Appendix-IV: Antimony, Total (mg/L)																												
CCR-BK-1	2/16	88%	0.002-0.002	0.00356	0.004	0.004	0.0009	6.992E-07	0.0011826	0.6638	0.006	mg/L	N	0	N	N	NA	Non-parametric			0.002	2.0			0.006			
CCR-BK-2	1/16	94%	0.002-0.002	0.00382	0.004	0.004	0.00096	2.794E-07	0.0007476	0.3924	0.006	mg/L	N	0	N	N	NA											
CCR-AP-1R	0/16	100%	0.002-0.002	0.004	0.004	0.004	0	0	0	0	0.006	mg/L	N	0	N	N	NA			0.002	N				N	N	FALSE	
CCR-AP-2R	1/16	94%	0.002-0.02	0.00826	0.004	0.04	0.00022	0.0000747	0.012222	2.958	0.006	mg/L	N	0	Y	N	NA			0.002	N				N	N	FALSE	
CCR-AP-3R	1/16	94%	0.00022-0.02	0.01028	0.004	0.04	0.000184	0.00010588	0.014552	2.828	0.006	mg/L	N	0	Y	N	NA			0.002	N				N	N	FALSE	
CCR-AP-4R	0/16	100%	0.002-0.002	0.004	0.004	0.004	0	0	0	0	0.006	mg/L	N	0	N	N	NA			0.002	N				N	N	FALSE	
CCR-AP-5R	0/14	100%	0.002-0.002	0.01172	0.004	0.04		0.00011314	0.015042	2.568	0.006	mg/L	N	0	N	N	NA			0.002	N				N	N	FALSE	
CCR-AP-6	1/16	94%	0.002-0.02	0.00608	0.004	0.0202	0.00136	0.00003978	0.00892	2.932	0.006	mg/L	N	0	N	N	NA			0.002	N				N	N	FALSE	
CCR-AP-7R	2/16	88%	0.002-0.02	0.00588	0.004	0.0202	0.00118	0.00004058	0.00901	3.068	0.006	mg/L	N	0	N	N	NA			0.002	N				N	N	FALSE	
CCR Appendix-IV: Arsenic, Total (mg/L)																												
CCR-BK-1	12/17	29%	0.001-0.001	0.001868	0.002	0.0037	0.005	5.684E-07	0.0010662	1.1414	0.01	mg/L	N	0	Y	N	Stable	Non-parametric			0.0035	3.5			0.010			
CCR-BK-2	8/17	53%	0.001-0.001	0.00246	0.002	0.00609	0.007	1.5908E-06	0.0017838	1.4544	0.01	mg/L	N	0	Y	N	Stable											
CCR-AP-1R	12/17	29%	0.001-0.001	0.00191	0.0016	0.0052	0.0104	0.0000252	0.002246	2.352	0.01	mg/L	N	0	Y	N	Stable			0.00100	0.000				N	N	FALSE	
CCR-AP-2R	11/17	35%	0.001-0.01	0.0039	0.00192	0.02	0.0048	0.000018232	0.006038	3.104	0.01	mg/L	N	0	Y	N	Stable			0.00088	1.000				N	N	FALSE	
CCR-AP-3R	6/17	65%	0.001-0.01	0.00474	0.002	0.02	0.00094	0.00002584	0.00719	3.03	0.01	mg/L	N	0	N	N	Stable			0.00100	0.000				N	N	FALSE	
CCR-AP-4R	8/17	53%	0.001-0.001	0.001376	0.002	0.002	0.00118	2.356E-07	0.0006866	0.9976	0.01	mg/L	N	0	N	N	Decrease			0.00100	0.000				N	N	FALSE	
CCR-AP-5R	3/15	80%	0.001-0.001	0.00588	0.002	0.02	0.00114	0.00002816	0.007506	2.556	0.01	mg/L	N	0	N	N	NA			0.005	0.000				Y	N	FALSE	
CCR-AP-6	16/17	6%	0.01-0.01	0.00568	0.0042	0.01389	0.0106	0.00001155	0.004806	1.694	0.01	mg/L	N	0	Y	N	Decrease			0.00085	1.000				N	N	FALSE	
CCR-AP-7R	15/17	12%	0.001-0.01	0.0032	0.00174	0.01116	0.0064	0.000010046	0.004482	2.802	0.01	mg/L	N	0	Y	N	Stable			0.00058	1.000				N	N	FALSE	
CCR Appendix-IV: Barium, Total (mg/L)																												
CCR-BK-1	17/17	0%	-	0.0794	0.074	0.1211	0.164	0.0002908	0.02412	0.6074	2	mg/L	N	0	Y	N	Stable	Non-parametric			0.150	150.0			2.000			
CCR-BK-2	17/17	0%	-	0.0898	0.074	0.1687	0.3	0.001485	0.0545	1.2142	2	mg/L	N	0	Y	N	Stable											
CCR-AP-1R	17/17	0%	-	0.047	0.04	0.0841	0.088	0.00015954	0.017864	0.7592	2	mg/L	N	0	N	N	Stable			0.044	1.000				N	N	FALSE	
CCR-AP-2R	17/17	0%	-	0.0762	0.084	0.0994	0.102	0.00019148	0.01957	0.5134	2	mg/L	N	0	N	N	Stable			0.044	1.000				N	N	FALSE	
CCR-AP-3R	17/17	0%	-	0.0496	0.032	0.1432	0.32	0.00237	0.06884	2.772	2	mg/L	N	0	Y	N	Stable			0.013	1.000				N	N	FALSE	
CCR-AP-4R	17/17	0%	-	0.1608	0.178	0.227	0.24	0.0011318	0.04758	0.5916	2	mg/L	N	0	N	N	Stable			0.083	1.000				N	N	FALSE	
CCR-AP-5R	15/15	0%	-	0.0336	0.032	0.0444	0.048	0.000015504	0.005568	0.3314	2	mg/L	N	0	Y	N	Stable			0.024	1.000				N	N	FALSE	
CCR-AP-6	16/17	6%	0.1-0.1	0.0482	0.038	0.122	0.08	0.0008466	0.04114	1.706	2	mg/L	N	0	Y	N	Decrease			0.011	1.000				N	N	FALSE	
CCR-AP-7R	17/17	0%	-	0.0696	0.064	0.1091	0.126	0.0002242	0.02118	0.609	2	mg/L	N	0	N	N	Decrease			0.022	1.000				N	N	FALSE	
CCR Appendix-IV: Beryllium, Total (mg/L)																												
CCR-BK-1	1/16	94%	0.001-0.001	0.00189	0.002	0.002	0.00024	9.368E-08	0.0004328	0.458	0.004	mg/L	N	0	N	N	NA	Non-parametric			0.001	1			0.004			
CCR-BK-2	2/16	88%	0.001-0.001	0.001822	0.002	0.002	0.0008	1.1696E-07	0.0004836	0.5308	0.004	mg/L	N	0	N	N	NA											
CCR-AP-1R	3/16	81%	0.001-0.001	0.00168	0.002	0.002	0.00038	2.294E-07	0.0006774	0.8062	0.004	mg/L	N	0	N	N	NA			0.001	N				N	N	FALSE	
CCR-AP-2R	4/16	75%	0.001-0.001	0.00384	0.002	0.02	0.00054	0.00001949	0.006244	3.248	0.004	mg/L	N	0	Y	N	NA			0.001	N				N	N	FALSE	
CCR-AP-3R	2/16	88%	0.001-0.01	0.00404	0.002	0.02	0.00042	0.000018908	0.00615	3.038	0.004	mg/L	N	0	Y	N	NA			0.001	N				N	N	FALSE	
CCR-AP-4R	0/16	100%	0.001-0.001	0.002	0.002	0.002	0	0	0	0	0.004	mg/L	N	0	N	N	NA			0.001	N				N	N	FALSE	
CCR-AP-5R	2/14	86%	0.001-0.01	0.00432	0.002	0.02	0.00032	0.00002146	0.00655	3.036	0.004	mg/L	N	0	Y	N	NA			0.001	N				N	N	FALSE	
CCR-AP-6	3/16	81%	0.001-0.001	0.001754	0.002	0.002	0.00102	1.476E-07	0.0005434	0.6196	0.004	mg/L	N	0	N	N	NA			0.001	N				N	N	FALSE	
CCR-AP-7R	2/16	88%	0.001-0.001	0.001796	0.002	0.002	0.00048	1.5076E-07	0.0005492	0.6114	0.004	mg/L	N	0	N	N	NA			0.001	N				N	N	FALSE	
CCR Appendix-IV: Cadmium, Total (mg/L)																												
CCR-BK-1	0/17	100%	0.001-0.001	0.002	0.002	0.002	0	0	0	0	0.005	mg/L	N	0	N	N	NA	Non-parametric			0.001	1			0.005			
CCR-BK-2	0/17	100%	0.001-0.001	0.002	0.002	0.002	0	0	0	0	0.005	mg/L	N	0	N	N	NA											
CCR-AP-1R	4/17	76%	0.001-0.001	0.001624	0.002	0.002	0.00056	2.384E-07	0.0006904	0.8506	0.005	mg/L	N	0	N	N	NA			0.0010	0.000				N	N	FALSE	
CCR-AP-2R	12/17	29%	0.001-0.01	0.00334	0.00112	0.02	0.0016	0.000019174	0.006192	3.702	0.005	mg/L	N	0	Y	N	Stable			0.0010	0.000				N	N	FALSE	
CCR-AP-3R	11/17	35%	0.001-0.01	0.00416	0.0005	0.02	0.0006	0.00002784	0.007462	3.58	0.005	mg/L	N	0	N	N	Stable			0.0010	0.000				N	N	FALSE	
CCR-AP-4R	2/17	88%	0.001-0.001	0.001796	0.002	0.002	0.00036	1.6172E-07	0.0005688	0.6334	0.005	mg/L	N	0	Y	N	NA			0.0010	0.000				N	N	FALSE	
CCR-AP-5R	3/15	80%	0.001-0.01	0.0053	0.002	0.02	0.00102	0.00002814	0.0075	2.83	0.005	mg/L	N	0	Y	N	NA			0.0005	1.000				N	N	FALSE	
CCR-AP-6	2/17	88%	0.001-0.01	0.00286	0.002	0.0083	0.00042	0.000009602	0.004382	3.06	0.005	mg/L	N	0	Y	N	NA			0.0010	0.000				N	N	FALSE	
CCR-AP-7R	7/17	59%	0.001-0.01	0.00238	0.002	0.0083	0.00064	0.000010316	0.004542	3.812	0.005	mg/L	N	0	N	N	Stable			0.0010	0.000				N	N	FALSE	
CCR Appendix-IV: Chromium, Total (mg/L)																												
CCR-BK-1	13/17	24%	0.002-0.002	0.00462	0.004	0.00922	0.0152	0.000004694	0.003064	1.324	0.1	mg/L	N	0	Y	N	Stable	Non-parametric			0.009	8.7			0.1			
CCR-BK-2																												

Location Id	Frequency of Detection	Percent Non-Detects	Range of Non-Detect	Mean	50th Percentile (Median)	95th Percentile	Maximum Detect	Variance	Standard Deviation	Coefficient of Variance	CCR MCL/RSL	Report Result Unit	Detection Exceedances (Y/N)	Number of Detection Exceedances	Outlier Detected	Outlier Removed	Trend	Distribution Group*	Inter-well Analysis											
																			June/November 2021 Concentrations	Detect?	Upper Tolerance Limit	Upper Tolerance Limit (µg/L)	Lower Confidence Level (LCL)	SSI (Exceedance above Background at Individual Well)	Groundwater Protection Standard (Higher of MCL/RSL or Upper Tolerance Limit)	Exceedance above GWPS at Individual Well	SSL			
CCR Appendix-IV: Cobalt, Total (mg/L)																														
CCR-BK-1	15/17	12%	0.0005-0.0005	0.000754	0.00051	0.00232	0.0028	5.483E-07	0.0007405	0.9819	0.006	mg/L	N	0	Y	N	Decrease	Non-parametric			0.006	6.2			0.006					
CCR-BK-2	9/17	47%	0.0005-0.0005	0.0009	0.0005	0.00244	0.0062	0.00002056	0.001434	1.593	0.006	mg/L	Y	1	Y	N	Stable													
CCR-AP-1R	15/17	12%	0.0005-0.0005	0.0018	0.0006	0.00836	0.011	0.00008833	0.002972	1.655	0.006	mg/L	Y	2	Y	N	Decrease			0.00020	1.000			N		N	N	FALSE		
CCR-AP-2R	17/17	0%	-	0.00286	0.0026	0.00414	0.0079	0.00001831	0.001353	0.4734	0.006	mg/L	Y	1	Y	N	Stable			0.00270	1.000			N		N	N	FALSE		
CCR-AP-3R	12/17	29%	0.0005-0.005	0.00109	0.0005	0.005	0.0019	0.00002437	0.001561	1.437	0.006	mg/L	N	0	Y	N	Stable			0.00061	1.000			N		N	N	FALSE		
CCR-AP-4R	9/17	47%	0.0005-0.0005	0.00056	0.0005	0.001308	0.0033	0.00000553	0.0007301	1.304	0.006	mg/L	N	0	Y	N	Stable			0.00050	0.000			N		N	N	FALSE		
CCR-AP-5R	7/15	53%	0.0005-0.005	0.00133	0.0005	0.005	0.00088	0.000003653	0.001911	1.432	0.006	mg/L	N	0	N	N	Stable			0.00088	1.000			N		N	N	FALSE		
CCR-AP-6	17/17	0%	-	0.00202	0.0011	0.00568	0.0068	0.000003543	0.001882	0.9332	0.006	mg/L	Y	1	N	N	Decrease			0.00063	1.000			N		N	N	FALSE		
CCR-AP-7R	16/17	6%	0.005-0.005	0.00148	0.0012	0.0042	0.004	0.000002241	0.001497	1.011	0.006	mg/L	N	0	N	N	Stable			0.00030	1.000			N		N	N	FALSE		
CCR Appendix-III: Fluoride (mg/L)																														
CCR-BK-1	16/17	6%	0.23-0.23	2.6	2.8	3.012	3.04	0.018544	0.38512	1.184	4	mg/L	N	0	Y	N	Stable	Non-parametric			0.380	380			4.000					
CCR-BK-2	16/17	6%	0.12-0.12	1.216	1.2	1.652	1.68	0.009384	0.274	1.8056	4	mg/L	N	0	Y	N	Stable													
CCR-AP-1R	14/17	18%	0.5-5	5.832	4	28.048	5.84	9.472	8.704	11.944	4	mg/L	N	0	Y	N	Stable			0.61	1.000			Y		N	N	FALSE		
CCR-AP-2R	14/17	18%	0.5-0.5	4.464	4	8.24	8.8	0.32656	1.616	2.8984	4	mg/L	N	0	N	N	Stable			0.50	0.000			Y		N	N	FALSE		
CCR-AP-3R	17/17	0%	-	9.28	8.8	13.32	13.6	0.77288	2.4864	2.1488	4	mg/L	N	0	N	N	Increase			1.60	1.000			Y		N	N	FALSE		
CCR-AP-4R	17/17	0%	-	3.112	3.28	4.36	4.64	0.079328	0.79664	2.0456	4	mg/L	N	0	Y	N	Stable			0.58	1.000			Y		N	N	FALSE		
CCR-AP-5R	13/15	13%	0.5-0.5	2.808	2.48	4.48	4.48	0.10904	0.9336	2.6576	4	mg/L	N	0	N	N	Stable			0.31	1.000			N		N	N	FALSE		
CCR-AP-6	14/17	18%	0.1-0.17	1.592	1.52	3.156	3.52	0.049048	0.6264	3.1416	4	mg/L	N	0	Y	N	Stable			0.31	1.000			N		N	N	FALSE		
CCR-AP-7R	13/17	24%	0.17-0.5	1.88	1.52	4.26	4.4	0.10952	0.936	3.984	4	mg/L	N	0	Y	N	Stable			0.30	1.000			N		N	N	FALSE		
CCR Appendix-IV: Lead, Total (mg/L)																														
CCR-BK-1	15/17	12%	0.001-0.001	0.001092	0.00104	0.00207	0.0022	0.00000275	0.0007414	1.359	0.015	mg/L	N	0	N	N	Stable	Non-parametric			0.011	11			0.015					
CCR-BK-2	7/17	59%	0.001-0.001	0.00346	0.002	0.01134	0.022	0.000012118	0.004924	2.85	0.015	mg/L	N	0	Y	N	Stable													
CCR-AP-1R	5/17	71%	0.001-0.001	0.001656	0.002	0.00221	0.0026	0.00000268	0.0007322	0.8848	0.015	mg/L	N	0	N	N	Stable			0.00100	0.000			N		N	N	FALSE		
CCR-AP-2R	8/17	53%	0.001-0.001	0.00398	0.002	0.02	0.0104	0.0000203	0.006372	3.208	0.015	mg/L	N	0	N	N	Stable			0.00061	1.000			N		N	N	FALSE		
CCR-AP-3R	4/17	76%	0.001-0.01	0.00478	0.002	0.02	0.00056	0.00002578	0.00718	3	0.015	mg/L	N	0	Y	N	NA			0.00100	0.000			N		N	N	FALSE		
CCR-AP-4R	5/17	71%	0.001-0.001	0.001494	0.002	0.002	0.00046	3.174E-07	0.0007968	1.0662	0.015	mg/L	N	0	N	N	NA			0.00100	0.000			N		N	N	FALSE		
CCR-AP-5R	3/15	80%	0.001-0.01	0.00422	0.002	0.02	0.00142	0.0000199	0.006308	2.99	0.015	mg/L	N	0	Y	N	NA			0.00071	1.000			N		N	N	FALSE		
CCR-AP-6	8/17	53%	0.001-0.01	0.00342	0.002	0.0135	0.01	0.000011852	0.004868	2.84	0.015	mg/L	N	0	Y	N	Stable			0.00100	0.000			N		N	N	FALSE		
CCR-AP-7R	15/17	12%	0.001-0.01	0.00256	0.0008	0.01129	0.0066	0.00001118	0.004728	3.682	0.015	mg/L	N	0	Y	N	Stable			0.00027	1.000			N		N	N	FALSE		
CCR Appendix-IV: Lithium, Total (mg/L)																														
CCR-BK-1	3/17	82%	0.005-0.05	0.0264	0.0086	0.05	0.0086	0.0005278	0.02297	0.8708	0.04	mg/L	N	0	N	N	NA	Non-parametric			0.050	50			0.050					
CCR-BK-2	2/17	88%	0.005-0.05	0.0316	0.05	0.05	0.0043	0.0005146	0.02268	0.7176	0.04	mg/L	N	0	N	N	NA													
CCR-AP-1R	7/17	59%	0.005-0.05	0.0238	0.015	0.0532	0.066	0.0004526	0.02127	0.8941	0.04	mg/L	Y	1	N	N	Stable			0.005	0.000			N		N	N	FALSE		
CCR-AP-2R	17/17	0%	-	0.0471	0.053	0.063	0.067	0.0002416	0.01554	0.3299	0.04	mg/L	Y	11	N	N	Decrease			0.030	1.000			N		N	N	FALSE		
CCR-AP-3R	17/17	0%	-	0.0752	0.076	0.092	0.1	0.0001342	0.01158	0.154	0.04	mg/L	Y	17	N	N	Stable			0.063	1.000			Y		Y	Y	TRUE		
CCR-AP-4R	0/17	100%	0.005-0.05	0.0316	0.05	0.05		0.0005157	0.02271	0.7193	0.04	mg/L	N	0	N	N	NA			0.005	0.000			N		N	N	FALSE		
CCR-AP-5R	12/15	20%	0.05-0.05	0.0239	0.018	0.05	0.023	0.0001936	0.01391	0.5829	0.04	mg/L	N	0	N	N	Stable			0.014	1.000			N		N	N	FALSE		
CCR-AP-6	16/17	6%	0.005-0.005	0.034	0.039	0.043	0.043	0.000104	0.0102	0.2999	0.04	mg/L	Y	6	Y	N	Decrease			0.024	1.000			N		N	N	FALSE		
CCR-AP-7R	16/17	6%	0.05-0.05	0.0242	0.022	0.0372	0.034	0.00006753	0.008218	0.3399	0.04	mg/L	N	0	Y	N	Stable			0.021	1.000			N		N	N	FALSE		
CCR Appendix-IV: Mercury, Total (mg/L)																														
CCR-BK-1	0/16	100%	0.0002-0.0002	0.0004	0.0004			1.2296E-22	1.5682E-11	7.84E-08	0.002	mg/L	N	0	N	N	NA	Non-parametric			0.0002	0.2			0.002					
CCR-BK-2	2/16	88%	0.0002-0.0002	0.000388	0.0004	0.0004	0.0004	1.2096E-09	0.00004918	0.2538	0.002	mg/L	N	0	N	N	NA													
CCR-AP-1R	1/16	94%	0.0002-0.0002	0.000386	0.0004	0.0004	0.00017	1.5998E-09	0.00005656	0.2934	0.002	mg/L	N	0	Y	Y	NA			0.0002	0.000			N		N	N	FALSE		
CCR-AP-2R	1/16	94%	0.0002-0.0002	0.000384	0.0004	0.0004	0.00016	1.742E-09	0.00005902	0.3066	0.002	mg/L	N	0	Y	Y	NA			0.0002	0.000			N		N	N	FALSE		
CCR-AP-3R	8/16	50%	0.0002-0.0002	0.000366	0.0004	0.000697	0.00106	2.162E-08	0.000208	1.1384	0.002	mg/L	N	0	Y	N	Increase			0.0002	0.000			N		N	N	FALSE		
CCR-AP-4R	0/16	100%	0.0002-0.0002	0.0004	0.0004	0.0004		1.2296E-22	1.5682E-11	7.84E-08	0.002	mg/L	N	0	N	N	NA			0.0002	0.000			N		N	N	FALSE		
CCR-AP-5R	0/14	100%	0.0002-0.0002	0.0004	0.0004	0.0004		9.412E-23	1.372E-11	6.86E-08	0.002	mg/L	N	0	N	N	NA			0.0002	0.000			N		N	N	FALSE		
CCR-AP-6	1/16	94%	0.0002-0.0002	0.000382	0.0004	0.0004	0.00011	2.544E-09	0.00007132	0.3736	0.002	mg/L	N	0	N	N	NA			0.0002	0.000			N		N	N	FALSE		
CCR-AP-7R	0/16	100%	0.0002-0.0002	0.0004	0.0004	0.0004</																								

Location Id	Frequency of Detection	Percent Non-Detects	Range of Non-Detect	Mean	50th Percentile (Median)	95th Percentile	Maximum Detect	Variance	Standard Deviation	Coefficient of Variance	CCR MCL/RSL	Report Result Unit	Detection Exceedances (Y/N)	Number of Detection Exceedances	Outlier Detected	Outlier Removed	Trend	Distribution Group*	Inter-well Analysis									
																			June/November 2021 Concentrations	Detect?	Upper Tolerance Limit	Upper Tolerance Limit (µg/L)	Lower Confidence Level (LCL)	SSI (Exceedance above Background at Individual Well)	Groundwater Protection Standard (Higher of MCL/RSL or Upper Tolerance Limit)	Exceedance above GWPS at Individual Well	SSL	
CCR Appendix-IV: Radium-226 & 228 (pCi/L)																												
CCR-BK-1	11/17	35%	0.121-0.336	1.044	0.852	2.756	4.92	0.545	1.044	1.9994	5	pCi/L	N	0	Y	N	Stable	Non-parametric			3.1	3.13			5.0			
CCR-BK-2	4/17	76%	-0.0961-2.74	1.312	0.434	5.752	6.26	1.8244	1.9102	2.912	5	pCi/L	N	0	N	N	NA											
CCR-AP-1R	11/17	35%	0.0879-1.33	1.294	1.304	2.296	2.1	0.2564	0.7162	1.1068	5	pCi/L	N	0	N	N	Stable			1.33	0.000				N		N	FALSE
CCR-AP-2R	16/17	6%	0.339-0.339	1.532	1.426	2.878	3.1	0.2028	0.6368	0.8312	5	pCi/L	N	0	N	N	Stable			1.55	1.000				N		N	FALSE
CCR-AP-3R	14/17	18%	0.29-0.447	1.328	1.206	2.376	2.48	0.15716	0.5606	0.8438	5	pCi/L	N	0	N	N	Stable			1.03	1.000				N		N	FALSE
CCR-AP-4R	6/17	65%	0.0118-0.564	1.764	0.97	6.666	15.86	6.506	3.608	4.09	5	pCi/L	Y	2	Y	N	Stable			0.75	1.000				N		N	FALSE
CCR-AP-5R	10/15	33%	0.0606-0.372	0.88	0.86	1.395	1.486	0.0504	0.3174	0.7216	5	pCi/L	N	0	Y	N	Stable			0.64	1.000				N		N	FALSE
CCR-AP-6	7/17	59%	0.0546-0.399	1.202	0.602	4.534	9.54	2.382	2.182	3.63	5	pCi/L	N	0	N	N	Stable			0.53	1.000				N		N	FALSE
CCR-AP-7R	10/17	41%	0.0856-0.451	0.946	0.882	1.697	1.706	0.10052	0.4484	0.9478	5	pCi/L	N	0	N	N	Stable			0.85	1.000				N		N	FALSE
CCR Appendix-IV: Selenium, Total (mg/L)																												
CCR-BK-1	3/17	82%	0.005-0.005	0.00842	0.01	0.01	0.00134	0.00006024	0.003472	0.8248	0.05	mg/L	N	0	Y	N	NA	Non-parametric			0.005	5			0.050			
CCR-BK-2	2/17	88%	0.005-0.005	0.009	0.01	0.01	0.00196	0.00003924	0.002802	0.623	0.05	mg/L	N	0	Y	N	NA											
CCR-AP-1R	1/17	94%	0.005-0.005	0.00946	0.01	0.01	0.00098	0.0000232	0.002154	0.455	0.05	mg/L	N	0	N	N	NA			0.0050	0.000				N		N	FALSE
CCR-AP-2R	4/17	76%	0.005-0.05	0.01852	0.01	0.1	0.00166	0.0004628	0.03042	3.286	0.05	mg/L	N	0	Y	N	NA			0.0050	0.000				N		N	FALSE
CCR-AP-3R	15/17	12%	0.05-0.05	0.036	0.032	0.1	0.08	0.0004666	0.03054	1.6948	0.05	mg/L	N	0	N	N	Stable			0.0160	1.000				Y		N	FALSE
CCR-AP-4R	4/17	76%	0.005-0.005	0.00806	0.01	0.01	0.0028	0.00006386	0.003574	0.8872	0.05	mg/L	N	0	Y	N	NA			0.0050	0.000				N		N	FALSE
CCR-AP-5R	1/15	93%	0.005-0.05	0.0274	0.01	0.1	0.0017	0.0006828	0.03696	2.692	0.05	mg/L	N	0	N	N	NA			0.0050	0.000				N		N	FALSE
CCR-AP-6	1/17	94%	0.005-0.05	0.01478	0.01	0.0415	0.0013	0.000236	0.02172	2.94	0.05	mg/L	N	0	Y	N	NA			0.0050	0.000				N		N	FALSE
CCR-AP-7R	2/17	88%	0.005-0.05	0.01432	0.01	0.0415	0.00198	0.00024	0.02192	3.06	0.05	mg/L	N	0	Y	N	NA			0.0050	0.000				N		N	FALSE
CCR Appendix-IV: Thallium, Total (mg/L)																												
CCR-BK-1	2/16	88%	0.001-0.001	0.001788	0.002	0.002	0.00054	1.6508E-07	0.0005746	0.6426	0.002	mg/L	N	0	N	N	NA	Non-parametric			0.001	1			0.002			
CCR-BK-2	3/16	81%	0.001-0.001	0.001678	0.002	0.002	0.00038	2.324E-07	0.0006818	0.8122	0.002	mg/L	N	0	N	N	NA											
CCR-AP-1R	3/16	81%	0.001-0.001	0.001656	0.002	0.002	0.00026	2.662E-07	0.0007296	0.8816	0.002	mg/L	N	0	N	N	NA			0.001	0.000				N		N	FALSE
CCR-AP-2R	2/16	88%	0.001-0.01	0.00402	0.002	0.02	0.0003	0.000019002	0.006164	3.064	0.002	mg/L	N	0	Y	N	NA			0.001	0.000				N		N	FALSE
CCR-AP-3R	2/16	88%	0.001-0.01	0.00516	0.002	0.02	0.00032	0.00002638	0.007264	2.814	0.002	mg/L	N	0	N	N	NA			0.00100	0.000				N		N	FALSE
CCR-AP-4R	2/16	88%	0.001-0.001	0.00178	0.002	0.002	0.00044	1.7722E-07	0.0005954	0.6688	0.002	mg/L	N	0	N	N	NA			0.001	0.000				N		N	FALSE
CCR-AP-5R	1/14	93%	0.001-0.01	0.00572	0.002	0.02	0.000152	0.00002894	0.007606	2.658	0.002	mg/L	N	0	N	N	NA			0.001	0.000				N		N	FALSE
CCR-AP-6	5/16	69%	0.001-0.01	0.00258	0.002	0.0101	0.0004	0.00001079	0.004646	3.612	0.002	mg/L	N	0	Y	N	NA			0.000	1.000				N		N	FALSE
CCR-AP-7R	1/16	94%	0.001-0.01	0.003	0.002	0.0101	0.000108	0.000010044	0.004482	2.982	0.002	mg/L	N	0	Y	N	NA			0.001	0.000				N		N	FALSE

Notes:
* - Determined using the Shapiro-Wilks statistical test at a 1% significance level and a residual probability plot.
µg/L = micrograms per liter
CCR = Coal combustion residual
GWPS = Groundwater Protection Standards
mg/L = milligrams per liter
MCL = Maximum containment level
N/A = Not available
NT = Not tested
RSL = Regional screening level
SSI = Statistically significant increase
SSL = Statistically significant level



HALEY & ALDRICH, INC.
6500 Rockside Road
Suite 200
Cleveland, OH 44131
216.739.0555

TECHNICAL MEMORANDUM

14 September 2022
File No. 129420

TO: Southern Indiana Gas and Electric Company

FROM: Haley & Aldrich, Inc.
Todd Plating, Sr. Project Manager
Steven F. Putrich, P.E., Project Principal

SUBJECT: Statistical Evaluation of the May 2022 Semi-annual Groundwater Assessment
Monitoring Data
Southern Indiana Gas and Electric Company
Ash Pond
A.B. Brown Generating Station; Posey County, Indiana

Pursuant to Title 40 Code of Federal Regulations (40 CFR) § 257.93 and § 257.95 (Rule), this memorandum summarizes the statistical evaluation of the analytical results for the May 2022 semi-annual assessment monitoring event for the A.B. Brown Generating Station Ash Pond. Haley & Aldrich, Inc. (Haley & Aldrich) completed this statistical evaluation to determine if Appendix IV groundwater monitoring constituents have been detected in downgradient wells at statistically significant levels (SSL) greater than Groundwater Protection Standards (GWPS), consistent with the requirements in 40 CFR § 257.95.

Methods used during this statistical analysis are described in the *Statistical Data Analysis Plan for the A.B Brown Generating Station Ash Pond* (Haley & Aldrich, 2017). A summary of how applicable performance standards described in § 257.93 (g) were achieved include:

- § 257.93 (g) (1) - Data set distribution was evaluated using basic summary statistics, graphical methods, and the Shapiro-Wilks Test of Normality. Parametric methods were used where normal distributions were identified. Those data sets were evaluated for outliers using box plots, Dixon's test and Rosner's test. Outlier identification and data set distribution groups are summarized in Table I.
- § 257.93 (g) (2) – Not applicable
- § 257.93 (g) (3) – Not applicable
- § 257.93 (g) (4) – Levels of confidence and additional supporting information for the use of tolerance intervals and prediction limits are included in Table I.
- § 257.93 (g) (5) – Non-detect values were accounted for by simple substitution, where the detection limit replaced the non-detect result. Non-detect values are identified and summarized in Table I.

- § 257.93 (g) (6) – Time series plots for groundwater monitoring wells included in this evaluation were reviewed to identify potential seasonal variability. No additional statistics to account for seasonality of spatial variability were necessary.

Data from the groundwater sampling event for the downgradient monitoring wells (CCR-AP-1R through CCR-AP-5R, CCR-AP-6, and CCR-AP-7R) were compared to the GWPS established from the background dataset for the upgradient monitoring wells (CCR-BK-1 and CCR-BK-2) for detected Appendix IV constituents. GWPS for each of the Appendix IV constituents have been set equal to the highest value of the maximum contaminant level, regional screening level, or background concentration. The results of the assessment monitoring statistical evaluation are discussed below and provided in Table I.

Background

During the Assessment Monitoring phase, groundwater samples were collected from the CCR monitoring well network. Samples were collected in June, and August 2018 and subsequently analyzed for the Appendix III and Appendix IV constituents as required by 40 CFR § 257.95(b) and 40 CFR § 257.95(d)(1). Concurrent with the second assessment sampling round, and as required by 40 CFR § 257.95(h), groundwater protection standards (GWPS) were established for the detected Appendix IV constituents. The assessment monitoring sampling results were compared to the GWPS to determine if statistically significant levels (SSL) of Appendix IV constituents were present downgradient of the Ash Pond. The results of this evaluation indicated that lithium and molybdenum were present in groundwater at SSLs above the GWPS thereby requiring notification as established by 40 CFR § 105(h)(8) and triggering an assessment of corrective measures.

As a result of this determination, and in accordance with 40 CFR § 257.95(g)(3), a field investigation was initiated to demonstrate that a source other than the Ash Pond caused the lithium and molybdenum contamination. The field investigation included sampling and analysis of naturally occurring coal identified near monitoring well CCR-AP-2R as an alternative source of molybdenum and lithium and surface water sampling from the Coal Pile Runoff Pond and lower pool of the Ash Pond to evaluate the effluent from the coal pile runoff as an alternate source of the Appendix IV SSLs detected at CCR-AP-3R. While this investigation showed that the naturally occurring coal and the coal pile runoff were contributing sources, they did not contribute lithium and molybdenum at levels that resulted in a determination of an alternative source. Consequently, both lithium and molybdenum were carried forward into the assessment of corrective measures.

Data from the groundwater sampling event for the downgradient monitoring wells (CCR-AP-1R through CCR-AP-5R, CCR-AP-6, and CCR-AP-7R) were compared to the GWPS established from the background dataset for the upgradient monitoring wells (CCR-BK-1 and CCR-BK-2) for detected Appendix IV constituents. GWPS for each of the Appendix IV constituents have been set equal to the highest value of the maximum contaminant level, regional screening level, or background concentration. The results of the assessment monitoring statistical evaluation are discussed below and provided in Table I.

Development of GWPS

The Rule provides four specific options for statistical evaluation of groundwater quality data collected at a coal combustion residual (CCR) unit (40 CFR §257.93(f) (1-4)). Haley & Aldrich certified the tolerance limit (TL) as the statistical method used for developing background concentration for the GWPS on 14 January 2019. As noted above, the GWPS for each of the Appendix IV constituents have been set equal to the highest value of the maximum contaminant level (MCL), regional screening level (RSL), or background concentration. The most recent groundwater sampling result from each compliance well was compared to the GWPS to determine if additional statistical testing is warranted.

STATISTICAL EVALUATION

An interwell statistical evaluation was used to identify SSLs. An interwell evaluation compares the most recent values from downgradient compliance wells to a background dataset composed of upgradient well data. Because the CCR unit is in assessment monitoring, no statistical evaluations were conducted on Appendix III (detection monitoring) constituents.

The parametric TL method was used to complete statistical evaluations of the referenced dataset. The TL procedure is one in which a concentration limit for each constituent is established from the distribution of the background data, with a minimum 95 percent confidence level. The upper endpoint of a tolerance interval is called the UTL. Depending on the data distribution, parametric or non-parametric TL procedures are used to evaluate groundwater monitoring data using this method. Parametric TLs utilize normally distributed data or data normalized via a transformation of the sample background data used to construct the limit. If the data are non-normal and a transformation is not indicated, non-parametric procedures (order statistics or bootstrap methods) are used to calculate the TL. If all the background data are non-detect, a maximum reporting limit may serve as an appropriate UTL.

These statistical evaluations were conducted using the background dataset for detected Appendix IV constituents using parametric TL. If an Appendix IV constituent concentration from the May 2022 sampling event was greater than the GWPS, the lower confidence limit (LCL) for the downgradient well constituent was used to evaluate if an SSL was indicated. The LCL is the lower end of the confidence interval range, which is an estimated concentration range intended to contain the true mean or median of the population from which the sample is drawn. The confidence interval range is designed to locate the true population mean or median with a high degree of statistical confidence, or conversely, with a low probability of error.

The UTLs were calculated from the background well dataset using Chemstat software after testing for outlier sample results that would warrant removal from the dataset based on likely error in sampling or measurement. Both visual and statistical outlier tests for the background data were performed using Chemstat and U.S. Environmental Protection Agency's ProUCL 5.1 software, and a visual inspection of the data was performed using box plots and distribution plots for the downgradient sample data. No sample data were identified as outliers that warranted removal from the dataset.

BACKGROUND DISTRIBUTIONS

The groundwater analytical results for each sampling event from the background sample locations were combined to calculate the UTL for each detected Appendix IV constituent. The variability and distribution of the pooled dataset was evaluated to determine the method for UTL calculation. The background concentrations were periodically updated per the document *Statistical Analysis of Groundwater Monitoring Data at RCRA Facilities, Unified Guidance, March 2009* (Unified Guidance).

TREND SUMMARY

Mann Kendall trend analyses were performed on data sets of sufficient sample size. Results of the trend analysis are included on Table I. In summary, 93 percent of trends analyzed are identified as stable or decreasing. Increasing trends identified for constituents identified as SSLs include:

- CCR-AP-2R (molybdenum)
- CCR-AP-5R (molybdenum)

RESULTS OF APPENDIX IV DOWNGRADIENT STATISTICAL COMPARISONS

The sample concentrations from the downgradient wells for each of the detected Appendix IV constituents from the May 2022 assessment monitoring event were compared to their respective GWPS (Table I). If the detected constituent was greater than the associated GWPS for that Unit, pursuant to 40 CFR § 257.93 (f)(5), the confidence interval method was used to evaluate if that Appendix IV constituent was present at a SSL. Based on the comparisons outlined above, the results of the statistical analyses conducted for those detected Appendix IV constituents confirm that lithium and molybdenum remain as the only constituents present at SSLs above GWPSs downgradient of the Ash Pond. This information is being provided for SIGECO's records. Since no new constituents were identified at SSLs above the GWPS, further notifications associated with the statistical analysis of the May 2022 sampling results are not required at this time.

Tables

Table I – Summary of Assessment Monitoring Statistical Evaluation – May 2022

\\haleyaldrich.com\share\grn_common\129420 Vectren\Deliverables\AB_Brown\SSL Notification\2022 September\Ash Pond\2022_0913 ABB Ash Pond May 2022 Statistical Evaluation Summary_FRev1.docx

TABLE

APPENDIX B
Field Forms

Low-Flow Test Report:

Test Date / Time: 5/19/2022 10:39:10 AM

Project: AB BROWN (24)

Operator Name: Jon Hill

Location Name: FD-PZ-1 Well Diameter: 1 in Casing Type: PVC Screen Length: 10 ft Top of Screen: 10 ft Total Depth: 20 ft Initial Depth to Water: 7.17 ft	Pump Type: Peristaltic Tubing Type: LDPE Pump Intake From TOC: 19 ft Estimated Total Volume Pumped: 0 ml Flow Cell Volume: 130 ml Final Flow Rate: 200 ml/min Final Draw Down: 0 ft	Instrument Used: Aqua TROLL 600 Serial Number: 707269
---	--	--

Test Notes:

Low-Flow Readings:

Date Time	Elapsed Time	pH	Temperature	Specific Conductivity	RDO Concentration	Turbidity	ORP	Depth to Water	Flow
		+/- 0.1	+/- 0.5	+/- 3 %	+/- 10 %	+/- 10	+/- 10	+/- 5	
5/19/2022 10:39 AM	00:00	7.59 pH	21.33 °C	7,463.7 µS/cm	2.78 mg/L	1,314.4 NTU	93.6 mV	218.54 cm	200.00 ml/min

Samples

Sample ID:	Description:
------------	--------------

Low-Flow Test Report:

Test Date / Time: 5/19/2022 11:07:27 AM

Project: AB BROWN (25)

Operator Name: Jon Hill

Location Name: FD-PZ-2 Well Diameter: 2 in Casing Type: PVC Screen Length: 10 ft Top of Screen: 10 ft Total Depth: 20 ft Initial Depth to Water: 2.8 ft	Pump Type: Peristaltic Tubing Type: LDPE Pump Intake From TOC: 19 ft Estimated Total Volume Pumped: 0 ml Flow Cell Volume: 130 ml Final Flow Rate: 200 ml/min Final Draw Down: 0 ft	Instrument Used: Aqua TROLL 600 Serial Number: 707269
--	--	--

Test Notes:

Low-Flow Readings:

Date Time	Elapsed Time	pH	Temperature	Specific Conductivity	RDO Concentration	Turbidity	ORP	Depth to Water	Flow
		+/- 0.1	+/- 0.5	+/- 3 %	+/- 10 %	+/- 10	+/- 10	+/- 5	
5/19/2022 11:07 AM	00:00	7.07 pH	21.18 °C	943.50 µS/cm	1.66 mg/L	104.16 NTU	117.5 mV	85.34 cm	200.00 ml/min

Samples

Sample ID:	Description:
------------	--------------

Low-Flow Test Report:

Test Date / Time: 5/19/2022 9:58:26 AM

Project: AB BROWN (23)

Operator Name: Jon Hill

Location Name: MH-1 Initial Depth to Water: 9.18 ft	Pump Type: Peristaltic Tubing Type: LDPE Pump Intake From TOC: 10 ft Estimated Total Volume Pumped: 0 ml Flow Cell Volume: 130 ml Final Flow Rate: 200 ml/min Final Draw Down: 0 ft	Instrument Used: Aqua TROLL 600 Serial Number: 707269
--	---	--

Test Notes:

Low-Flow Readings:

Date Time	Elapsed Time	pH	Temperature	Specific Conductivity	RDO Concentration	Turbidity	ORP	Depth to Water	Flow
		+/- 0.1	+/- 0.5	+/- 3 %	+/- 10 %	+/- 10	+/- 10	+/- 5	
5/19/2022 9:58 AM	00:00	8.77 pH	18.01 °C	7,801.7 µS/cm	0.24 mg/L	0.71 NTU	33.3 mV	279.81 cm	200.00 ml/min

Samples

Sample ID:	Description:
------------	--------------

Low-Flow Test Report:

Test Date / Time: 5/19/2022 9:28:42 AM

Project: AB BROWN (22)

Operator Name: Jon Hill

Location Name: MH-2 Initial Depth to Water: 9.97 ft	Pump Type: Sample Pro Tubing Type: LDPE Pump Intake From TOC: 11 ft Estimated Total Volume Pumped: 0 ml Flow Cell Volume: 130 ml Final Flow Rate: 200 ml/min Final Draw Down: 0 ft	Instrument Used: Aqua TROLL 600 Serial Number: 707269
--	--	--

Test Notes:

Low-Flow Readings:

Date Time	Elapsed Time	pH	Temperature	Specific Conductivity	RDO Concentration	Turbidity	ORP	Depth to Water	Flow
		+/- 0.1	+/- 0.5	+/- 3 %	+/- 10 %	+/- 10	+/- 10	+/- 5	
5/19/2022 9:28 AM	00:00	12.57 pH	21.32 °C	23,849 µS/cm	8.18 mg/L	692.81 NTU	-110.3 mV	303.89 cm	200.00 ml/min

Samples

Sample ID:	Description:
------------	--------------

Low-Flow Test Report:

Test Date / Time: 5/17/2022 8:52:26 AM

Project: AB BROWN

Operator Name: Jon Hill

Location Name: CCR-AP-1R Well Diameter: 2 in Casing Type: PVC Screen Length: 10 ft Top of Screen: 27 ft Total Depth: 37 ft Initial Depth to Water: 16.08 ft	Pump Type: Dedicated Tubing Type: LDPE Pump Intake From TOC: 32 ft Estimated Total Volume Pumped: 3600 ml Flow Cell Volume: 130 ml Final Flow Rate: 200 ml/min Final Draw Down: 0.24 ft	Instrument Used: Aqua TROLL 600 Serial Number: 745383
--	--	--

Test Notes:

1.0 gallons purged

Low-Flow Readings:

Date Time	Elapsed Time	pH	Temperature	Specific Conductivity	RDO Concentration	Turbidity	ORP	Depth to Water	Flow
		+/- 0.1	+/- 0.5	+/- 3 %	+/- 10 %	+/- 10	+/- 10	+/- 5	
5/17/2022 8:52 AM	00:00	6.88 pH	15.22 °C	1,300.8 µS/cm	0.94 mg/L	3.52 NTU	217.5 mV	16.08 ft	200.00 ml/min
5/17/2022 8:55 AM	03:00	6.84 pH	14.84 °C	1,260.3 µS/cm	0.25 mg/L	0.65 NTU	215.4 mV	16.12 ft	200.00 ml/min
5/17/2022 8:58 AM	06:00	6.81 pH	14.95 °C	1,256.4 µS/cm	0.17 mg/L	1.03 NTU	215.0 mV	16.17 ft	200.00 ml/min
5/17/2022 9:01 AM	09:00	6.79 pH	14.90 °C	1,260.1 µS/cm	0.15 mg/L	0.57 NTU	215.0 mV	16.22 ft	200.00 ml/min
5/17/2022 9:04 AM	12:00	6.77 pH	15.00 °C	1,261.9 µS/cm	0.15 mg/L	0.62 NTU	214.8 mV	16.27 ft	200.00 ml/min
5/17/2022 9:07 AM	15:00	6.76 pH	15.01 °C	1,265.8 µS/cm	0.15 mg/L	0.40 NTU	214.6 mV	16.30 ft	200.00 ml/min
5/17/2022 9:10 AM	18:00	6.75 pH	15.33 °C	1,256.7 µS/cm	0.32 mg/L	1.83 NTU	214.1 mV	16.32 ft	200.00 ml/min

Samples

Sample ID:	Description:
------------	--------------

Low-Flow Test Report:

Test Date / Time: 5/18/2022 8:55:51 AM

Project: AB BROWN (12)

Operator Name: Jon Hill

Location Name: CCR-AP-2R Well Diameter: 2 in Casing Type: PVC Screen Length: 10 ft Top of Screen: 43.3 ft Total Depth: 53.3 ft Initial Depth to Water: 42.47 ft	Pump Type: Dedicated Tubing Type: LDPE Pump Intake From TOC: 48 ft Estimated Total Volume Pumped: 9600 ml Flow Cell Volume: 130 ml Final Flow Rate: 200 ml/min Final Draw Down: 0.18 ft	Instrument Used: Aqua TROLL 600 Serial Number: 745383
--	--	--

Test Notes:

2.5 gal.ons purgec

Low-Flow Readings:

Date Time	Elapsed Time	pH	Temperature	Specific Conductivity	RDO Concentration	Turbidity	ORP	Depth to Water	Flow
		+/- 0.1	+/- 0.5	+/- 3 %	+/- 10 %	+/- 10	+/- 10	+/- 5	
5/18/2022 8:55 AM	00:00	6.40 pH	17.56 °C	2,560.3 µS/cm	0.63 mg/L		144.3 mV	42.47 ft	200.00 ml/min
5/18/2022 8:58 AM	03:00	6.44 pH	17.57 °C	2,334.5 µS/cm	0.35 mg/L		133.5 mV	42.50 ft	200.00 ml/min
5/18/2022 9:01 AM	06:00	6.45 pH	17.58 °C	2,306.2 µS/cm	0.28 mg/L		131.2 mV	42.50 ft	200.00 ml/min
5/18/2022 9:04 AM	09:00	6.46 pH	17.53 °C	2,296.1 µS/cm	0.24 mg/L		129.8 mV	42.51 ft	200.00 ml/min
5/18/2022 9:07 AM	12:00	6.48 pH	17.49 °C	2,291.4 µS/cm	0.23 mg/L		129.4 mV	42.52 ft	200.00 ml/min
5/18/2022 9:10 AM	15:00	6.49 pH	17.46 °C	2,302.3 µS/cm	0.21 mg/L		129.8 mV	42.52 ft	200.00 ml/min
5/18/2022 9:13 AM	18:00	6.48 pH	17.46 °C	2,822.1 µS/cm	0.20 mg/L		148.4 mV	42.53 ft	200.00 ml/min
5/18/2022 9:16 AM	21:00	6.51 pH	17.45 °C	3,624.7 µS/cm	0.19 mg/L		164.8 mV	42.51 ft	200.00 ml/min
5/18/2022 9:19 AM	24:00	6.53 pH	17.44 °C	4,240.3 µS/cm	0.18 mg/L		171.0 mV	42.50 ft	200.00 ml/min
5/18/2022 9:22 AM	27:00	6.54 pH	17.44 °C	4,532.5 µS/cm	0.18 mg/L		174.4 mV	42.54 ft	200.00 ml/min
5/18/2022 9:25 AM	30:00	6.55 pH	17.44 °C	4,786.7 µS/cm	0.19 mg/L		176.5 mV	42.55 ft	200.00 ml/min
5/18/2022 9:28 AM	33:00	6.56 pH	17.45 °C	4,956.0 µS/cm	0.20 mg/L		178.0 mV	42.57 ft	200.00 ml/min
5/18/2022 9:31 AM	36:00	6.57 pH	17.43 °C	5,134.9 µS/cm	0.22 mg/L		179.3 mV	42.60 ft	200.00 ml/min
5/18/2022 9:34 AM	39:00	6.58 pH	17.43 °C	5,242.5 µS/cm	0.24 mg/L		180.4 mV	42.61 ft	200.00 ml/min
5/18/2022 9:37 AM	42:00	6.59 pH	17.42 °C	5,350.1 µS/cm	0.27 mg/L		181.2 mV	42.61 ft	200.00 ml/min

5/18/2022 9:40 AM	45:00	6.60 pH	17.44 °C	5,438.5 μS/cm	0.30 mg/L		182.0 mV	42.64 ft	200.00 ml/min
5/18/2022 9:43 AM	48:00	6.61 pH	17.44 °C	5,530.9 μS/cm	0.32 mg/L		182.7 mV	42.65 ft	200.00 ml/min

Samples

Sample ID:	Description:
-------------------	---------------------

Low-Flow Test Report:

Test Date / Time: 5/18/2022 10:05:20 AM

Project: AB BROWN (13)

Operator Name: Jon Hill

Location Name: CCR-AP-2I Well Diameter: 2 cm Casing Type: PVC Screen Length: 10 ft Top of Screen: 83 ft Total Depth: 93 ft Initial Depth to Water: 31.22 ft	Pump Type: Dedicated Tubing Type: LDPE Pump Intake From TOC: 91 ft Estimated Total Volume Pumped: 4800 ml Flow Cell Volume: 130 ml Final Flow Rate: 200 ml/min Final Draw Down: 0.29 ft	Instrument Used: Aqua TROLL 600 Serial Number: 745383
--	--	--

Test Notes:

0.75 gallons purged

Low-Flow Readings:

Date Time	Elapsed Time	pH	Temperature	Specific Conductivity	RDO Concentration	Turbidity	ORP	Depth to Water	Flow
		+/- 0.1	+/- 0.5	+/- 3 %	+/- 10 %	+/- 10	+/- 10	+/- 5	
5/18/2022 10:05 AM	00:00	7.46 pH	17.12 °C	1,254.1 µS/cm	1.53 mg/L		140.9 mV	31.22 ft	200.00 ml/min
5/18/2022 10:08 AM	03:00	7.52 pH	17.13 °C	1,231.9 µS/cm	0.95 mg/L		134.0 mV	31.27 ft	200.00 ml/min
5/18/2022 10:11 AM	06:00	7.47 pH	17.15 °C	1,221.6 µS/cm	0.73 mg/L		123.6 mV	31.34 ft	200.00 ml/min
5/18/2022 10:14 AM	09:00	7.45 pH	17.12 °C	1,220.8 µS/cm	0.60 mg/L		115.1 mV	31.37 ft	200.00 ml/min
5/18/2022 10:17 AM	12:00	7.43 pH	17.12 °C	1,218.4 µS/cm	0.51 mg/L		107.3 mV	31.40 ft	200.00 ml/min
5/18/2022 10:20 AM	15:00	7.41 pH	17.13 °C	1,220.1 µS/cm	0.47 mg/L		100.8 mV	31.43 ft	200.00 ml/min
5/18/2022 10:23 AM	18:00	7.39 pH	17.12 °C	1,220.5 µS/cm	0.42 mg/L		94.8 mV	31.46 ft	200.00 ml/min
5/18/2022 10:26 AM	21:00	7.37 pH	17.12 °C	1,220.9 µS/cm	0.42 mg/L		89.5 mV	31.49 ft	200.00 ml/min
5/18/2022 10:29 AM	24:00	7.36 pH	17.14 °C	1,220.8 µS/cm	0.41 mg/L		84.5 mV	31.51 ft	200.00 ml/min

Samples

Sample ID:	Description:
------------	--------------

Low-Flow Test Report:

Test Date / Time: 5/17/2022 1:35:57 PM

Project: AB BROWN (6)

Operator Name: Jon Hill

Location Name: CCR-AP-3R Well Diameter: 2 in Casing Type: PVC Screen Length: 10 ft Top of Screen: 37 ft Total Depth: 47 ft Initial Depth to Water: 25 ft	Pump Type: Dedicated Tubing Type: LDPE Pump Intake From TOC: 38 ft Estimated Total Volume Pumped: 4200 ml Flow Cell Volume: 130 ml Final Flow Rate: 200 ml/min Final Draw Down: 0.03 ft	Instrument Used: Aqua TROLL 600 Serial Number: 745383
---	--	--

Test Notes:

1.5 gallons purged

Low-Flow Readings:

Date Time	Elapsed Time	pH	Temperature	Specific Conductivity	RDO Concentration	Turbidity	ORP	Depth to Water	Flow
		+/- 0.1	+/- 0.5	+/- 3 %	+/- 10 %	+/- 10	+/- 10	+/- 5	
5/17/2022 1:35 PM	00:00	6.74 pH	18.95 °C	8,343.9 µS/cm	0.72 mg/L	111.14 NTU	145.4 mV	25.00 ft	200.00 ml/min
5/17/2022 1:38 PM	03:00	6.85 pH	18.38 °C	8,442.3 µS/cm	0.50 mg/L	67.50 NTU	142.6 mV	25.01 ft	200.00 ml/min
5/17/2022 1:41 PM	06:00	6.90 pH	18.24 °C	8,410.3 µS/cm	0.43 mg/L	88.32 NTU	140.6 mV	25.04 ft	200.00 ml/min
5/17/2022 1:44 PM	09:00	6.93 pH	18.31 °C	8,407.5 µS/cm	0.41 mg/L	104.55 NTU	139.5 mV	25.05 ft	200.00 ml/min
5/17/2022 1:47 PM	12:00	6.95 pH	18.25 °C	8,392.3 µS/cm	0.39 mg/L	131.46 NTU	138.8 mV	25.05 ft	200.00 ml/min
5/17/2022 1:50 PM	15:00	6.96 pH	18.13 °C	8,395.8 µS/cm	0.39 mg/L	145.65 NTU	138.5 mV	25.05 ft	200.00 ml/min
5/17/2022 1:53 PM	18:00	6.97 pH	18.17 °C	8,395.0 µS/cm	0.36 mg/L	181.24 NTU	138.3 mV	25.04 ft	200.00 ml/min
5/17/2022 1:56 PM	21:00	6.98 pH	18.16 °C	8,396.8 µS/cm	0.36 mg/L	196.75 NTU	138.3 mV	25.03 ft	200.00 ml/min

Samples

Sample ID:	Description:
------------	--------------

Low-Flow Test Report:

Test Date / Time: 5/18/2022 8:18:24 AM

Project: AB BROWN (11)

Operator Name: Jon Hill

Location Name: CCR-AP-3I Well Diameter: 2 in Casing Type: PVC Screen Length: 10 ft Top of Screen: 67.5 ft Total Depth: 77.5 ft Initial Depth to Water: 30.3 ft	Pump Type: Dedicated Tubing Type: LDPE Pump Intake From TOC: 73 ft Estimated Total Volume Pumped: 1200 ml Flow Cell Volume: 130 ml Final Flow Rate: 200 ml/min Final Draw Down: 4.5 ft	Instrument Used: Aqua TROLL 600 Serial Number: 745383
---	---	--

Test Notes:

Pumped well dry on 5.17. Sampled well on 5.18

Low-Flow Readings:

Date Time	Elapsed Time	pH	Temperature	Specific Conductivity	RDO Concentration	Turbidity	ORP	Depth to Water	Flow
		+/- 0.1	+/- 0.5	+/- 3 %	+/- 10 %	+/- 10	+/- 10	+/- 5	
5/18/2022 8:18 AM	00:00	7.63 pH	16.35 °C	1,203.5 µS/cm	2.19 mg/L		165.2 mV	30.30 ft	200.00 ml/min
5/18/2022 8:21 AM	03:00	7.67 pH	16.42 °C	1,360.9 µS/cm	0.21 mg/L		158.4 mV	32.77 ft	200.00 ml/min
5/18/2022 8:24 AM	06:00	7.64 pH	16.62 °C	1,362.3 µS/cm	0.14 mg/L		149.3 mV	34.80 ft	200.00 ml/min

Samples

Sample ID:	Description:
------------	--------------

Low-Flow Test Report:

Test Date / Time: 5/17/2022 9:34:50 AM

Project: AB BROWN (2)

Operator Name: Jon Hill

Location Name: CCR-AP-4R Well Diameter: 2 in Casing Type: PVC Screen Length: 10 ft Top of Screen: 38 ft Total Depth: 48 ft Initial Depth to Water: 33.03 ft	Pump Type: Dedicated Tubing Type: LDPE Pump Intake From TOC: 43 ft Estimated Total Volume Pumped: 6000 ml Flow Cell Volume: 130 ml Final Flow Rate: 200 ml/min Final Draw Down: 0.19 ft	Instrument Used: Aqua TROLL 600 Serial Number: 745383
--	--	--

Test Notes:

2.0 gallons purged

Low-Flow Readings:

Date Time	Elapsed Time	pH	Temperature	Specific Conductivity	RDO Concentration	Turbidity	ORP	Depth to Water	Flow
		+/- 0.1	+/- 0.5	+/- 3 %	+/- 10 %	+/- 10	+/- 10	+/- 5	
5/17/2022 9:34 AM	00:00	6.67 pH	14.63 °C	1,401.5 µS/cm	7.21 mg/L	128.94 NTU	190.1 mV	33.03 ft	200.00 ml/min
5/17/2022 9:37 AM	03:00	6.65 pH	14.31 °C	1,443.4 µS/cm	6.72 mg/L	192.96 NTU	186.2 mV	33.07 ft	200.00 ml/min
5/17/2022 9:40 AM	06:00	6.67 pH	14.32 °C	1,470.2 µS/cm	6.72 mg/L	127.41 NTU	183.7 mV	33.10 ft	200.00 ml/min
5/17/2022 9:43 AM	09:00	6.69 pH	14.31 °C	1,376.6 µS/cm	6.75 mg/L	103.58 NTU	182.0 mV	33.14 ft	200.00 ml/min
5/17/2022 9:46 AM	12:00	6.70 pH	14.37 °C	1,360.0 µS/cm	6.78 mg/L	53.21 NTU	180.6 mV	33.16 ft	200.00 ml/min
5/17/2022 9:49 AM	15:00	6.71 pH	14.32 °C	1,358.2 µS/cm	6.82 mg/L	46.45 NTU	179.7 mV	33.18 ft	200.00 ml/min
5/17/2022 9:52 AM	18:00	6.72 pH	14.41 °C	1,322.6 µS/cm	6.85 mg/L	34.83 NTU	179.0 mV	33.20 ft	200.00 ml/min
5/17/2022 9:55 AM	21:00	6.72 pH	14.36 °C	1,339.3 µS/cm	6.91 mg/L	29.03 NTU	178.5 mV	33.20 ft	200.00 ml/min
5/17/2022 9:58 AM	24:00	6.73 pH	14.42 °C	1,298.2 µS/cm	6.92 mg/L	19.06 NTU	178.2 mV	33.21 ft	200.00 ml/min
5/17/2022 10:01 AM	27:00	6.73 pH	14.41 °C	1,310.0 µS/cm	6.96 mg/L	13.08 NTU	178.0 mV	33.22 ft	200.00 ml/min
5/17/2022 10:04 AM	30:00	6.73 pH	14.42 °C	1,311.3 µS/cm	6.92 mg/L	14.53 NTU	178.1 mV	33.22 ft	200.00 ml/min

Samples

Sample ID: DUP-1, FB-1	Description:
-------------------------------	---------------------

Low-Flow Test Report:

Test Date / Time: 5/18/2022 7:35:02 AM

Project: AB BROWN (10)

Operator Name: Jon Hill

Location Name: CCR-AP-5R Well Diameter: 2 in Casing Type: PVC Screen Length: 10 ft Top of Screen: 35 ft Total Depth: 45 ft Initial Depth to Water: 35.8 ft	Pump Type: Dedicated Tubing Type: LDPE Pump Intake From TOC: 40 ft Estimated Total Volume Pumped: 3600 ml Flow Cell Volume: 130 ml Final Flow Rate: 200 ml/min Final Draw Down: 0.15 ft	Instrument Used: Aqua TROLL 600 Serial Number: 745383
---	--	--

Test Notes:

1.0 gallons purged

Low-Flow Readings:

Date Time	Elapsed Time	pH	Temperature	Specific Conductivity	RDO Concentration	Turbidity	ORP	Depth to Water	Flow
		+/- 0.1	+/- 0.5	+/- 3 %	+/- 10 %	+/- 10	+/- 10	+/- 5	
5/18/2022 7:35 AM	00:00	6.67 pH	16.62 °C	7,359.1 µS/cm	1.34 mg/L		197.3 mV	35.80 ft	200.00 ml/min
5/18/2022 7:38 AM	03:00	6.75 pH	16.56 °C	7,371.1 µS/cm	0.65 mg/L		196.8 mV	35.82 ft	200.00 ml/min
5/18/2022 7:41 AM	06:00	6.77 pH	16.51 °C	7,367.3 µS/cm	0.47 mg/L		196.7 mV	35.85 ft	200.00 ml/min
5/18/2022 7:44 AM	09:00	6.78 pH	16.54 °C	7,356.5 µS/cm	0.39 mg/L		195.1 mV	35.89 ft	200.00 ml/min
5/18/2022 7:47 AM	12:00	6.78 pH	16.53 °C	7,359.7 µS/cm	0.34 mg/L		192.9 mV	35.92 ft	200.00 ml/min
5/18/2022 7:50 AM	15:00	6.79 pH	16.52 °C	7,352.4 µS/cm	0.31 mg/L		192.0 mV	35.94 ft	200.00 ml/min
5/18/2022 7:53 AM	18:00	6.79 pH	16.53 °C	7,356.7 µS/cm	0.31 mg/L		192.0 mV	35.95 ft	200.00 ml/min

Samples

Sample ID:	Description:
------------	--------------

Low-Flow Test Report:

Test Date / Time: 5/17/2022 3:33:08 PM

Project: AB BROWN (8)

Operator Name: Jon Hill

Location Name: CCR-AP-6 Well Diameter: 2 in Casing Type: PVC Screen Length: 10 ft Top of Screen: 29 ft Total Depth: 39 ft Initial Depth to Water: 17.71 ft	Pump Type: Dedicated Tubing Type: LDPE Pump Intake From TOC: 34 ft Estimated Total Volume Pumped: 3600 ml Flow Cell Volume: 130 ml Final Flow Rate: 200 ml/min Final Draw Down: 0.28 ft	Instrument Used: Aqua TROLL 600 Serial Number: 745383
---	--	--

Test Notes:

1.5 gallons purged. Faulty turbidity sensor

Low-Flow Readings:

Date Time	Elapsed Time	pH	Temperature	Specific Conductivity	RDO Concentration	Turbidity	ORP	Depth to Water	Flow
		+/- 0.1	+/- 0.5	+/- 3 %	+/- 10 %	+/- 10	+/- 10	+/- 5	
5/17/2022 3:33 PM	00:00	6.69 pH	14.64 °C	3,478.9 µS/cm	0.34 mg/L	174.79 NTU	121.3 mV	17.71 ft	200.00 ml/min
5/17/2022 3:36 PM	03:00	6.69 pH	14.22 °C	3,433.3 µS/cm	0.48 mg/L	136.70 NTU	121.2 mV	17.75 ft	200.00 ml/min
5/17/2022 3:39 PM	06:00	6.77 pH	14.15 °C	3,340.5 µS/cm	2.72 mg/L	152.47 NTU	120.5 mV	17.78 ft	200.00 ml/min
5/17/2022 3:42 PM	09:00	6.76 pH	14.15 °C	3,343.2 µS/cm	2.72 mg/L	163.58 NTU	120.0 mV	17.83 ft	200.00 ml/min
5/17/2022 3:45 PM	12:00	6.76 pH	14.24 °C	3,339.1 µS/cm	2.71 mg/L	207.13 NTU	119.1 mV	17.86 ft	200.00 ml/min
5/17/2022 3:48 PM	15:00	6.74 pH	14.13 °C	3,344.4 µS/cm	2.53 mg/L	274.70 NTU	117.8 mV	17.90 ft	200.00 ml/min
5/17/2022 3:51 PM	18:00	6.74 pH	14.24 °C	3,338.5 µS/cm	2.42 mg/L	334.69 NTU	116.2 mV	17.99 ft	200.00 ml/min

Samples

Sample ID:	Description:
------------	--------------

Low-Flow Test Report:

Test Date / Time: 5/17/2022 2:46:35 PM

Project: AB BROWN (7)

Operator Name: Jon Hill

Location Name: CCR-AP-7R Well Diameter: 2 in Casing Type: PVC Screen Length: 10 ft Top of Screen: 43.5 ft Total Depth: 53.5 ft Initial Depth to Water: 35.25 ft	Pump Type: Dedicated Tubing Type: LDPE Pump Intake From TOC: 49 ft Estimated Total Volume Pumped: 3600 ml Flow Cell Volume: 130 ml Final Flow Rate: 200 ml/min Final Draw Down: 0.05 ft	Instrument Used: Aqua TROLL 600 Serial Number: 745383
--	--	--

Test Notes:

1.0 gallons purged. Faulty turbidity sensor. Sample clear

Low-Flow Readings:

Date Time	Elapsed Time	pH	Temperature	Specific Conductivity	RDO Concentration	Turbidity	ORP	Depth to Water	Flow
		+/- 0.1	+/- 0.5	+/- 3 %	+/- 10 %	+/- 10	+/- 10	+/- 5	
5/17/2022 2:46 PM	00:00	6.43 pH	15.02 °C	6,354.0 µS/cm	7.84 mg/L	57.52 NTU	123.7 mV	35.25 ft	200.00 ml/min
5/17/2022 2:49 PM	03:00	6.35 pH	14.31 °C	6,376.7 µS/cm	7.28 mg/L	152.10 NTU	123.3 mV	35.26 ft	200.00 ml/min
5/17/2022 2:52 PM	06:00	6.34 pH	14.41 °C	6,313.7 µS/cm	7.03 mg/L	324.88 NTU	124.3 mV	35.28 ft	200.00 ml/min
5/17/2022 2:55 PM	09:00	6.33 pH	14.21 °C	6,333.6 µS/cm	7.56 mg/L	579.69 NTU	125.5 mV	35.30 ft	200.00 ml/min
5/17/2022 2:58 PM	12:00	6.31 pH	14.29 °C	6,335.0 µS/cm	7.44 mg/L	923.64 NTU	126.8 mV	35.30 ft	200.00 ml/min
5/17/2022 3:01 PM	15:00	6.30 pH	14.24 °C	6,244.6 µS/cm	7.54 mg/L	1,290.1 NTU	128.0 mV	35.28 ft	200.00 ml/min
5/17/2022 3:04 PM	18:00	6.28 pH	14.27 °C	6,292.4 µS/cm	7.41 mg/L	1,427.8 NTU	129.1 mV	35.30 ft	200.00 ml/min

Samples

Sample ID:	Description:
------------	--------------

Low-Flow Test Report:

Test Date / Time: 5/18/2022 6:51:35 AM

Project: AB BROWN (9)

Operator Name: Jon Hill

Location Name: CCR-AP-8 Well Diameter: 2 in Casing Type: PVC Screen Length: 10 ft Top of Screen: 6.2 ft Total Depth: 16.2 ft Initial Depth to Water: 3.8 ft	Pump Type: Dedicated Tubing Type: LDPE Pump Intake From TOC: 11 ft Estimated Total Volume Pumped: 3600 ml Flow Cell Volume: 130 ml Final Flow Rate: 200 ml/min Final Draw Down: 0.26 ft	Instrument Used: Aqua TROLL 600 Serial Number: 745383
--	--	--

Test Notes:

0.5 gallons purged

Low-Flow Readings:

Date Time	Elapsed Time	pH	Temperature	Specific Conductivity	RDO Concentration	Turbidity	ORP	Depth to Water	Flow
		+/- 0.1	+/- 0.5	+/- 3 %	+/- 10 %	+/- 10	+/- 10	+/- 5	
5/18/2022 6:51 AM	00:00	6.67 pH	18.12 °C	2,788.7 µS/cm	3.65 mg/L		159.3 mV	3.80 ft	200.00 ml/min
5/18/2022 6:54 AM	03:00	6.63 pH	18.20 °C	2,836.4 µS/cm	3.11 mg/L		159.2 mV	3.85 ft	200.00 ml/min
5/18/2022 6:57 AM	06:00	6.62 pH	18.31 °C	2,861.8 µS/cm	2.83 mg/L		158.9 mV	3.89 ft	200.00 ml/min
5/18/2022 7:00 AM	09:00	6.60 pH	18.31 °C	2,883.4 µS/cm	2.64 mg/L		158.7 mV	3.94 ft	200.00 ml/min
5/18/2022 7:03 AM	12:00	6.59 pH	18.38 °C	2,886.9 µS/cm	2.54 mg/L		158.5 mV	3.97 ft	200.00 ml/min
5/18/2022 7:06 AM	15:00	6.59 pH	18.45 °C	2,889.1 µS/cm	2.44 mg/L		158.1 mV	4.01 ft	200.00 ml/min
5/18/2022 7:09 AM	18:00	6.58 pH	18.53 °C	2,889.4 µS/cm	2.37 mg/L		158.0 mV	4.06 ft	200.00 ml/min

Samples

Sample ID:	Description:
------------	--------------

Low-Flow Test Report:

Test Date / Time: 5/18/2022 11:19:41 AM

Project: AB BROWN (15)

Operator Name: Jon Hill

Location Name: CCR-AP-9 Well Diameter: 2 in Casing Type: PVC Screen Length: 10 ft Top of Screen: 25.2 ft Total Depth: 35.2 ft Initial Depth to Water: 8.55 ft	Pump Type: Dedicated Tubing Type: LDPE Pump Intake From TOC: 30 ft Estimated Total Volume Pumped: 4200 ml Flow Cell Volume: 130 ml Final Flow Rate: 200 ml/min Final Draw Down: 0.65 ft	Instrument Used: Aqua TROLL 600 Serial Number: 707269
--	--	--

Test Notes:

0.5 gallons purged

Low-Flow Readings:

Date Time	Elapsed Time	pH	Temperature	Specific Conductivity	RDO Concentration	Turbidity	ORP	Depth to Water	Flow
		+/- 0.1	+/- 0.5	+/- 3 %	+/- 10 %	+/- 10	+/- 10	+/- 5	
5/18/2022 11:19 AM	00:00	6.78 pH	17.18 °C	7,773.3 µS/cm	0.50 mg/L	101.70 NTU	-58.5 mV	8.55 ft	200.00 ml/min
5/18/2022 11:22 AM	03:00	6.80 pH	17.26 °C	7,821.1 µS/cm	0.37 mg/L	93.15 NTU	-64.6 mV	9.03 ft	200.00 ml/min
5/18/2022 11:25 AM	06:00	6.81 pH	17.29 °C	7,906.1 µS/cm	0.33 mg/L	75.88 NTU	-68.1 mV	9.07 ft	200.00 ml/min
5/18/2022 11:28 AM	09:00	6.82 pH	17.32 °C	7,979.1 µS/cm	0.29 mg/L	64.94 NTU	-70.9 mV	9.13 ft	200.00 ml/min
5/18/2022 11:31 AM	12:00	6.83 pH	17.39 °C	8,045.5 µS/cm	0.30 mg/L	54.65 NTU	-72.8 mV	9.14 ft	200.00 ml/min
5/18/2022 11:34 AM	15:00	6.84 pH	17.38 °C	8,120.4 µS/cm	0.30 mg/L	55.65 NTU	-74.2 mV	9.17 ft	200.00 ml/min
5/18/2022 11:37 AM	18:00	6.85 pH	17.34 °C	8,221.9 µS/cm	0.29 mg/L	41.01 NTU	-75.2 mV	9.19 ft	200.00 ml/min
5/18/2022 11:40 AM	21:00	6.86 pH	17.25 °C	8,342.6 µS/cm	0.29 mg/L	55.20 NTU	-76.4 mV	9.20 ft	200.00 ml/min

Samples

Sample ID:	Description:
------------	--------------

Low-Flow Test Report:

Test Date / Time: 5/17/2022 10:38:51 AM

Project: AB BROWN (3)

Operator Name: Jon Hill

Location Name: CCR-AP-10 Well Diameter: 2 in Casing Type: PVC Screen Length: 10 ft Top of Screen: 33.2 ft Total Depth: 43.2 ft Initial Depth to Water: 35.3 ft	Pump Type: Dedicated Tubing Type: LDPE Pump Intake From TOC: 38 ft Estimated Total Volume Pumped: 7200 ml Flow Cell Volume: 130 ml Final Flow Rate: 200 ml/min Final Draw Down: 0.23 ft	Instrument Used: Aqua TROLL 600 Serial Number: 745383
---	--	--

Test Notes:

2.5 gallons purged

Low-Flow Readings:

Date Time	Elapsed Time	pH	Temperature	Specific Conductivity	RDO Concentration	Turbidity	ORP	Depth to Water	Flow
		+/- 0.1	+/- 0.5	+/- 3 %	+/- 10 %	+/- 10	+/- 10	+/- 5	
5/17/2022 10:38 AM	00:00	6.99 pH	14.54 °C	3,995.4 µS/cm	3.80 mg/L	346.45 NTU	225.8 mV	35.30 ft	200.00 ml/min
5/17/2022 10:41 AM	03:00	6.90 pH	14.56 °C	3,579.4 µS/cm	1.42 mg/L	299.48 NTU	224.0 mV	35.34 ft	200.00 ml/min
5/17/2022 10:44 AM	06:00	6.88 pH	14.53 °C	3,496.6 µS/cm	0.94 mg/L	305.93 NTU	223.4 mV	35.37 ft	200.00 ml/min
5/17/2022 10:47 AM	09:00	6.87 pH	14.55 °C	3,462.9 µS/cm	0.88 mg/L	225.07 NTU	223.3 mV	35.38 ft	200.00 ml/min
5/17/2022 10:50 AM	12:00	6.86 pH	14.56 °C	3,437.4 µS/cm	0.87 mg/L	92.03 NTU	223.3 mV	35.40 ft	200.00 ml/min
5/17/2022 10:53 AM	15:00	6.86 pH	14.55 °C	3,441.1 µS/cm	0.89 mg/L	180.12 NTU	223.4 mV	35.42 ft	200.00 ml/min
5/17/2022 10:56 AM	18:00	6.86 pH	14.52 °C	3,424.9 µS/cm	0.86 mg/L	117.57 NTU	223.4 mV	35.42 ft	200.00 ml/min
5/17/2022 10:59 AM	21:00	6.85 pH	14.52 °C	3,416.6 µS/cm	0.86 mg/L	118.35 NTU	223.5 mV	35.44 ft	200.00 ml/min
5/17/2022 11:02 AM	24:00	6.85 pH	14.54 °C	3,391.6 µS/cm	0.87 mg/L	83.73 NTU	223.5 mV	35.46 ft	200.00 ml/min
5/17/2022 11:05 AM	27:00	6.85 pH	14.49 °C	3,404.8 µS/cm	0.86 mg/L	79.42 NTU	223.6 mV	35.45 ft	200.00 ml/min
5/17/2022 11:08 AM	30:00	6.84 pH	14.55 °C	3,329.4 µS/cm	0.83 mg/L	66.44 NTU	223.6 mV	35.46 ft	200.00 ml/min
5/17/2022 11:11 AM	33:00	6.84 pH	14.44 °C	3,357.1 µS/cm	0.82 mg/L	46.63 NTU	223.6 mV	35.50 ft	200.00 ml/min
5/17/2022 11:14 AM	36:00	6.84 pH	14.57 °C	3,347.1 µS/cm	0.86 mg/L	47.72 NTU	223.5 mV	35.53 ft	200.00 ml/min

Samples

Sample ID: MS/MSD 1

Description:

Created using VuSitu from In-Situ, Inc.

Low-Flow Test Report:

Test Date / Time: 5/18/2022 12:53:32 PM

Project: AB BROWN (16)

Operator Name: Jon Hill

Location Name: CCR-AP-11 Well Diameter: 2 in Casing Type: PVC Screen Length: 10 ft Top of Screen: 16 ft Total Depth: 26 ft Initial Depth to Water: 11.02 ft	Pump Type: Sample Pro Tubing Type: LDPE Pump Intake From TOC: 21 ft Estimated Total Volume Pumped: 18586.666 ml Flow Cell Volume: 130 ml Final Flow Rate: 200 ml/min Final Draw Down: 0.20 ft	Instrument Used: Aqua TROLL 600 Serial Number: 707269
--	--	--

Test Notes:

6 gallons purged

Low-Flow Readings:

Date Time	Elapsed Time	pH	Temperature	Specific Conductivity	RDO Concentration	Turbidity	ORP	Depth to Water	Flow
		+/- 0.1	+/- 0.5	+/- 3 %	+/- 10 %	+/- 10	+/- 10	+/- 5	
5/18/2022 12:53 PM	00:00		17.31 °C	0.06 µS/cm	10.18 mg/L	34.80 NTU	95.9 mV	11.05 ft	200.00 ml/min
5/18/2022 12:56 PM	03:00	6.89 pH	13.88 °C	1,357.4 µS/cm	6.40 mg/L	11,116 NTU	138.0 mV	11.10 ft	200.00 ml/min
5/18/2022 12:59 PM	06:00	6.88 pH	13.80 °C	1,343.0 µS/cm	7.12 mg/L	8,562.9 NTU	152.3 mV	11.13 ft	200.00 ml/min
5/18/2022 1:02 PM	09:00	6.89 pH	13.93 °C	1,357.0 µS/cm	7.56 mg/L	9,948.0 NTU	160.2 mV		200.00 ml/min
5/18/2022 1:05 PM	12:09	6.92 pH	13.75 °C	1,355.0 µS/cm	8.09 mg/L	6,983.0 NTU	164.9 mV		200.00 ml/min
5/18/2022 1:08 PM	15:09	6.91 pH	13.69 °C	1,353.6 µS/cm	8.27 mg/L	5,578.8 NTU	169.5 mV		200.00 ml/min
5/18/2022 1:11 PM	18:09	6.92 pH	13.70 °C	1,344.6 µS/cm	8.66 mg/L	4,337.0 NTU	172.4 mV		200.00 ml/min
5/18/2022 1:14 PM	21:09	6.95 pH	13.77 °C	1,346.8 µS/cm	8.94 mg/L	3,516.4 NTU	173.8 mV		200.00 ml/min
5/18/2022 1:17 PM	24:09	6.96 pH	13.82 °C	1,344.5 µS/cm	8.97 mg/L	3,553.1 NTU	175.4 mV		200.00 ml/min
5/18/2022 1:20 PM	27:09	6.98 pH	13.73 °C	1,340.3 µS/cm	9.18 mg/L	2,448.6 NTU	176.5 mV		200.00 ml/min
5/18/2022 1:23 PM	30:09	6.99 pH	13.56 °C	1,338.0 µS/cm	9.42 mg/L	1,988.4 NTU	177.7 mV		200.00 ml/min
5/18/2022 1:26 PM	33:09	7.00 pH	13.63 °C	1,335.7 µS/cm	9.47 mg/L	1,578.4 NTU	178.7 mV		200.00 ml/min
5/18/2022 1:29 PM	36:09	6.96 pH	13.91 °C	1,307.7 µS/cm	8.57 mg/L	1,171.1 NTU	180.2 mV		200.00 ml/min
5/18/2022 1:32 PM	39:09	6.90 pH	13.94 °C	1,311.5 µS/cm	6.64 mg/L	1,001.6 NTU	181.7 mV		200.00 ml/min
5/18/2022 1:35 PM	42:09	6.91 pH	13.74 °C	1,315.9 µS/cm	6.66 mg/L	770.06 NTU	181.9 mV		200.00 ml/min

5/18/2022 1:38 PM	45:09	6.91 pH	13.90 °C	1,321.3 µS/cm	6.54 mg/L	705.93 NTU	182.1 mV		200.00 ml/min
5/18/2022 1:41 PM	48:09	6.92 pH	13.78 °C	1,186.6 µS/cm	6.39 mg/L	561.79 NTU	182.2 mV		200.00 ml/min
5/18/2022 1:44 PM	51:09	6.93 pH	13.86 °C	1,258.1 µS/cm	6.33 mg/L	521.78 NTU	182.4 mV		200.00 ml/min
5/18/2022 1:46 PM	52:40	7.00 pH	13.90 °C	1,320.1 µS/cm	7.72 mg/L	546.98 NTU	181.8 mV		200.00 ml/min
5/18/2022 1:49 PM	55:40	6.94 pH	13.77 °C	1,317.4 µS/cm	6.60 mg/L	315.00 NTU	182.3 mV		200.00 ml/min
5/18/2022 1:52 PM	58:40	6.95 pH	13.74 °C	1,284.5 µS/cm	6.68 mg/L	422.44 NTU	182.8 mV		200.00 ml/min
5/18/2022 1:55 PM	01:01:40	6.95 pH	13.66 °C	1,210.3 µS/cm	6.62 mg/L	329.29 NTU	183.5 mV		200.00 ml/min
5/18/2022 1:58 PM	01:04:40	6.96 pH	13.66 °C	1,318.1 µS/cm	6.72 mg/L	526.27 NTU	183.8 mV		200.00 ml/min
5/18/2022 2:01 PM	01:07:40	6.96 pH	13.65 °C	1,320.7 µS/cm	6.97 mg/L	305.49 NTU	184.6 mV		200.00 ml/min
5/18/2022 2:02 PM	01:08:56	7.03 pH	13.63 °C	1,120.0 µS/cm	7.92 mg/L	322.63 NTU	183.8 mV		200.00 ml/min
5/18/2022 2:05 PM	01:11:56	6.96 pH	13.53 °C	1,316.3 µS/cm	6.74 mg/L	335.42 NTU	184.7 mV		200.00 ml/min
5/18/2022 2:08 PM	01:14:56	6.95 pH	13.62 °C	1,104.9 µS/cm	6.77 mg/L	239.10 NTU	185.6 mV		200.00 ml/min
5/18/2022 2:11 PM	01:17:56	6.95 pH	13.74 °C	1,146.8 µS/cm	6.99 mg/L	293.81 NTU	186.1 mV		200.00 ml/min
5/18/2022 2:14 PM	01:20:56	6.95 pH	13.72 °C	1,169.3 µS/cm	6.82 mg/L	170.83 NTU	186.5 mV		200.00 ml/min
5/18/2022 2:17 PM	01:23:56	6.95 pH	13.63 °C	1,311.3 µS/cm	6.76 mg/L	307.57 NTU	187.0 mV	11.22 ft	200.00 ml/min
5/18/2022 2:20 PM	01:26:56	6.95 pH	13.64 °C	249.42 µS/cm	6.91 mg/L	192.34 NTU	187.5 mV	11.23 ft	200.00 ml/min
5/18/2022 2:23 PM	01:29:56	6.95 pH	13.85 °C	216.99 µS/cm	6.85 mg/L	875.93 NTU	187.6 mV	11.22 ft	200.00 ml/min
5/18/2022 2:26 PM	01:32:56	6.95 pH	13.99 °C	1,038.3 µS/cm	6.82 mg/L	203.54 NTU	187.7 mV	11.25 ft	200.00 ml/min

Samples

Sample ID:	Description:
------------	--------------

Low-Flow Test Report:

Test Date / Time: 5/17/2022 3:01:10 PM

Project: A.B. Brown (3)

Operator Name: Hayley Torres

Location Name: CCR-LF-1 Well Diameter: 2 in Casing Type: PVC Screen Length: 10 ft Top of Screen: 9 ft Total Depth: 19 ft Initial Depth to Water: 8.24 ft	Pump Type: Dedicated Tubing Type: LDPE Pump Intake From TOC: 14 ft Estimated Total Volume Pumped: 2.5 gal Flow Cell Volume: 130 ml Final Flow Rate: 100 ml/min Final Draw Down: 0 ft	Instrument Used: Aqua TROLL 600 Serial Number: 651925
---	---	--

Test Notes:

Turbidity never stabilized and rose throughout the entirety of the purge time. Water was visibly perfectly clear so the decision was made to sample despite the high number. Possible error with probe. Will be thoroughly cleaned before next sampling.

Low-Flow Readings:

Date Time	Elapsed Time	pH	Temperature	Specific Conductivity	RDO Concentration	Turbidity	ORP	Depth to Water	Flow
		+/- 0.1	+/- 0.5	+/- 3 %	+/- 10 %	+/- 10	+/- 10	+/- 5	
5/17/2022 3:01 PM	00:00	6.70 pH	17.60 °C	2,025.2 µS/cm	2.69 mg/L	81.73 NTU	94.7 mV	8.24 ft	100.00 ml/min
5/17/2022 3:04 PM	03:00	6.68 pH	18.45 °C	2,039.7 µS/cm	2.53 mg/L	68.65 NTU	98.4 mV		100.00 ml/min
5/17/2022 3:07 PM	06:00	6.70 pH	18.41 °C	2,034.0 µS/cm	2.49 mg/L	71.40 NTU	99.5 mV		100.00 ml/min
5/17/2022 3:10 PM	09:00	6.70 pH	18.32 °C	2,035.1 µS/cm	2.47 mg/L	90.48 NTU	101.1 mV		100.00 ml/min
5/17/2022 3:13 PM	12:00	6.67 pH	18.22 °C	2,040.5 µS/cm	2.47 mg/L	104.74 NTU	103.2 mV		100.00 ml/min
5/17/2022 3:16 PM	15:00	6.64 pH	18.08 °C	2,036.2 µS/cm	2.44 mg/L	138.59 NTU	105.4 mV		100.00 ml/min
5/17/2022 3:19 PM	18:00	6.60 pH	18.46 °C	2,041.4 µS/cm	2.45 mg/L	177.40 NTU	107.5 mV		100.00 ml/min
5/17/2022 3:22 PM	21:00	6.57 pH	18.48 °C	2,036.6 µS/cm	2.43 mg/L	197.77 NTU	109.4 mV		100.00 ml/min
5/17/2022 3:25 PM	24:00	6.56 pH	17.17 °C	2,004.3 µS/cm	2.38 mg/L	200.72 NTU	111.4 mV		100.00 ml/min
5/17/2022 3:28 PM	27:00	6.54 pH	17.15 °C	1,997.9 µS/cm	2.44 mg/L	210.48 NTU	113.3 mV		100.00 ml/min
5/17/2022 3:31 PM	30:00	6.52 pH	17.18 °C	1,961.5 µS/cm	2.62 mg/L	176.19 NTU	114.9 mV		100.00 ml/min
5/17/2022 3:34 PM	33:00	6.51 pH	17.18 °C	1,952.4 µS/cm	2.75 mg/L	211.35 NTU	116.0 mV		100.00 ml/min
5/17/2022 3:37 PM	36:00	6.51 pH	16.95 °C	1,946.5 µS/cm	2.81 mg/L	188.40 NTU	116.7 mV		100.00 ml/min
5/17/2022 3:40 PM	39:00	6.51 pH	16.82 °C	1,949.2 µS/cm	2.81 mg/L	235.04 NTU	117.3 mV		100.00 ml/min
5/17/2022 3:43 PM	42:00	6.51 pH	17.03 °C	1,962.7 µS/cm	2.74 mg/L	144.76 NTU	117.6 mV		100.00 ml/min

5/17/2022 3:46 PM	45:00	6.51 pH	17.15 °C	1,969.9 µS/cm	2.71 mg/L	165.91 NTU	117.7 mV		100.00 ml/min
5/17/2022 3:49 PM	48:00	6.51 pH	16.96 °C	1,970.4 µS/cm	2.70 mg/L	252.88 NTU	118.0 mV		100.00 ml/min
5/17/2022 3:52 PM	51:00	6.50 pH	18.01 °C	1,993.7 µS/cm	2.74 mg/L	266.52 NTU	117.5 mV		100.00 ml/min
5/17/2022 3:55 PM	54:00	6.48 pH	19.63 °C	2,004.3 µS/cm	2.78 mg/L	301.27 NTU	115.8 mV		100.00 ml/min
5/17/2022 3:58 PM	57:00	6.48 pH	19.96 °C	2,001.5 µS/cm	2.83 mg/L	325.14 NTU	114.1 mV		100.00 ml/min
5/17/2022 4:01 PM	01:00:00	6.48 pH	19.87 °C	2,003.8 µS/cm	2.90 mg/L	387.08 NTU	113.3 mV		100.00 ml/min
5/17/2022 4:04 PM	01:03:00	6.48 pH	20.01 °C	2,004.0 µS/cm	2.92 mg/L	426.59 NTU	112.3 mV		100.00 ml/min
5/17/2022 4:07 PM	01:06:00	6.50 pH	20.05 °C	2,007.8 µS/cm	3.01 mg/L	469.62 NTU	111.1 mV		100.00 ml/min
5/17/2022 4:10 PM	01:09:00	6.51 pH	19.86 °C	2,005.8 µS/cm	3.09 mg/L	505.92 NTU	109.9 mV		100.00 ml/min
5/17/2022 4:13 PM	01:12:00	6.54 pH	19.96 °C	2,007.7 µS/cm	3.13 mg/L	559.93 NTU	108.0 mV		100.00 ml/min
5/17/2022 4:16 PM	01:15:00	6.56 pH	20.52 °C	2,008.8 µS/cm	3.14 mg/L	608.05 NTU	106.2 mV		100.00 ml/min
5/17/2022 4:19 PM	01:18:00	6.59 pH	20.15 °C	2,007.4 µS/cm	3.24 mg/L	737.74 NTU	104.3 mV		100.00 ml/min
5/17/2022 4:22 PM	01:21:00	6.61 pH	20.44 °C	2,013.6 µS/cm	3.35 mg/L	985.90 NTU	102.8 mV		100.00 ml/min

Samples

Sample ID:	Description:
-------------------	---------------------

Low-Flow Test Report:

Test Date / Time: 5/18/2022 10:34:14 AM

Project: A.B. Brown (5)

Operator Name: Hayley Torres

Location Name: CCR-LF-2 Well Diameter: 2 in Casing Type: PVC Screen Length: 10 ft Top of Screen: 35 ft Total Depth: 45 ft Initial Depth to Water: 27.26 ft	Pump Type: Dedicated Tubing Type: LDPE Pump Intake From TOC: 40 ft Estimated Total Volume Pumped: 2 gal Flow Cell Volume: 130 ml Final Flow Rate: 100 ml/min Final Draw Down: 0 ft	Instrument Used: Aqua TROLL 600 Serial Number: 651925
---	---	--

Test Notes:

Faulty conductivity meter.

Low-Flow Readings:

Date Time	Elapsed Time	pH	Temperature	Specific Conductivity	RDO Concentration	Turbidity	ORP	Depth to Water	Flow
		+/- 0.1	+/- 0.5	+/- 3 %	+/- 10 %	+/- 10	+/- 10	+/- 5	
5/18/2022 10:34 AM	00:00	6.69 pH	16.65 °C	23,817 µS/cm	5.83 mg/L		127.3 mV	27.26 ft	100.00 ml/min
5/18/2022 10:37 AM	03:00	6.60 pH	16.73 °C	19,859 µS/cm	3.04 mg/L		119.8 mV		100.00 ml/min
5/18/2022 10:40 AM	06:00	6.59 pH	16.54 °C	21,907 µS/cm	2.52 mg/L		119.6 mV		100.00 ml/min
5/18/2022 10:43 AM	09:00	6.57 pH	16.70 °C	23,067 µS/cm	2.37 mg/L		120.3 mV		100.00 ml/min
5/18/2022 10:46 AM	12:00	6.56 pH	16.78 °C	11,003 µS/cm	2.28 mg/L		120.9 mV		100.00 ml/min
5/18/2022 10:49 AM	15:00	6.56 pH	16.89 °C	21,705 µS/cm	2.26 mg/L		121.3 mV		100.00 ml/min
5/18/2022 10:52 AM	18:00	6.56 pH	16.68 °C	17,449 µS/cm	2.34 mg/L		121.8 mV		100.00 ml/min
5/18/2022 10:55 AM	21:00	6.55 pH	16.87 °C	22,773 µS/cm	2.27 mg/L		122.8 mV		100.00 ml/min
5/18/2022 10:58 AM	24:00	6.55 pH	16.84 °C	20,300 µS/cm	2.50 mg/L		123.8 mV		100.00 ml/min
5/18/2022 11:01 AM	27:00	6.55 pH	16.95 °C	21,009 µS/cm	2.57 mg/L		124.8 mV		100.00 ml/min
5/18/2022 11:04 AM	30:00	6.54 pH	17.03 °C	21,211 µS/cm	2.44 mg/L		125.8 mV		100.00 ml/min
5/18/2022 11:07 AM	33:00	6.53 pH	17.04 °C	19,829 µS/cm	2.40 mg/L		126.9 mV		100.00 ml/min
5/18/2022 11:10 AM	36:00	6.54 pH	17.07 °C	4,692.3 µS/cm	2.68 mg/L		127.7 mV		100.00 ml/min
5/18/2022 11:13 AM	39:00	6.53 pH	17.17 °C	4,490.4 µS/cm	2.57 mg/L		128.4 mV		100.00 ml/min
5/18/2022 11:16 AM	42:00	6.53 pH	17.10 °C	21,322 µS/cm	2.46 mg/L		128.6 mV		100.00 ml/min

5/18/2022 11:19 AM	45:00	6.52 pH	17.11 °C	1,312.4 µS/cm	3.03 mg/L		129.5 mV		100.00 ml/min
5/18/2022 11:22 AM	48:00	6.51 pH	17.19 °C	20,171 µS/cm	2.62 mg/L		130.6 mV		100.00 ml/min
5/18/2022 11:25 AM	51:00	6.51 pH	17.28 °C	22,699 µS/cm	2.75 mg/L		131.6 mV		100.00 ml/min
5/18/2022 11:28 AM	54:00	6.51 pH	17.36 °C	22,205 µS/cm	2.95 mg/L		132.5 mV		100.00 ml/min
5/18/2022 11:31 AM	57:00	6.51 pH	17.43 °C	19,616 µS/cm	2.53 mg/L		133.6 mV		100.00 ml/min
5/18/2022 11:34 AM	01:00:00	6.51 pH	17.45 °C	22,845 µS/cm	2.45 mg/L		134.3 mV		100.00 ml/min

Samples

Sample ID: DUP 3, Field Blank	Description:
-------------------------------	--------------

Low-Flow Test Report:

Test Date / Time: 5/18/2022 8:41:54 AM

Project: A.B. Brown (4)

Operator Name: Hayley Torres

Location Name: CCR-LF-3 Well Diameter: 2 in Casing Type: PVC Screen Length: 10 ft Top of Screen: 25 ft Total Depth: 35 ft Initial Depth to Water: 30.12 ft	Pump Type: Dedicated Tubing Type: LDPE Pump Intake From TOC: 30 ft Estimated Total Volume Pumped: 1.25 gal Flow Cell Volume: 130 ml Final Flow Rate: 100 ml/min Final Draw Down: 0 ft	Instrument Used: Aqua TROLL 600 Serial Number: 651925
---	--	--

Test Notes:

Faulty turbidity. Water clean

Low-Flow Readings:

Date Time	Elapsed Time	pH	Temperature	Specific Conductivity	RDO Concentration	Turbidity	ORP	Depth to Water	Flow
		+/- 0.1	+/- 0.5	+/- 3 %	+/- 10 %	+/- 10	+/- 10	+/- 5	
5/18/2022 8:41 AM	00:00	7.05 pH	17.32 °C	2,356.2 µS/cm	7.62 mg/L	304.92 NTU	221.1 mV	30.12 ft	100.00 ml/min
5/18/2022 8:44 AM	03:00	6.93 pH	17.17 °C	2,330.7 µS/cm	6.91 mg/L	341.79 NTU	212.7 mV		100.00 ml/min
5/18/2022 8:47 AM	06:00	6.91 pH	16.96 °C	2,324.3 µS/cm	6.78 mg/L	354.02 NTU	203.9 mV		100.00 ml/min
5/18/2022 8:50 AM	09:00	6.90 pH	16.85 °C	2,321.0 µS/cm	6.68 mg/L	368.09 NTU	196.7 mV		100.00 ml/min
5/18/2022 8:53 AM	12:00	6.89 pH	16.88 °C	2,317.8 µS/cm	6.62 mg/L	394.98 NTU	190.8 mV		100.00 ml/min
5/18/2022 8:56 AM	15:00	6.89 pH	16.72 °C	2,319.9 µS/cm	6.58 mg/L	378.04 NTU	185.9 mV		100.00 ml/min
5/18/2022 8:59 AM	18:00	6.88 pH	16.53 °C	2,328.8 µS/cm	6.61 mg/L	423.45 NTU	181.6 mV		100.00 ml/min
5/18/2022 9:02 AM	21:00	6.87 pH	16.61 °C	2,325.0 µS/cm	6.56 mg/L	535.32 NTU	177.8 mV		100.00 ml/min

Samples

Sample ID:	Description:
------------	--------------

Low-Flow Test Report:

Test Date / Time: 5/17/2022 9:48:22 AM

Project: A.B. Brown

Operator Name: Hayley Torres

Location Name: CCR-LF-4 Well Diameter: 2 in Casing Type: PVC Screen Length: 10 ft Top of Screen: 45 ft Total Depth: 55 ft Initial Depth to Water: 47.78 ft	Pump Type: Peristaltic Tubing Type: LDPE Pump Intake From TOC: 25 ft Estimated Total Volume Pumped: 1.5 gal Flow Cell Volume: 130 ml Final Flow Rate: 100 ml/min Final Draw Down: 0 ft	Instrument Used: Aqua TROLL 600 Serial Number: 651925
---	---	--

Test Notes:

Low-Flow Readings:

Date Time	Elapsed Time	pH	Temperature	Specific Conductivity	RDO Concentration	Turbidity	ORP	Depth to Water	Flow
		+/- 0.1	+/- 0.5	+/- 3 %	+/- 10 %	+/- 10	+/- 10	+/- 5	
5/17/2022 9:48 AM	00:00	6.60 pH	16.24 °C	13,315 µS/cm	3.96 mg/L	59.22 NTU	-23.2 mV	47.78 ft	100.00 ml/min
5/17/2022 9:51 AM	03:00	6.62 pH	15.97 °C	13,951 µS/cm	1.60 mg/L	38.65 NTU	-55.0 mV		100.00 ml/min
5/17/2022 9:54 AM	06:00	6.62 pH	16.09 °C	13,965 µS/cm	1.25 mg/L	21.16 NTU	-60.5 mV		100.00 ml/min
5/17/2022 9:57 AM	09:00	6.62 pH	16.16 °C	13,930 µS/cm	1.12 mg/L	11.69 NTU	-62.4 mV		100.00 ml/min
5/17/2022 10:00 AM	12:00	6.62 pH	16.16 °C	13,927 µS/cm	1.07 mg/L	7.59 NTU	-63.1 mV		100.00 ml/min
5/17/2022 10:03 AM	15:00	6.62 pH	16.24 °C	13,886 µS/cm	1.04 mg/L	6.30 NTU	-63.2 mV		100.00 ml/min
5/17/2022 10:06 AM	18:00	6.62 pH	16.20 °C	13,872 µS/cm	1.00 mg/L	6.03 NTU	-63.0 mV		100.00 ml/min

Samples

Sample ID:	Description:
------------	--------------

Low-Flow Test Report:

Test Date / Time: 5/17/2022 10:50:38 AM

Project: A.B. Brown (2)

Operator Name: Hayley Torres

Location Name: CCR-LF-5 Well Diameter: 2 in Casing Type: PVC Screen Length: 10 ft Top of Screen: 20 ft Total Depth: 30 ft Initial Depth to Water: 21.32 ft	Pump Type: Dedicated Tubing Type: LDPE Pump Intake From TOC: 25 ft Estimated Total Volume Pumped: 2.5 gal Flow Cell Volume: 130 ml Final Flow Rate: 100 ml/min Final Draw Down: 0 ft	Instrument Used: Aqua TROLL 600 Serial Number: 651925
---	---	--

Test Notes:

Low-Flow Readings:

Date Time	Elapsed Time	pH	Temperature	Specific Conductivity	RDO Concentration	Turbidity	ORP	Depth to Water	Flow
		+/- 0.1	+/- 0.5	+/- 3 %	+/- 10 %	+/- 10	+/- 10	+/- 5	
5/17/2022 10:50 AM	00:00	6.81 pH	16.83 °C	4,509.1 µS/cm	1.34 mg/L	24.78 NTU	1.8 mV	21.32 ft	100.00 ml/min
5/17/2022 10:53 AM	03:00	6.80 pH	16.68 °C	4,189.0 µS/cm	1.12 mg/L	81.03 NTU	8.2 mV		100.00 ml/min
5/17/2022 10:56 AM	06:00	6.82 pH	16.43 °C	4,142.8 µS/cm	1.02 mg/L	33.75 NTU	11.9 mV		100.00 ml/min
5/17/2022 10:59 AM	09:00	6.82 pH	16.61 °C	4,239.8 µS/cm	0.84 mg/L	60.91 NTU	16.1 mV		100.00 ml/min
5/17/2022 11:02 AM	12:00	6.82 pH	16.53 °C	4,406.3 µS/cm	0.81 mg/L	29.68 NTU	19.3 mV		100.00 ml/min
5/17/2022 11:05 AM	15:00	6.82 pH	16.56 °C	4,638.3 µS/cm	0.82 mg/L	80.06 NTU	22.3 mV		100.00 ml/min
5/17/2022 11:08 AM	18:00	6.81 pH	16.56 °C	4,767.1 µS/cm	0.79 mg/L	37.32 NTU	23.2 mV		100.00 ml/min
5/17/2022 11:11 AM	21:00	6.81 pH	16.59 °C	4,814.1 µS/cm	0.43 mg/L	29.83 NTU	12.4 mV		100.00 ml/min
5/17/2022 11:14 AM	24:00	6.81 pH	16.60 °C	4,891.6 µS/cm	0.19 mg/L	24.08 NTU	14.3 mV		100.00 ml/min
5/17/2022 11:17 AM	27:00	6.81 pH	16.59 °C	4,892.7 µS/cm	0.16 mg/L	27.14 NTU	17.6 mV		100.00 ml/min

Samples

Sample ID:	Description:
------------	--------------

Low-Flow Test Report:

Test Date / Time: 5/17/2022 1:31:03 PM

Project: A.B. Brown (3)

Operator Name: Hayley Torres

Location Name: CCR-LF-6 Well Diameter: 2 in Casing Type: PVC Screen Length: 5 ft Top of Screen: 4.66 ft Total Depth: 9.66 ft Initial Depth to Water: 8.39 ft	Pump Type: Dedicated Tubing Type: LDPE Pump Intake From TOC: 6.5 ft Estimated Total Volume Pumped: 0.75 gal Flow Cell Volume: 130 ml Final Flow Rate: 100 ml/min Final Draw Down: 0 ft	Instrument Used: Aqua TROLL 600 Serial Number: 651925
---	---	--

Test Notes:

Low-Flow Readings:

Date Time	Elapsed Time	pH	Temperature	Specific Conductivity	RDO Concentration	Turbidity	ORP	Depth to Water	Flow
		+/- 0.1	+/- 0.5	+/- 3 %	+/- 10 %	+/- 10	+/- 10	+/- 5	
5/17/2022 1:31 PM	00:00	6.88 pH	23.19 °C	1,550.9 µS/cm	3.74 mg/L		119.5 mV	8.39 ft	100.00 ml/min
5/17/2022 1:34 PM	03:00	6.81 pH	22.70 °C	1,494.8 µS/cm	1.34 mg/L		119.5 mV		100.00 ml/min
5/17/2022 1:37 PM	06:00	6.83 pH	21.63 °C	1,557.9 µS/cm	1.54 mg/L		116.7 mV		100.00 ml/min
5/17/2022 1:40 PM	09:00	6.84 pH	21.40 °C	1,579.9 µS/cm	1.46 mg/L		113.2 mV		100.00 ml/min
5/17/2022 1:43 PM	12:00	6.84 pH	20.85 °C	1,567.8 µS/cm	1.48 mg/L		111.3 mV		100.00 ml/min
5/17/2022 1:46 PM	15:00	6.82 pH	20.73 °C	1,568.8 µS/cm	1.48 mg/L		110.6 mV		100.00 ml/min
5/17/2022 1:49 PM	18:00	6.77 pH	20.44 °C	1,562.9 µS/cm	1.45 mg/L		111.1 mV		100.00 ml/min
5/17/2022 1:52 PM	21:00	6.74 pH	20.58 °C	1,569.4 µS/cm	1.57 mg/L		111.1 mV		100.00 ml/min

Samples

Sample ID:	Description:
------------	--------------

Low-Flow Test Report:

Test Date / Time: 5/19/2022 6:47:38 AM

Project: AB BROWN (19)

Operator Name: Jon Hill

Location Name: CCR-SP-1 Well Diameter: 2 in Casing Type: PVC Screen Length: 10 ft Top of Screen: 10 ft Total Depth: 20 ft Initial Depth to Water: 11.5 ft	Pump Type: Sample Pro Tubing Type: LDPE Pump Intake From TOC: 15 ft Estimated Total Volume Pumped: 3600 ml Flow Cell Volume: 130 ml Final Flow Rate: 200 ml/min Final Draw Down: 0.26 ft	Instrument Used: Aqua TROLL 600 Serial Number: 707269
--	---	--

Test Notes:

1.0 gallons purged

Low-Flow Readings:

Date Time	Elapsed Time	pH	Temperature	Specific Conductivity	RDO Concentration	Turbidity	ORP	Depth to Water	Flow
		+/- 0.1	+/- 0.5	+/- 3 %	+/- 10 %	+/- 10	+/- 10	+/- 5	
5/19/2022 6:47 AM	00:00	6.78 pH	13.40 °C	2,480.3 µS/cm	7.60 mg/L	22.18 NTU	-5.4 mV	11.50 ft	200.00 ml/min
5/19/2022 6:50 AM	03:00	6.59 pH	13.38 °C	2,442.1 µS/cm	0.11 mg/L	8.68 NTU	-10.8 mV	11.57 ft	200.00 ml/min
5/19/2022 6:53 AM	06:00	6.61 pH	13.24 °C	2,416.8 µS/cm	0.07 mg/L	1.79 NTU	-16.4 mV	11.62 ft	200.00 ml/min
5/19/2022 6:56 AM	09:00	6.60 pH	13.30 °C	2,413.0 µS/cm	0.04 mg/L	1.08 NTU	-18.0 mV	11.66 ft	200.00 ml/min
5/19/2022 6:59 AM	12:00	6.60 pH	13.24 °C	2,406.0 µS/cm	0.03 mg/L	0.00 NTU	-20.3 mV	11.70 ft	200.00 ml/min
5/19/2022 7:02 AM	15:00	6.59 pH	13.28 °C	2,397.6 µS/cm	0.02 mg/L	0.00 NTU	-23.8 mV	11.72 ft	200.00 ml/min
5/19/2022 7:05 AM	18:00	6.60 pH	13.25 °C	2,398.7 µS/cm	0.02 mg/L	0.00 NTU	-26.7 mV	11.76 ft	200.00 ml/min

Samples

Sample ID: FB-2, MS/MSD-2	Description:
----------------------------------	---------------------

Low-Flow Test Report:

Test Date / Time: 5/19/2022 7:35:07 AM

Project: AB BROWN (20)

Operator Name: Jon Hill

Location Name: CCR-SP-2 Well Diameter: 2 cm Casing Type: PVC Screen Length: 10 ft Top of Screen: 10 ft Total Depth: 20 ft Initial Depth to Water: 13.79 ft	Pump Type: Sample Pro Tubing Type: LDPE Pump Intake From TOC: 15 ft Estimated Total Volume Pumped: 3600 ml Flow Cell Volume: 130 ml Final Flow Rate: 200 ml/min Final Draw Down: 0.23 ft	Instrument Used: Aqua TROLL 600 Serial Number: 707269
---	---	--

Test Notes:

1.0 gallons purged

Low-Flow Readings:

Date Time	Elapsed Time	pH	Temperature	Specific Conductivity	RDO Concentration	Turbidity	ORP	Depth to Water	Flow
		+/- 0.1	+/- 0.5	+/- 3 %	+/- 10 %	+/- 10	+/- 10	+/- 5	
5/19/2022 7:35 AM	00:00	6.83 pH	14.54 °C	1,434.1 µS/cm	0.79 mg/L	22.73 NTU	-50.3 mV	13.79 ft	200.00 ml/min
5/19/2022 7:38 AM	03:00	6.84 pH	14.35 °C	1,406.5 µS/cm	0.03 mg/L	6.23 NTU	-66.9 mV	13.82 ft	200.00 ml/min
5/19/2022 7:41 AM	06:00	6.85 pH	14.33 °C	1,431.6 µS/cm	0.01 mg/L	7.53 NTU	-75.0 mV	13.87 ft	200.00 ml/min
5/19/2022 7:44 AM	09:00	6.87 pH	14.31 °C	1,452.5 µS/cm	0.01 mg/L	7.69 NTU	-79.8 mV	13.92 ft	200.00 ml/min
5/19/2022 7:47 AM	12:00	6.88 pH	14.34 °C	1,469.1 µS/cm	0.00 mg/L	15.08 NTU	-83.4 mV	13.95 ft	200.00 ml/min
5/19/2022 7:50 AM	15:00	6.90 pH	14.35 °C	1,478.6 µS/cm	0.00 mg/L	27.46 NTU	-85.9 mV	13.99 ft	200.00 ml/min
5/19/2022 7:53 AM	18:00	6.91 pH	14.41 °C	1,502.8 µS/cm	0.01 mg/L	20.64 NTU	-86.6 mV	14.02 ft	200.00 ml/min

Samples

Sample ID:	Description:
------------	--------------

Low-Flow Test Report:

Test Date / Time: 5/19/2022 8:21:15 AM

Project: AB BROWN (21)

Operator Name: Jon Hill

Location Name: CCR-SP-3 Well Diameter: 2 in Casing Type: PVC Screen Length: 10 ft Top of Screen: 10 ft Total Depth: 20 ft Initial Depth to Water: 7.17 ft	Pump Type: Sample Pro Tubing Type: LDPE Pump Intake From TOC: 15 ft Estimated Total Volume Pumped: 3600 ml Flow Cell Volume: 130 ml Final Flow Rate: 200 ml/min Final Draw Down: 0.25 ft	Instrument Used: Aqua TROLL 600 Serial Number: 707269
--	---	--

Test Notes:

1.0 gallons purged

Low-Flow Readings:

Date Time	Elapsed Time	pH	Temperature	Specific Conductivity	RDO Concentration	Turbidity	ORP	Depth to Water	Flow
		+/- 0.1	+/- 0.5	+/- 3 %	+/- 10 %	+/- 10	+/- 10	+/- 5	
5/19/2022 8:21 AM	00:00	7.15 pH	13.96 °C	753.37 µS/cm	0.39 mg/L	217.45 NTU	-23.8 mV	7.17 ft	200.00 ml/min
5/19/2022 8:24 AM	03:00	7.11 pH	13.79 °C	749.01 µS/cm	0.04 mg/L	89.01 NTU	-24.9 mV	7.22 ft	200.00 ml/min
5/19/2022 8:27 AM	06:00	7.11 pH	13.57 °C	749.07 µS/cm	0.00 mg/L	57.86 NTU	-26.4 mV	7.25 ft	200.00 ml/min
5/19/2022 8:30 AM	09:00	7.09 pH	13.45 °C	748.08 µS/cm	0.00 mg/L	45.28 NTU	-25.9 mV	7.29 ft	200.00 ml/min
5/19/2022 8:33 AM	12:00	7.09 pH	13.50 °C	751.52 µS/cm	0.01 mg/L	28.30 NTU	-22.0 mV	7.33 ft	200.00 ml/min
5/19/2022 8:36 AM	15:00	7.10 pH	13.46 °C	763.13 µS/cm	0.08 mg/L	14.00 NTU	-19.6 mV	7.37 ft	200.00 ml/min
5/19/2022 8:39 AM	18:00	7.11 pH	13.51 °C	771.21 µS/cm	0.11 mg/L	7.41 NTU	-19.7 mV	7.42 ft	200.00 ml/min

Samples

Sample ID: DUP-2	Description:
-------------------------	---------------------

Low-Flow Test Report:

Test Date / Time: 5/18/2022 3:29:35 PM

Project: AB BROWN (18)

Operator Name: Jon Hill

Location Name: CCR-BK-1 Well Diameter: 2 in Casing Type: PVC Screen Length: 10 ft Top of Screen: 54 ft Total Depth: 64 ft	Pump Type: Sample Pro Tubing Type: LDPE Pump Intake From TOC: 59 ft Estimated Total Volume Pumped: 3600 ml Flow Cell Volume: 130 ml Final Flow Rate: 200 ml/min	Instrument Used: Aqua TROLL 600 Serial Number: 707269
--	--	--

Test Notes:

DTW - dry to top of pump. 0.5 gallons purged

Low-Flow Readings:

Date Time	Elapsed Time	pH	Temperature	Specific Conductivity	RDO Concentration	Turbidity	ORP	Depth to Water	Flow
		+/- 0.1	+/- 0.5	+/- 3 %	+/- 10 %	+/- 10	+/- 10	+/- 5	
5/18/2022 3:29 PM	00:00	7.07 pH	15.68 °C	556.25 µS/cm	6.12 mg/L	0.00 NTU	160.9 mV		200.00 ml/min
5/18/2022 3:32 PM	03:00	6.82 pH	15.36 °C	505.95 µS/cm	7.31 mg/L	0.00 NTU	176.2 mV		200.00 ml/min
5/18/2022 3:35 PM	06:00	6.84 pH	15.56 °C	500.85 µS/cm	7.01 mg/L	0.00 NTU	179.6 mV		200.00 ml/min
5/18/2022 3:38 PM	09:00	6.82 pH	15.42 °C	500.38 µS/cm	6.77 mg/L	0.00 NTU	183.5 mV		200.00 ml/min
5/18/2022 3:41 PM	12:00	6.85 pH	15.49 °C	499.78 µS/cm	6.59 mg/L	0.00 NTU	184.5 mV		200.00 ml/min
5/18/2022 3:44 PM	15:00	6.83 pH	15.62 °C	495.47 µS/cm	6.42 mg/L	0.00 NTU	186.7 mV		200.00 ml/min
5/18/2022 3:47 PM	18:00	6.85 pH	15.59 °C	496.55 µS/cm	6.26 mg/L	0.00 NTU	187.3 mV		200.00 ml/min

Samples

Sample ID:	Description:
------------	--------------

Low-Flow Test Report:

Test Date / Time: 5/18/2022 2:46:35 PM

Project: AB BROWN (17)

Operator Name: Jon Hill

Location Name: CCR-BK-2 Well Diameter: 2 in Casing Type: PVC Screen Length: 10 ft Top of Screen: 15.5 ft Total Depth: 25.5 ft Initial Depth to Water: 16.08 ft	Pump Type: Sample Pro Tubing Type: LDPE Pump Intake From TOC: 21 ft Estimated Total Volume Pumped: 3600 ml Flow Cell Volume: 130 ml Final Flow Rate: 200 ml/min Final Draw Down: 0 ft	Instrument Used: Aqua TROLL 600 Serial Number: 707269
---	--	--

Test Notes:

Low-Flow Readings:

Date Time	Elapsed Time	pH	Temperature	Specific Conductivity	RDO Concentration	Turbidity	ORP	Depth to Water	Flow
		+/- 0.1	+/- 0.5	+/- 3 %	+/- 10 %	+/- 10	+/- 10	+/- 5	
5/18/2022 2:46 PM	00:00	6.98 pH	15.10 °C	573.14 µS/cm	1.36 mg/L	28.62 NTU	170.0 mV	16.08 ft	200.00 ml/min
5/18/2022 2:49 PM	03:00	6.93 pH	15.05 °C	562.88 µS/cm	0.99 mg/L	23.92 NTU	171.3 mV	16.10 ft	200.00 ml/min
5/18/2022 2:52 PM	06:00	6.94 pH	15.04 °C	558.45 µS/cm	0.89 mg/L	8.77 NTU	170.7 mV	16.10 ft	200.00 ml/min
5/18/2022 2:55 PM	09:00	6.92 pH	14.74 °C	554.00 µS/cm	0.81 mg/L	4.39 NTU	171.7 mV	16.10 ft	200.00 ml/min
5/18/2022 2:58 PM	12:00	6.93 pH	14.72 °C	546.02 µS/cm	0.69 mg/L	5.87 NTU	172.0 mV	16.10 ft	200.00 ml/min
5/18/2022 3:01 PM	15:00	6.89 pH	14.70 °C	533.88 µS/cm	0.60 mg/L	3.85 NTU	174.2 mV	16.10 ft	200.00 ml/min
5/18/2022 3:04 PM	18:00	6.90 pH	14.78 °C	527.26 µS/cm	0.56 mg/L	0.32 NTU	174.0 mV	16.10 ft	200.00 ml/min

Samples

Sample ID: MS/MSD-3	Description:
----------------------------	---------------------

Low-Flow Test Report:

Test Date / Time: 11/2/2022 1:17:17 PM

Project: AB BROWN

Operator Name: Jon Hill

Location Name: CCR-AP-1R Well Diameter: 2 in Casing Type: PVC Screen Length: 10 ft Top of Screen: 27 ft Total Depth: 37 ft Initial Depth to Water: 19.87 ft	Pump Type: Dedicated Tubing Type: LDPE Pump Intake From TOC: 32 ft Estimated Total Volume Pumped: 3843.333 ml Flow Cell Volume: 130 ml Final Flow Rate: 200 ml/min Final Draw Down: 0 ft	Instrument Used: Aqua TROLL 500 Serial Number: 745345
--	---	--

Test Notes:

1.0 gallons purged

Low-Flow Readings:

Date Time	Elapsed Time	pH	Temperature	Specific Conductivity	RDO Concentration	Turbidity	ORP	Depth to Water	Flow
		+/- 0.1	+/- 0.5	+/- 3 %	+/- 10 %	+/- 10	+/- 10	+/- 5	
11/2/2022 1:17 PM	00:00	7.11 pH	15.30 °C	3,183.2 µS/cm	0.00 mg/L	3.05 NTU	44.8 mV	605.64 cm	200.00 ml/min
11/2/2022 1:20 PM	03:00	7.14 pH	15.23 °C	3,063.6 µS/cm	0.00 mg/L	3.68 NTU	33.2 mV	605.64 cm	200.00 ml/min
11/2/2022 1:23 PM	06:00	7.36 pH	15.27 °C	2,924.8 µS/cm	0.00 mg/L	5.54 NTU	22.7 mV	605.64 cm	200.00 ml/min
11/2/2022 1:26 PM	09:00	7.36 pH	15.21 °C	2,778.6 µS/cm	0.00 mg/L	11.08 NTU	18.2 mV	605.64 cm	200.00 ml/min
11/2/2022 1:29 PM	12:00	7.41 pH	15.29 °C	2,714.0 µS/cm	0.00 mg/L	19.86 NTU	12.9 mV	605.64 cm	200.00 ml/min
11/2/2022 1:32 PM	15:00	7.40 pH	15.18 °C	2,700.5 µS/cm	0.00 mg/L	34.37 NTU	10.8 mV	605.64 cm	200.00 ml/min
11/2/2022 1:33 PM	16:13	7.36 pH	15.31 °C	2,720.1 µS/cm	0.24 mg/L	0.00 NTU	12.5 mV	605.64 cm	200.00 ml/min
11/2/2022 1:36 PM	19:13	7.43 pH	15.26 °C	2,650.8 µS/cm	0.01 mg/L	0.00 NTU	6.1 mV	605.64 cm	200.00 ml/min

Samples

Sample ID:	Description:
------------	--------------

Low-Flow Test Report:

Test Date / Time: 11/8/2022 4:33:15 PM

Project: AB Brown (13)

Operator Name: Hayley Torres

Location Name: CCR-AP-2I Well Diameter: 2 in Casing Type: PVC Screen Length: 10 ft Top of Screen: 83 ft Total Depth: 93 ft Initial Depth to Water: 35.69 ft	Pump Type: Dedicated Tubing Type: LDPE Pump Intake From TOC: 88 ft Estimated Total Volume Pumped: 2100 ml Flow Cell Volume: 130 ml Final Flow Rate: 100 ml/min Final Draw Down: 4.42 ft	Instrument Used: Aqua TROLL 500 Serial Number: 625772
--	--	--

Test Notes:

Low-Flow Readings:

Date Time	Elapsed Time	pH	Temperature	Specific Conductivity	RDO Concentration	Turbidity	ORP	Depth to Water	Flow
		+/- 0.1	+/- 0.5	+/- 3 %	+/- 10 %	+/- 10	+/- 10	+/- 5	
11/8/2022 4:33 PM	00:00	7.49 pH	19.07 °C	870.50 µS/cm	3.79 mg/L	0.00 NTU	76.2 mV	1,087.8 cm	100.00 ml/min
11/8/2022 4:36 PM	03:00	7.48 pH	18.83 °C	868.44 µS/cm	1.75 mg/L	0.00 NTU	-26.4 mV	1,087.8 cm	100.00 ml/min
11/8/2022 4:39 PM	06:00	7.60 pH	18.62 °C	905.68 µS/cm	1.67 mg/L	0.00 NTU	-45.6 mV	1,087.8 cm	100.00 ml/min
11/8/2022 4:42 PM	09:00	7.63 pH	18.65 °C	890.10 µS/cm	1.65 mg/L	0.44 NTU	-59.9 mV	1,087.8 cm	100.00 ml/min
11/8/2022 4:45 PM	12:00	7.58 pH	18.58 °C	875.76 µS/cm	1.65 mg/L	1.65 NTU	-75.5 mV	1,087.8 cm	100.00 ml/min
11/8/2022 4:48 PM	15:00	7.56 pH	18.73 °C	871.09 µS/cm	1.56 mg/L	4.07 NTU	-82.7 mV	1,087.8 cm	100.00 ml/min
11/8/2022 4:51 PM	18:00	7.54 pH	18.68 °C	864.91 µS/cm	1.47 mg/L	6.65 NTU	-87.1 mV	1,087.8 cm	100.00 ml/min
11/8/2022 4:54 PM	21:00	7.54 pH	18.92 °C	863.49 µS/cm	1.42 mg/L	8.23 NTU	-88.1 mV	1,087.8 cm	100.00 ml/min

Samples

Sample ID:	Description:
------------	--------------

Low-Flow Test Report:

Test Date / Time: 11/8/2022 2:21:18 PM

Project: AB Brown (12)

Operator Name: Hayley Torres

Location Name: CCR-AP-2R Well Diameter: 2 in Casing Type: PVC Screen Length: 10 ft Top of Screen: 43.3 ft Total Depth: 53.3 ft	Pump Type: Dedicated Tubing Type: LDPE Pump Intake From TOC: 48.3 ft Estimated Total Volume Pumped: 9900 ml Flow Cell Volume: 130 ml Final Flow Rate: 100 ml/min Final Draw Down: 0.11 ft	Instrument Used: Aqua TROLL 500 Serial Number: 625772
---	--	--

Test Notes:

Low-Flow Readings:

Date Time	Elapsed Time	pH	Temperature	Specific Conductivity	RDO Concentration	Turbidity	ORP	Depth to Water	Flow
		+/- 0.1	+/- 0.5	+/- 3 %	+/- 10 %	+/- 10	+/- 10	+/- 5	
11/8/2022 2:21 PM	00:00	6.76 pH	19.16 °C	2,740.3 µS/cm	2.56 mg/L	334.76 NTU	91.1 mV		100.00 ml/min
11/8/2022 2:24 PM	03:00	6.74 pH	18.70 °C	1,903.5 µS/cm	1.21 mg/L	2,136.5 NTU	81.8 mV		100.00 ml/min
11/8/2022 2:27 PM	06:00	6.73 pH	18.45 °C	1,779.5 µS/cm	0.63 mg/L	2,475.6 NTU	79.4 mV		100.00 ml/min
11/8/2022 2:30 PM	09:00	6.73 pH	18.45 °C	1,730.7 µS/cm	0.46 mg/L	6,335.5 NTU	78.0 mV		100.00 ml/min
11/8/2022 2:33 PM	12:00	6.74 pH	18.36 °C	1,726.7 µS/cm	1.11 mg/L	30.94 NTU	78.5 mV		100.00 ml/min
11/8/2022 2:36 PM	15:00	6.71 pH	18.23 °C	1,718.8 µS/cm	0.41 mg/L	95.84 NTU	78.4 mV		100.00 ml/min
11/8/2022 2:39 PM	18:00	6.71 pH	18.24 °C	1,716.4 µS/cm	0.34 mg/L	128.34 NTU	78.0 mV		100.00 ml/min
11/8/2022 2:42 PM	21:00	6.71 pH	18.16 °C	1,714.9 µS/cm	0.31 mg/L	134.50 NTU	77.8 mV		100.00 ml/min
11/8/2022 2:45 PM	24:00	6.71 pH	18.21 °C	1,713.6 µS/cm	0.32 mg/L	152.02 NTU	77.7 mV		100.00 ml/min
11/8/2022 2:48 PM	27:00	6.71 pH	18.20 °C	1,714.7 µS/cm	0.34 mg/L	171.83 NTU	77.5 mV		100.00 ml/min
11/8/2022 2:51 PM	30:00	6.69 pH	18.22 °C	1,761.2 µS/cm	0.34 mg/L	169.16 NTU	79.7 mV		100.00 ml/min
11/8/2022 2:54 PM	33:00	6.69 pH	18.22 °C	2,081.0 µS/cm	0.33 mg/L	158.15 NTU	88.3 mV		100.00 ml/min
11/8/2022 2:57 PM	36:00	6.69 pH	18.26 °C	2,468.0 µS/cm	0.37 mg/L	156.94 NTU	95.1 mV		100.00 ml/min
11/8/2022 3:00 PM	39:00	6.72 pH	18.26 °C	2,861.5 µS/cm	0.84 mg/L	159.67 NTU	98.7 mV		100.00 ml/min
11/8/2022 3:03 PM	42:00	6.71 pH	18.24 °C	3,089.9 µS/cm	0.58 mg/L	505.92 NTU	102.9 mV		100.00 ml/min

11/8/2022 3:06 PM	45:00	6.72 pH	18.22 °C	3,279.0 µS/cm	0.53 mg/L	527.25 NTU	105.2 mV		100.00 ml/min
11/8/2022 3:09 PM	48:00	6.73 pH	18.22 °C	3,424.8 µS/cm	1.54 mg/L	310.95 NTU	106.6 mV		100.00 ml/min
11/8/2022 3:12 PM	51:00	6.73 pH	18.15 °C	3,529.2 µS/cm	0.60 mg/L	980.32 NTU	108.1 mV		100.00 ml/min
11/8/2022 3:15 PM	54:00	6.74 pH	18.11 °C	3,643.5 µS/cm	0.60 mg/L	954.52 NTU	109.5 mV		100.00 ml/min
11/8/2022 3:18 PM	57:00	6.74 pH	18.14 °C	3,720.5 µS/cm	0.61 mg/L	945.75 NTU	110.3 mV		100.00 ml/min
11/8/2022 3:21 PM	01:00:00	6.74 pH	18.11 °C	3,810.7 µS/cm	0.61 mg/L	948.80 NTU	111.3 mV		100.00 ml/min
11/8/2022 3:24 PM	01:03:00	6.75 pH	18.14 °C	3,873.8 µS/cm	0.62 mg/L	933.65 NTU	111.9 mV		100.00 ml/min
11/8/2022 3:27 PM	01:06:00	6.75 pH	18.09 °C	3,946.1 µS/cm	0.61 mg/L	933.74 NTU	112.7 mV		100.00 ml/min
11/8/2022 3:30 PM	01:09:00	6.75 pH	18.11 °C	3,993.7 µS/cm	0.63 mg/L	940.19 NTU	113.2 mV		100.00 ml/min
11/8/2022 3:33 PM	01:12:00	6.76 pH	18.09 °C	4,052.6 µS/cm	0.63 mg/L	904.40 NTU	113.7 mV		100.00 ml/min
11/8/2022 3:36 PM	01:15:00	6.76 pH	18.14 °C	4,096.3 µS/cm	0.63 mg/L	974.01 NTU	114.1 mV		100.00 ml/min
11/8/2022 3:39 PM	01:18:00	6.76 pH	18.14 °C	4,137.9 µS/cm	0.64 mg/L	865.28 NTU	114.5 mV		100.00 ml/min
11/8/2022 3:42 PM	01:21:00	6.76 pH	18.16 °C	4,185.0 µS/cm	0.62 mg/L	865.67 NTU	114.8 mV		100.00 ml/min
11/8/2022 3:45 PM	01:24:00	6.77 pH	18.16 °C	4,222.2 µS/cm	0.62 mg/L	849.54 NTU	115.2 mV		100.00 ml/min
11/8/2022 3:48 PM	01:27:00	6.77 pH	18.17 °C	4,250.7 µS/cm	0.62 mg/L	841.88 NTU	115.5 mV		100.00 ml/min
11/8/2022 3:51 PM	01:30:00	6.79 pH	18.18 °C	4,283.7 µS/cm	0.99 mg/L	0.12 NTU	114.5 mV		100.00 ml/min
11/8/2022 3:54 PM	01:33:00	6.78 pH	18.15 °C	4,312.2 µS/cm	0.64 mg/L	0.02 NTU	115.5 mV		100.00 ml/min
11/8/2022 3:57 PM	01:36:00	6.78 pH	18.13 °C	4,335.3 µS/cm	0.64 mg/L	0.00 NTU	115.8 mV		100.00 ml/min
11/8/2022 4:00 PM	01:39:00	6.78 pH	18.13 °C	4,361.5 µS/cm	0.65 mg/L	0.28 NTU	116.1 mV		100.00 ml/min

Samples

Sample ID:	Description:
------------	--------------

Low-Flow Test Report:

Test Date / Time: 11/9/2022 10:21:14 AM

Project: AB Brown (14)

Operator Name: Hayley Torres

Location Name: CCR-AP-3R Well Diameter: 2 in Casing Type: PVC Screen Length: 10 ft Top of Screen: 37 ft Total Depth: 47 ft Initial Depth to Water: 38.21 ft	Pump Type: Dedicated Tubing Type: LDPE Pump Intake From TOC: 42 ft Estimated Total Volume Pumped: 3000 ml Flow Cell Volume: 130 ml Final Flow Rate: 100 ml/min Final Draw Down: 0.01 ft	Instrument Used: Aqua TROLL 500 Serial Number: 625772
--	--	--

Test Notes:

Low-Flow Readings:

Date Time	Elapsed Time	pH	Temperature	Specific Conductivity	RDO Concentration	Turbidity	ORP	Depth to Water	Flow
		+/- 0.1	+/- 0.5	+/- 3 %	+/- 10 %	+/- 10	+/- 10	+/- 5	
11/9/2022 10:21 AM	00:00	6.94 pH	19.02 °C	5,213.4 µS/cm	2.80 mg/L	0.25 NTU	106.2 mV	1,164.6 cm	100.00 ml/min
11/9/2022 10:24 AM	03:00	6.90 pH	19.38 °C	6,137.4 µS/cm	1.26 mg/L	0.01 NTU	99.8 mV	1,164.6 cm	100.00 ml/min
11/9/2022 10:27 AM	06:00	6.88 pH	19.50 °C	6,272.9 µS/cm	0.81 mg/L	0.00 NTU	95.4 mV	1,164.6 cm	100.00 ml/min
11/9/2022 10:30 AM	09:00	6.87 pH	20.07 °C	6,283.8 µS/cm	0.92 mg/L	0.00 NTU	92.0 mV	1,164.6 cm	100.00 ml/min
11/9/2022 10:33 AM	12:00	6.86 pH	20.26 °C	6,292.9 µS/cm	0.92 mg/L	0.09 NTU	89.7 mV	1,164.6 cm	100.00 ml/min
11/9/2022 10:36 AM	15:00	6.86 pH	20.48 °C	6,294.9 µS/cm	0.88 mg/L	0.19 NTU	88.4 mV	1,164.6 cm	100.00 ml/min
11/9/2022 10:39 AM	18:00	6.86 pH	20.47 °C	6,286.3 µS/cm	0.82 mg/L	0.21 NTU	87.4 mV	1,164.6 cm	100.00 ml/min
11/9/2022 10:42 AM	21:00	6.86 pH	20.81 °C	6,290.1 µS/cm	0.75 mg/L	0.29 NTU	86.5 mV	1,164.6 cm	100.00 ml/min
11/9/2022 10:45 AM	24:00	6.86 pH	20.61 °C	6,278.5 µS/cm	0.72 mg/L	0.36 NTU	85.8 mV	1,164.6 cm	100.00 ml/min
11/9/2022 10:48 AM	27:00	6.86 pH	21.01 °C	6,289.3 µS/cm	0.66 mg/L	0.47 NTU	85.1 mV	1,164.6 cm	100.00 ml/min
11/9/2022 10:51 AM	30:00	6.86 pH	20.87 °C	6,276.6 µS/cm	0.65 mg/L	0.52 NTU	84.6 mV	1,164.6 cm	100.00 ml/min

Samples

Sample ID:	Description:
------------	--------------

Low-Flow Test Report:

Test Date / Time: 11/2/2022 2:03:13 PM

Project: AB BROWN (2)

Operator Name: Jon Hill

Location Name: CCR-AP-4R Well Diameter: 2 in Casing Type: PVC Screen Length: 10 ft Top of Screen: 38 ft Total Depth: 48 ft Initial Depth to Water: 35.2 ft	Pump Type: Dedicated Tubing Type: LDPE Pump Intake From TOC: 43 ft Estimated Total Volume Pumped: 6000 ml Flow Cell Volume: 130 ml Final Flow Rate: 200 ml/min Final Draw Down: 0 ft	Instrument Used: Aqua TROLL 500 Serial Number: 745345
---	---	--

Test Notes:

1.5 gallons purged

Low-Flow Readings:

Date Time	Elapsed Time	pH	Temperature	Specific Conductivity	RDO Concentration	Turbidity	ORP	Depth to Water	Flow
		+/- 0.1	+/- 0.5	+/- 3 %	+/- 10 %	+/- 10	+/- 10	+/- 5	
11/2/2022 2:03 PM	00:00	7.49 pH	14.70 °C	988.14 µS/cm	7.40 mg/L	126.58 NTU	-16.0 mV	1,072.9 cm	200.00 ml/min
11/2/2022 2:06 PM	03:00	7.50 pH	14.06 °C	987.87 µS/cm	7.23 mg/L	123.55 NTU	-7.5 mV	1,072.9 cm	200.00 ml/min
11/2/2022 2:09 PM	06:00	7.51 pH	14.09 °C	991.89 µS/cm	7.00 mg/L	76.74 NTU	-1.2 mV	1,072.9 cm	200.00 ml/min
11/2/2022 2:12 PM	09:00	7.63 pH	14.03 °C	978.74 µS/cm	6.92 mg/L	121.53 NTU	-2.3 mV	1,072.9 cm	200.00 ml/min
11/2/2022 2:15 PM	12:00	7.67 pH	14.13 °C	972.94 µS/cm	6.79 mg/L	122.65 NTU	0.1 mV	1,072.9 cm	200.00 ml/min
11/2/2022 2:18 PM	15:00	7.71 pH	14.02 °C	985.96 µS/cm	7.01 mg/L	40.70 NTU	2.0 mV	1,072.9 cm	200.00 ml/min
11/2/2022 2:21 PM	18:00	7.72 pH	14.15 °C	981.81 µS/cm	6.78 mg/L	31.88 NTU	4.4 mV	1,072.9 cm	200.00 ml/min
11/2/2022 2:24 PM	21:00	7.72 pH	14.02 °C	988.20 µS/cm	6.67 mg/L	32.20 NTU	6.7 mV	1,072.9 cm	200.00 ml/min
11/2/2022 2:27 PM	24:00	7.72 pH	14.08 °C	989.04 µS/cm	6.65 mg/L	53.23 NTU	9.3 mV	1,072.9 cm	200.00 ml/min
11/2/2022 2:30 PM	27:00	7.72 pH	14.08 °C	994.28 µS/cm	6.62 mg/L	53.04 NTU	11.1 mV	1,072.9 cm	200.00 ml/min
11/2/2022 2:33 PM	30:00	7.57 pH	14.09 °C	1,011.2 µS/cm	6.93 mg/L	13.04 NTU	13.5 mV	1,072.9 cm	200.00 ml/min

Samples

Sample ID:	Description:
------------	--------------

Low-Flow Test Report:

Test Date / Time: 11/3/2022 2:52:46 PM

Project: AB BROWN (8)

Operator Name: Jon Hill

Location Name: CCR-AP5R Well Diameter: 2 in Casing Type: PVC Screen Length: 10 ft Top of Screen: 35 ft Total Depth: 45 ft Initial Depth to Water: 36.1 ft	Pump Type: Dedicated Tubing Type: LDPE Pump Intake From TOC: 40 ft Estimated Total Volume Pumped: 3600 ml Flow Cell Volume: 130 ml Final Flow Rate: 200 ml/min Final Draw Down: 0 ft	Instrument Used: Aqua TROLL 500 Serial Number: 745345
--	---	--

Test Notes:

1.0 gallons purged

Low-Flow Readings:

Date Time	Elapsed Time	pH	Temperature	Specific Conductivity	RDO Concentration	Turbidity	ORP	Depth to Water	Flow
		+/- 0.1	+/- 0.5	+/- 3 %	+/- 10 %	+/- 10	+/- 10	+/- 5	
11/3/2022 2:52 PM	00:00	7.35 pH	16.89 °C	7,527.8 µS/cm	1.00 mg/L	6.11 NTU	51.2 mV	1,100.3 cm	200.00 ml/min
11/3/2022 2:55 PM	03:00	7.34 pH	16.81 °C	7,559.1 µS/cm	0.35 mg/L	7.89 NTU	51.9 mV	1,100.3 cm	200.00 ml/min
11/3/2022 2:58 PM	06:00	7.28 pH	16.72 °C	7,565.1 µS/cm	0.26 mg/L	7.78 NTU	49.1 mV	1,100.3 cm	200.00 ml/min
11/3/2022 3:01 PM	09:00	7.29 pH	16.80 °C	7,393.2 µS/cm	0.21 mg/L	10.28 NTU	44.0 mV	1,100.3 cm	200.00 ml/min
11/3/2022 3:04 PM	12:00	7.26 pH	16.77 °C	7,285.1 µS/cm	0.19 mg/L	12.09 NTU	37.5 mV	1,100.3 cm	200.00 ml/min
11/3/2022 3:07 PM	15:00	7.28 pH	16.82 °C	7,187.7 µS/cm	0.18 mg/L	9.77 NTU	35.4 mV	1,100.3 cm	200.00 ml/min
11/3/2022 3:10 PM	18:00	7.26 pH	16.74 °C	7,119.1 µS/cm	0.17 mg/L	9.62 NTU	36.8 mV	1,100.3 cm	200.00 ml/min

Samples

Sample ID:	Description:
------------	--------------

Low-Flow Test Report:

Test Date / Time: 11/3/2022 2:00:13 PM

Project: AB BROWN (7)

Operator Name: Jon Hill

Location Name: CCR-AP-7R Well Diameter: 2 in Casing Type: PVC Screen Length: 10 ft Top of Screen: 43.5 ft Total Depth: 53.5 ft Initial Depth to Water: 35.95 ft	Pump Type: Dedicated Tubing Type: LDPE Pump Intake From TOC: 49 ft Estimated Total Volume Pumped: 4800 ml Flow Cell Volume: 130 ml Final Flow Rate: 200 ml/min Final Draw Down: 0 ft	Instrument Used: Aqua TROLL 500 Serial Number: 745345
--	---	--

Test Notes:

1.25 gallons purged

Low-Flow Readings:

Date Time	Elapsed Time	pH	Temperature	Specific Conductivity	RDO Concentration	Turbidity	ORP	Depth to Water	Flow
		+/- 0.1	+/- 0.5	+/- 3 %	+/- 10 %	+/- 10	+/- 10	+/- 5	
11/3/2022 2:00 PM	00:00	6.64 pH	14.37 °C	5,739.8 µS/cm	7.49 mg/L	126.51 NTU	25.1 mV	1,095.8 cm	200.00 ml/min
11/3/2022 2:03 PM	03:00	6.60 pH	14.39 °C	5,740.9 µS/cm	7.39 mg/L	327.69 NTU	32.7 mV	1,095.8 cm	200.00 ml/min
11/3/2022 2:06 PM	06:00	6.60 pH	14.28 °C	5,734.7 µS/cm	7.58 mg/L	308.06 NTU	36.9 mV	1,095.8 cm	200.00 ml/min
11/3/2022 2:09 PM	09:00	6.60 pH	14.34 °C	5,738.8 µS/cm	7.70 mg/L	89.24 NTU	40.7 mV	1,095.8 cm	200.00 ml/min
11/3/2022 2:12 PM	12:00	6.61 pH	14.28 °C	5,773.3 µS/cm	7.64 mg/L	212.96 NTU	43.3 mV	1,095.8 cm	200.00 ml/min
11/3/2022 2:15 PM	15:00	6.60 pH	14.36 °C	5,750.5 µS/cm	7.51 mg/L	108.12 NTU	46.1 mV	1,095.8 cm	200.00 ml/min
11/3/2022 2:18 PM	18:00	6.62 pH	14.33 °C	5,751.5 µS/cm	7.79 mg/L	28.91 NTU	47.7 mV	1,095.8 cm	200.00 ml/min
11/3/2022 2:21 PM	21:00	6.76 pH	14.37 °C	5,724.0 µS/cm	7.74 mg/L	63.79 NTU	50.5 mV	1,095.8 cm	200.00 ml/min
11/3/2022 2:24 PM	24:00	6.74 pH	14.44 °C	5,758.1 µS/cm	8.43 mg/L	24.74 NTU	49.8 mV	1,095.8 cm	200.00 ml/min

Samples

Sample ID:	Description:
------------	--------------

Low-Flow Test Report:

Test Date / Time: 11/3/2022 10:36:40 AM

Project: AB BROWN (5)

Operator Name: Jon Hill

Location Name: CCR-AP-9 Well Diameter: 2 in Casing Type: PVC Screen Length: 10 ft Top of Screen: 25.2 ft Total Depth: 35.2 ft Initial Depth to Water: 8.88 ft	Pump Type: Dedicated Tubing Type: LDPE Pump Intake From TOC: 31 ft Estimated Total Volume Pumped: 4200 ml Flow Cell Volume: 130 ml Final Flow Rate: 200 ml/min Final Draw Down: 0 ft	Instrument Used: Aqua TROLL 500 Serial Number: 745345
--	---	--

Test Notes:

1.0 gallons purged

Low-Flow Readings:

Date Time	Elapsed Time	pH	Temperature	Specific Conductivity	RDO Concentration	Turbidity	ORP	Depth to Water	Flow
		+/- 0.1	+/- 0.5	+/- 3 %	+/- 10 %	+/- 10	+/- 10	+/- 5	
11/3/2022 10:36 AM	00:00	7.27 pH	18.58 °C	9,521.5 µS/cm	0.71 mg/L	49.31 NTU	-7.0 mV	270.66 cm	200.00 ml/min
11/3/2022 10:39 AM	03:00	7.38 pH	18.67 °C	9,364.8 µS/cm	0.14 mg/L	18.98 NTU	-54.4 mV	270.66 cm	200.00 ml/min
11/3/2022 10:42 AM	06:00	7.37 pH	18.77 °C	9,397.3 µS/cm	0.02 mg/L	14.79 NTU	-78.5 mV	270.66 cm	200.00 ml/min
11/3/2022 10:45 AM	09:00	7.33 pH	18.81 °C	9,475.6 µS/cm	0.00 mg/L	8.87 NTU	-89.9 mV	270.66 cm	200.00 ml/min
11/3/2022 10:48 AM	12:00	7.35 pH	18.87 °C	9,590.4 µS/cm	0.00 mg/L	9.14 NTU	-100.4 mV	270.66 cm	200.00 ml/min
11/3/2022 10:51 AM	15:00	7.30 pH	18.86 °C	9,687.8 µS/cm	0.00 mg/L	7.14 NTU	-103.9 mV	270.66 cm	200.00 ml/min
11/3/2022 10:54 AM	18:00	7.33 pH	18.83 °C	9,843.4 µS/cm	0.00 mg/L	7.37 NTU	-111.1 mV	270.66 cm	200.00 ml/min
11/3/2022 10:57 AM	21:00	7.29 pH	18.78 °C	9,921.7 µS/cm	0.00 mg/L	7.98 NTU	-113.5 mV	270.66 cm	200.00 ml/min

Samples

Sample ID:	Description:
------------	--------------

Low-Flow Test Report:

Test Date / Time: 11/2/2022 2:55:53 PM

Project: AB BROWN (3)

Operator Name: Jon Hill

Location Name: CCR-AP-10 Well Diameter: 2 in Casing Type: PVC Screen Length: 10 ft Top of Screen: 33.2 ft Total Depth: 43.2 ft Initial Depth to Water: 37.2 ft	Pump Type: Dedicated Tubing Type: LDPE Pump Intake From TOC: 38 ft Estimated Total Volume Pumped: 8793.333 ml Flow Cell Volume: 130 ml Final Flow Rate: 200 ml/min Final Draw Down: 0 ft	Instrument Used: Aqua TROLL 500 Serial Number: 745345
---	---	--

Test Notes:

2.5 gallons purged

Low-Flow Readings:

Date Time	Elapsed Time	pH	Temperature	Specific Conductivity	RDO Concentration	Turbidity	ORP	Depth to Water	Flow
		+/- 0.1	+/- 0.5	+/- 3 %	+/- 10 %	+/- 10	+/- 10	+/- 5	
11/2/2022 2:55 PM	00:00	7.65 pH	15.43 °C	4,038.7 µS/cm	1.43 mg/L	138.21 NTU	81.2 mV	1,133.9 cm	200.00 ml/min
11/2/2022 2:58 PM	03:00	7.64 pH	15.47 °C	3,787.9 µS/cm	1.00 mg/L	343.09 NTU	69.0 mV	1,133.9 cm	200.00 ml/min
11/2/2022 3:01 PM	06:00	7.67 pH	14.00 °C	3,678.6 µS/cm	1.53 mg/L	363.25 NTU	62.5 mV	1,133.9 cm	200.00 ml/min
11/2/2022 3:04 PM	09:00	7.54 pH	14.04 °C	3,540.6 µS/cm	1.31 mg/L	824.16 NTU	53.9 mV	1,133.9 cm	200.00 ml/min
11/2/2022 3:07 PM	12:00	7.57 pH	14.24 °C	3,651.5 µS/cm	0.89 mg/L	1,596.7 NTU	50.3 mV	1,133.9 cm	200.00 ml/min
11/2/2022 3:10 PM	15:00	7.58 pH	14.12 °C	3,605.3 µS/cm	0.66 mg/L	298.27 NTU	46.9 mV	1,133.9 cm	200.00 ml/min
11/2/2022 3:13 PM	18:00	7.59 pH	14.13 °C	3,596.3 µS/cm	0.76 mg/L	372.12 NTU	43.9 mV	1,133.9 cm	200.00 ml/min
11/2/2022 3:15 PM	19:58	7.59 pH	14.07 °C	3,200.1 µS/cm	0.78 mg/L	230.36 NTU	43.1 mV	1,133.9 cm	200.00 ml/min
11/2/2022 3:18 PM	22:58	7.60 pH	14.10 °C	3,600.0 µS/cm	0.76 mg/L	258.09 NTU	41.4 mV	1,133.9 cm	200.00 ml/min
11/2/2022 3:21 PM	25:58	7.58 pH	14.04 °C	3,599.9 µS/cm	0.65 mg/L	208.53 NTU	40.5 mV	1,133.9 cm	200.00 ml/min
11/2/2022 3:24 PM	28:58	7.59 pH	14.14 °C	3,591.4 µS/cm	0.66 mg/L	162.14 NTU	39.2 mV	1,133.9 cm	200.00 ml/min
11/2/2022 3:27 PM	31:58	7.57 pH	14.08 °C	3,591.0 µS/cm	0.71 mg/L	111.16 NTU	39.0 mV	1,133.9 cm	200.00 ml/min
11/2/2022 3:30 PM	34:58	7.58 pH	14.16 °C	3,588.5 µS/cm	0.66 mg/L	86.72 NTU	37.7 mV	1,133.9 cm	200.00 ml/min
11/2/2022 3:33 PM	37:58	7.57 pH	14.09 °C	3,583.5 µS/cm	0.63 mg/L	99.45 NTU	37.7 mV	1,133.9 cm	200.00 ml/min
11/2/2022 3:36 PM	40:58	7.58 pH	14.17 °C	3,581.5 µS/cm	0.61 mg/L	114.47 NTU	36.2 mV	1,133.9 cm	200.00 ml/min

11/2/2022 3:39 PM	43:58	7.57 pH	14.17 °C	3,588.6 µS/cm	0.63 mg/L	91.45 NTU	36.1 mV	1,133.9 cm	200.00 ml/min
----------------------	-------	---------	----------	------------------	-----------	-----------	---------	------------	---------------

Samples

Sample ID:	Description:
------------	--------------

Created using VuSitu from In-Situ, Inc.

Low-Flow Test Report:

Test Date / Time: 11/3/2022 8:56:17 AM

Project: AB BROWN (4)

Operator Name: Jon Hill

Location Name: CCR-AP-11 Well Diameter: 2 in Casing Type: PVC Screen Length: 10 ft Top of Screen: 16 ft Total Depth: 26 ft Initial Depth to Water: 15.03 ft	Pump Type: Dedicated Tubing Type: LDPE Pump Intake From TOC: 21 ft Estimated Total Volume Pumped: 13800 ml Flow Cell Volume: 130 ml Final Flow Rate: 200 ml/min Final Draw Down: 0 ft	Instrument Used: Aqua TROLL 500 Serial Number: 745345
--	--	--

Test Notes:

3.0 gallons purged

Low-Flow Readings:

Date Time	Elapsed Time	pH	Temperature	Specific Conductivity	RDO Concentration	Turbidity	ORP	Depth to Water	Flow
		+/- 0.1	+/- 0.5	+/- 3 %	+/- 10 %	+/- 10	+/- 10	+/- 5	
11/3/2022 8:56 AM	00:00	7.36 pH	15.98 °C	952.27 µS/cm	1.23 mg/L	1,106.4 NTU	51.7 mV	458.11 cm	200.00 ml/min
11/3/2022 8:59 AM	03:00	7.31 pH	16.41 °C	946.15 µS/cm	1.27 mg/L	592.68 NTU	46.8 mV	458.11 cm	200.00 ml/min
11/3/2022 9:02 AM	06:00	7.32 pH	16.55 °C	946.35 µS/cm	1.25 mg/L	534.24 NTU	42.2 mV	458.11 cm	200.00 ml/min
11/3/2022 9:05 AM	09:00	7.28 pH	16.71 °C	941.12 µS/cm	1.98 mg/L	491.98 NTU	38.6 mV	458.11 cm	200.00 ml/min
11/3/2022 9:08 AM	12:00	7.29 pH	16.69 °C	943.72 µS/cm	1.53 mg/L	615.41 NTU	37.5 mV	458.11 cm	200.00 ml/min
11/3/2022 9:11 AM	15:00	7.25 pH	16.82 °C	943.77 µS/cm	1.22 mg/L	697.71 NTU	38.7 mV	458.11 cm	200.00 ml/min
11/3/2022 9:14 AM	18:00	7.26 pH	16.81 °C	943.89 µS/cm	1.53 mg/L	951.99 NTU	36.9 mV	458.11 cm	200.00 ml/min
11/3/2022 9:17 AM	21:00	7.24 pH	16.84 °C	942.82 µS/cm	1.31 mg/L	1,165.3 NTU	37.0 mV	458.11 cm	200.00 ml/min
11/3/2022 9:20 AM	24:00	7.15 pH	16.81 °C	945.35 µS/cm	1.26 mg/L	1,468.9 NTU	42.2 mV	458.11 cm	200.00 ml/min
11/3/2022 9:23 AM	27:00	7.24 pH	16.82 °C	944.02 µS/cm	1.37 mg/L	1,422.8 NTU	36.3 mV	458.11 cm	200.00 ml/min
11/3/2022 9:26 AM	30:00	7.16 pH	16.80 °C	944.75 µS/cm	1.52 mg/L	1,775.2 NTU	40.7 mV	458.11 cm	200.00 ml/min
11/3/2022 9:29 AM	33:00	7.24 pH	16.84 °C	942.61 µS/cm	1.58 mg/L	1,568.2 NTU	35.3 mV	458.11 cm	200.00 ml/min
11/3/2022 9:32 AM	36:00	7.22 pH	16.77 °C	927.64 µS/cm	2.19 mg/L	2,015.7 NTU	37.4 mV	458.11 cm	200.00 ml/min
11/3/2022 9:35 AM	39:00	7.27 pH	16.81 °C	901.05 µS/cm	1.99 mg/L	1,726.1 NTU	33.5 mV	458.11 cm	200.00 ml/min
11/3/2022 9:38 AM	42:00	7.23 pH	16.84 °C	916.89 µS/cm	2.02 mg/L	1,357.6 NTU	35.7 mV	458.11 cm	200.00 ml/min

11/3/2022 9:41 AM	45:00	7.27 pH	16.82 °C	873.35 µS/cm	2.11 mg/L	871.07 NTU	33.3 mV	458.11 cm	200.00 ml/min
11/3/2022 9:44 AM	48:00	7.23 pH	16.80 °C	887.73 µS/cm	2.17 mg/L	506.41 NTU	36.4 mV	458.11 cm	200.00 ml/min
11/3/2022 9:47 AM	51:00	7.29 pH	16.78 °C	882.21 µS/cm	2.29 mg/L	377.60 NTU	32.9 mV	458.11 cm	200.00 ml/min
11/3/2022 9:50 AM	54:00	7.24 pH	16.79 °C	891.50 µS/cm	2.43 mg/L	311.30 NTU	36.3 mV	458.11 cm	200.00 ml/min
11/3/2022 9:53 AM	57:00	7.28 pH	16.74 °C	834.80 µS/cm	2.24 mg/L	180.25 NTU	33.6 mV	458.11 cm	200.00 ml/min
11/3/2022 9:56 AM	01:00:00	7.27 pH	16.78 °C	932.31 µS/cm	2.40 mg/L	131.26 NTU	35.0 mV	458.11 cm	200.00 ml/min
11/3/2022 9:59 AM	01:03:00	7.31 pH	16.74 °C	928.00 µS/cm	2.39 mg/L	111.93 NTU	32.7 mV	458.11 cm	200.00 ml/min
11/3/2022 10:02 AM	01:06:00	7.25 pH	16.77 °C	940.15 µS/cm	2.41 mg/L	93.52 NTU	36.2 mV	458.11 cm	200.00 ml/min
11/3/2022 10:05 AM	01:09:00	7.31 pH	16.75 °C	918.81 µS/cm	2.51 mg/L	96.97 NTU	33.0 mV	458.11 cm	200.00 ml/min

Samples

Sample ID:	Description:
------------	--------------

Low-Flow Test Report:

Test Date / Time: 11/2/2022 2:07:42 PM

Project: AB Brown

Operator Name: Hayley Torres

Location Name: CCR-LF-1 Well Diameter: 2 in Casing Type: Pvc Screen Length: 10 ft Top of Screen: 9 ft Total Depth: 19 ft	Pump Type: Dedicated Tubing Type: LDPE Pump Intake From TOC: 14 ft Estimated Total Volume Pumped: 2200 ml Flow Cell Volume: 130 ml Final Flow Rate: 100 ml/min Final Draw Down: 1.2 ft	Instrument Used: Aqua TROLL 500 Serial Number: 625772
---	---	--

Test Notes:

Low-Flow Readings:

Date Time	Elapsed Time	pH	Temperature	Specific Conductivity	RDO Concentration	Turbidity	ORP	Depth to Water	Flow
		+/- 0.1	+/- 0.5	+/- 3 %	+/- 10 %	+/- 10	+/- 10	+/- 5	
11/2/2022 2:07 PM	00:00	6.31 pH	19.51 °C	1,601.0 µS/cm	2.17 mg/L	25.73 NTU	-0.9 mV		100.00 ml/min
11/2/2022 2:11 PM	03:29	6.32 pH	19.73 °C	1,597.2 µS/cm	1.73 mg/L	8.57 NTU	6.6 mV		100.00 ml/min
11/2/2022 2:14 PM	06:51	6.31 pH	19.98 °C	1,588.0 µS/cm	1.63 mg/L	4.20 NTU	8.7 mV		100.00 ml/min
11/2/2022 2:15 PM	07:46	6.31 pH	19.82 °C	1,593.9 µS/cm	1.62 mg/L	3.54 NTU	10.4 mV		100.00 ml/min
11/2/2022 2:16 PM	08:29	6.31 pH	20.00 °C	1,595.8 µS/cm	1.59 mg/L	3.55 NTU	11.6 mV		100.00 ml/min
11/2/2022 2:19 PM	11:29	6.31 pH	19.87 °C	1,596.2 µS/cm	1.57 mg/L	2.53 NTU	16.2 mV		100.00 ml/min
11/2/2022 2:22 PM	14:29	6.31 pH	19.98 °C	1,594.5 µS/cm	1.52 mg/L	1.28 NTU	18.3 mV		100.00 ml/min
11/2/2022 2:25 PM	17:29	6.31 pH	19.80 °C	1,594.6 µS/cm	1.54 mg/L	0.72 NTU	24.4 mV		100.00 ml/min
11/2/2022 2:28 PM	20:29	6.31 pH	19.94 °C	1,588.2 µS/cm	1.52 mg/L	0.88 NTU	25.7 mV		100.00 ml/min
11/2/2022 2:31 PM	23:29	6.31 pH	19.92 °C	1,593.8 µS/cm	1.52 mg/L	1.03 NTU	30.6 mV		100.00 ml/min

Samples

Sample ID:	Description:
------------	--------------

Low-Flow Test Report:

Test Date / Time: 11/2/2022 3:06:47 PM

Project: AB Brown (2)

Operator Name: Hayley Torres

Location Name: CCR-LF-2 Well Diameter: 2 in Casing Type: Pvc Screen Length: 10 ft Top of Screen: 35 ft Total Depth: 45 ft Initial Depth to Water: 28.46 ft	Pump Type: Dedicated Tubing Type: LDPE Pump Intake From TOC: 40 ft Estimated Total Volume Pumped: 7200 ml Flow Cell Volume: 130 ml Final Flow Rate: 100 ml/min Final Draw Down: 0.1 in	Instrument Used: Aqua TROLL 500 Serial Number: 625772
---	---	--

Test Notes:

Low-Flow Readings:

Date Time	Elapsed Time	pH	Temperature	Specific Conductivity	RDO Concentration	Turbidity	ORP	Depth to Water	Flow
		+/- 0.1	+/- 0.5	+/- 3 %	+/- 10 %	+/- 10	+/- 10	+/- 5	
11/2/2022 3:06 PM	00:00	6.56 pH	19.58 °C	16,525 µS/cm	5.25 mg/L	1.78 NTU	83.2 mV	867.46 cm	100.00 ml/min
11/2/2022 3:09 PM	03:00	6.35 pH	18.48 °C	18,153 µS/cm	2.00 mg/L	35.19 NTU	78.2 mV	867.46 cm	100.00 ml/min
11/2/2022 3:12 PM	06:00	6.33 pH	18.43 °C	17,342 µS/cm	1.05 mg/L	99.43 NTU	78.3 mV	867.46 cm	100.00 ml/min
11/2/2022 3:15 PM	09:00	6.32 pH	18.11 °C	16,676 µS/cm	0.79 mg/L	120.10 NTU	81.5 mV	867.46 cm	100.00 ml/min
11/2/2022 3:18 PM	12:00	6.32 pH	18.13 °C	16,244 µS/cm	0.61 mg/L	156.07 NTU	83.6 mV	867.46 cm	100.00 ml/min
11/2/2022 3:21 PM	15:00	6.32 pH	18.06 °C	16,184 µS/cm	0.50 mg/L	193.56 NTU	85.3 mV	867.46 cm	100.00 ml/min
11/2/2022 3:24 PM	18:00	6.31 pH	18.75 °C	16,146 µS/cm	0.43 mg/L	230.79 NTU	89.1 mV	867.46 cm	100.00 ml/min
11/2/2022 3:27 PM	21:00	6.31 pH	19.12 °C	16,172 µS/cm	0.43 mg/L	276.91 NTU	95.8 mV	867.46 cm	100.00 ml/min
11/2/2022 3:30 PM	24:00	6.30 pH	18.93 °C	16,204 µS/cm	0.44 mg/L	386.13 NTU	100.7 mV	867.46 cm	100.00 ml/min
11/2/2022 3:33 PM	27:00	6.31 pH	18.69 °C	16,423 µS/cm	0.45 mg/L	353.96 NTU	103.7 mV	867.46 cm	100.00 ml/min
11/2/2022 3:36 PM	30:00	6.31 pH	18.54 °C	16,337 µS/cm	0.43 mg/L	429.94 NTU	106.0 mV	867.46 cm	100.00 ml/min
11/2/2022 3:39 PM	33:00	6.31 pH	18.53 °C	16,544 µS/cm	0.42 mg/L	550.86 NTU	108.6 mV	867.46 cm	100.00 ml/min
11/2/2022 3:42 PM	36:00	6.30 pH	19.10 °C	16,320 µS/cm	0.41 mg/L	605.34 NTU	113.6 mV	867.46 cm	100.00 ml/min
11/2/2022 3:45 PM	39:00	6.30 pH	20.15 °C	16,321 µS/cm	0.42 mg/L	631.20 NTU	116.9 mV	867.46 cm	100.00 ml/min
11/2/2022 3:48 PM	42:00	6.29 pH	20.82 °C	16,312 µS/cm	0.44 mg/L	836.69 NTU	119.8 mV	867.46 cm	100.00 ml/min

11/2/2022 3:51 PM	45:00	6.28 pH	21.16 °C	16,408 µS/cm	0.50 mg/L	900.56 NTU	122.6 mV	867.46 cm	100.00 ml/min
11/2/2022 3:54 PM	48:00	6.28 pH	21.52 °C	16,368 µS/cm	0.58 mg/L	929.26 NTU	124.9 mV	867.46 cm	100.00 ml/min
11/2/2022 3:57 PM	51:00	6.28 pH	20.73 °C	16,329 µS/cm	0.89 mg/L	518.22 NTU	126.3 mV	867.46 cm	100.00 ml/min
11/2/2022 4:00 PM	54:00	6.29 pH	18.38 °C	17,020 µS/cm	0.67 mg/L	861.54 NTU	129.0 mV	867.46 cm	100.00 ml/min
11/2/2022 4:03 PM	57:00	6.30 pH	17.88 °C	16,777 µS/cm	0.40 mg/L	144.20 NTU	128.0 mV	867.46 cm	100.00 ml/min
11/2/2022 4:06 PM	01:00:00	6.30 pH	17.64 °C	16,479 µS/cm	0.33 mg/L	239.45 NTU	128.0 mV	867.46 cm	100.00 ml/min
11/2/2022 4:09 PM	01:03:00	6.30 pH	17.51 °C	16,439 µS/cm	0.29 mg/L	226.62 NTU	128.2 mV	867.46 cm	100.00 ml/min
11/2/2022 4:12 PM	01:06:00	6.30 pH	17.51 °C	16,288 µS/cm	0.26 mg/L	58.64 NTU	128.3 mV	867.46 cm	100.00 ml/min
11/2/2022 4:15 PM	01:09:00	6.30 pH	17.43 °C	16,248 µS/cm	0.25 mg/L	144.51 NTU	129.5 mV	867.46 cm	100.00 ml/min
11/2/2022 4:18 PM	01:12:00	6.30 pH	17.47 °C	16,075 µS/cm	0.24 mg/L	171.58 NTU	131.3 mV	867.46 cm	100.00 ml/min
11/2/2022 4:21 PM	01:15:00	6.30 pH	17.33 °C	16,038 µS/cm	0.22 mg/L	111.80 NTU	131.5 mV	867.46 cm	100.00 ml/min

Samples

Sample ID:	Description:
------------	--------------

Low-Flow Test Report:

Test Date / Time: 11/3/2022 11:27:09 AM

Project: AB Brown (4)

Operator Name: Hayley Torres

Location Name: CCR-LF-3 Well Diameter: 2 in Casing Type: PVC Screen Length: 10 ft Top of Screen: 25 ft Total Depth: 35 ft Initial Depth to Water: 31.06 ft	Pump Type: Dedicated Tubing Type: LDPE Pump Intake From TOC: 30 ft Estimated Total Volume Pumped: 1800 ml Flow Cell Volume: 130 ml Final Flow Rate: 100 ml/min Final Draw Down: 0 ft	Instrument Used: Aqua TROLL 500 Serial Number: 625772
---	---	--

Test Notes:

Low-Flow Readings:

Date Time	Elapsed Time	pH	Temperature	Specific Conductivity	RDO Concentration	Turbidity	ORP	Depth to Water	Flow
		+/- 0.1	+/- 0.5	+/- 3 %	+/- 10 %	+/- 10	+/- 10	+/- 5	
11/3/2022 11:27 AM	00:00	6.94 pH	18.72 °C	1,830.2 µS/cm	8.89 mg/L	0.60 NTU	10.6 mV	946.71 cm	100.00 ml/min
11/3/2022 11:30 AM	03:00	6.60 pH	18.10 °C	1,700.7 µS/cm	7.02 mg/L	2.04 NTU	12.9 mV	946.71 cm	100.00 ml/min
11/3/2022 11:33 AM	06:00	6.55 pH	17.74 °C	1,704.6 µS/cm	6.80 mg/L	6.19 NTU	22.0 mV	946.71 cm	100.00 ml/min
11/3/2022 11:36 AM	09:00	6.54 pH	17.61 °C	1,683.9 µS/cm	6.68 mg/L	5.12 NTU	26.2 mV	946.71 cm	100.00 ml/min
11/3/2022 11:39 AM	12:00	6.54 pH	17.58 °C	1,685.4 µS/cm	6.65 mg/L	1.65 NTU	32.4 mV	946.71 cm	100.00 ml/min
11/3/2022 11:42 AM	15:00	6.53 pH	17.39 °C	1,681.1 µS/cm	6.66 mg/L	1.27 NTU	35.8 mV	946.71 cm	100.00 ml/min
11/3/2022 11:45 AM	18:00	6.54 pH	17.71 °C	1,676.2 µS/cm	6.71 mg/L	0.44 NTU	41.4 mV	946.71 cm	100.00 ml/min
11/3/2022 12:12 PM	45:41	7.09 pH	31.72 °C	0.51 µS/cm	7.53 mg/L	2.62 NTU	67.9 mV	946.71 cm	100.00 ml/min

Samples

Sample ID:	Description:
------------	--------------

Low-Flow Test Report:

Test Date / Time: 11/3/2022 9:52:07 AM

Project: AB Brown (3)

Operator Name: Hayley Torres

Location Name: CCR-LF-4 Well Diameter: 2 in Casing Type: PVC Screen Length: 10 ft Top of Screen: 45 ft Total Depth: 55 ft Initial Depth to Water: 48.16 ft	Pump Type: Dedicated Tubing Type: LDPE Pump Intake From TOC: 50 ft Estimated Total Volume Pumped: 3200 ml Flow Cell Volume: 130 ml Final Flow Rate: 100 ml/min Final Draw Down: 0.77 ft	Instrument Used: Aqua TROLL 500 Serial Number: 625772
---	--	--

Test Notes:

Low-Flow Readings:

Date Time	Elapsed Time	pH	Temperature	Specific Conductivity	RDO Concentration	Turbidity	ORP	Depth to Water	Flow
		+/- 0.1	+/- 0.5	+/- 3 %	+/- 10 %	+/- 10	+/- 10	+/- 5	
11/3/2022 9:52 AM	00:00	6.49 pH	14.99 °C	9,916.0 µS/cm	5.13 mg/L	22.60 NTU	44.3 mV	1,467.9 cm	100.00 ml/min
11/3/2022 9:55 AM	03:00	6.41 pH	14.93 °C	10,361 µS/cm	2.71 mg/L	8.91 NTU	43.8 mV	1,467.9 cm	100.00 ml/min
11/3/2022 9:58 AM	06:00	6.39 pH	15.03 °C	10,477 µS/cm	1.45 mg/L	5.70 NTU	38.3 mV	1,467.9 cm	100.00 ml/min
11/3/2022 10:01 AM	09:00	6.38 pH	15.08 °C	10,492 µS/cm	0.94 mg/L	3.15 NTU	33.1 mV	1,467.9 cm	100.00 ml/min
11/3/2022 10:04 AM	12:00	6.37 pH	15.19 °C	10,480 µS/cm	0.70 mg/L	5.42 NTU	29.3 mV	1,467.9 cm	100.00 ml/min
11/3/2022 10:07 AM	15:00	6.37 pH	15.31 °C	10,455 µS/cm	0.59 mg/L	4.49 NTU	26.2 mV	1,467.9 cm	100.00 ml/min
11/3/2022 10:10 AM	18:00	6.37 pH	15.38 °C	10,433 µS/cm	0.54 mg/L	4.63 NTU	23.9 mV	1,467.9 cm	100.00 ml/min
11/3/2022 10:13 AM	21:00	6.36 pH	15.43 °C	10,414 µS/cm	0.49 mg/L	8.17 NTU	21.9 mV	1,467.9 cm	100.00 ml/min
11/3/2022 10:16 AM	24:00	6.36 pH	15.51 °C	10,411 µS/cm	0.45 mg/L	13.63 NTU	20.3 mV	1,467.9 cm	100.00 ml/min
11/3/2022 10:19 AM	27:00	6.36 pH	15.50 °C	10,395 µS/cm	0.42 mg/L	17.83 NTU	18.9 mV	1,467.9 cm	100.00 ml/min
11/3/2022 10:22 AM	30:00	6.36 pH	15.60 °C	10,385 µS/cm	0.39 mg/L	22.03 NTU	17.7 mV	1,467.9 cm	100.00 ml/min
11/3/2022 10:25 AM	33:00	6.36 pH	15.57 °C	10,382 µS/cm	0.37 mg/L	22.65 NTU	16.6 mV	1,467.9 cm	100.00 ml/min

Samples

Sample ID:	Description:
------------	--------------

Low-Flow Test Report:

Test Date / Time: 11/3/2022 1:01:13 PM

Project: AB Brown (5)

Operator Name: Hayley Torres

Location Name: CCR-LF-5 Well Diameter: 2 in Casing Type: PVC Screen Length: 10 ft Top of Screen: 20 ft Total Depth: 30 ft Initial Depth to Water: 22.26 ft	Pump Type: Dedicated Tubing Type: LDPE Pump Intake From TOC: 25 ft Estimated Total Volume Pumped: 8400 ml Flow Cell Volume: 130 ml Final Flow Rate: 100 ml/min Final Draw Down: 0.17 ft	Instrument Used: Aqua TROLL 500 Serial Number: 625772
---	--	--

Test Notes:

Low-Flow Readings:

Date Time	Elapsed Time	pH	Temperature	Specific Conductivity	RDO Concentration	Turbidity	ORP	Depth to Water	Flow
		+/- 0.1	+/- 0.5	+/- 3 %	+/- 10 %	+/- 10	+/- 10	+/- 5	
11/3/2022 1:01 PM	00:00	6.82 pH	19.43 °C	3,421.1 µS/cm	5.43 mg/L	12.95 NTU	45.3 mV	678.48 cm	100.00 ml/min
11/3/2022 1:04 PM	03:00	6.73 pH	17.86 °C	3,111.7 µS/cm	2.07 mg/L	10.04 NTU	43.3 mV	678.48 cm	100.00 ml/min
11/3/2022 1:07 PM	06:00	6.72 pH	17.31 °C	2,996.9 µS/cm	1.21 mg/L	10.63 NTU	43.6 mV	678.48 cm	100.00 ml/min
11/3/2022 1:10 PM	09:00	6.71 pH	17.34 °C	2,945.9 µS/cm	0.85 mg/L	14.62 NTU	44.4 mV	678.48 cm	100.00 ml/min
11/3/2022 1:13 PM	12:00	6.70 pH	17.25 °C	2,921.3 µS/cm	0.63 mg/L	16.40 NTU	45.5 mV	678.48 cm	100.00 ml/min
11/3/2022 1:16 PM	15:00	6.70 pH	17.28 °C	2,922.2 µS/cm	0.49 mg/L	18.70 NTU	46.9 mV	678.48 cm	100.00 ml/min
11/3/2022 1:19 PM	18:00	6.69 pH	17.17 °C	2,938.7 µS/cm	0.39 mg/L	18.42 NTU	48.2 mV	678.48 cm	100.00 ml/min
11/3/2022 1:22 PM	21:00	6.69 pH	17.23 °C	2,947.5 µS/cm	0.33 mg/L	17.19 NTU	49.3 mV	678.48 cm	100.00 ml/min
11/3/2022 1:25 PM	24:00	6.69 pH	17.09 °C	2,967.6 µS/cm	0.29 mg/L	18.13 NTU	50.3 mV	678.48 cm	100.00 ml/min
11/3/2022 1:28 PM	27:00	6.69 pH	17.01 °C	2,982.7 µS/cm	0.26 mg/L	22.17 NTU	51.3 mV	678.48 cm	100.00 ml/min
11/3/2022 1:31 PM	30:00	6.68 pH	17.22 °C	3,028.8 µS/cm	0.24 mg/L	21.19 NTU	52.5 mV	678.48 cm	100.00 ml/min
11/3/2022 1:34 PM	33:00	6.68 pH	17.01 °C	3,089.1 µS/cm	0.24 mg/L	27.17 NTU	53.8 mV	678.48 cm	100.00 ml/min
11/3/2022 1:37 PM	36:00	6.68 pH	17.13 °C	3,133.5 µS/cm	0.23 mg/L	45.89 NTU	55.2 mV	678.48 cm	100.00 ml/min
11/3/2022 1:40 PM	39:00	6.68 pH	17.14 °C	3,206.6 µS/cm	0.21 mg/L	58.37 NTU	56.2 mV	678.48 cm	100.00 ml/min
11/3/2022 1:43 PM	42:00	6.69 pH	17.24 °C	3,256.0 µS/cm	0.20 mg/L	66.09 NTU	57.4 mV	678.48 cm	100.00 ml/min

11/3/2022 1:46 PM	45:00	6.68 pH	17.12 °C	3,316.7 µS/cm	0.19 mg/L	106.96 NTU	58.0 mV	678.48 cm	100.00 ml/min
11/3/2022 1:49 PM	48:00	6.68 pH	17.27 °C	3,342.2 µS/cm	0.18 mg/L	117.36 NTU	58.2 mV	678.48 cm	100.00 ml/min
11/3/2022 1:52 PM	51:00	6.67 pH	17.31 °C	3,370.9 µS/cm	0.17 mg/L	177.63 NTU	57.0 mV	678.48 cm	100.00 ml/min
11/3/2022 1:55 PM	54:00	6.67 pH	17.45 °C	3,409.0 µS/cm	0.16 mg/L	197.95 NTU	55.3 mV	678.48 cm	100.00 ml/min
11/3/2022 1:58 PM	57:00	6.67 pH	17.42 °C	3,447.1 µS/cm	0.16 mg/L	212.41 NTU	52.6 mV	678.48 cm	100.00 ml/min
11/3/2022 2:01 PM	01:00:00	6.66 pH	17.68 °C	3,485.3 µS/cm	0.16 mg/L	232.45 NTU	49.6 mV	678.48 cm	100.00 ml/min
11/3/2022 2:04 PM	01:03:00	6.67 pH	17.48 °C	3,504.3 µS/cm	1.37 mg/L	6.68 NTU	51.7 mV	678.48 cm	100.00 ml/min
11/3/2022 2:07 PM	01:06:00	6.66 pH	17.29 °C	3,505.7 µS/cm	0.49 mg/L	6.96 NTU	52.8 mV	678.48 cm	100.00 ml/min
11/3/2022 2:10 PM	01:09:00	6.65 pH	17.22 °C	3,548.3 µS/cm	0.21 mg/L	7.90 NTU	54.3 mV	678.48 cm	100.00 ml/min
11/3/2022 2:13 PM	01:12:00	6.65 pH	17.03 °C	3,573.8 µS/cm	0.16 mg/L	7.72 NTU	55.7 mV	678.48 cm	100.00 ml/min
11/3/2022 2:16 PM	01:15:00	6.64 pH	17.14 °C	3,598.7 µS/cm	0.14 mg/L	8.69 NTU	57.0 mV	678.48 cm	100.00 ml/min
11/3/2022 2:19 PM	01:18:00	6.64 pH	17.15 °C	3,620.7 µS/cm	0.13 mg/L	14.85 NTU	58.1 mV	678.48 cm	100.00 ml/min
11/3/2022 2:22 PM	01:21:00	6.64 pH	17.31 °C	3,640.2 µS/cm	0.12 mg/L	19.49 NTU	59.2 mV	678.48 cm	100.00 ml/min
11/3/2022 2:25 PM	01:24:00	6.63 pH	17.16 °C	3,670.4 µS/cm	0.12 mg/L	19.06 NTU	60.2 mV	678.48 cm	100.00 ml/min

Samples

Sample ID:	Description:
------------	--------------

Low-Flow Test Report:

Test Date / Time: 11/3/2022 4:50:57 PM

Project: AB Brown (6)

Operator Name: Hayley Torres

Location Name: CCR-LF-6 Well Diameter: 2 in Casing Type: PVC Screen Length: 5 ft Top of Screen: 4.66 ft Total Depth: 9.66 ft Initial Depth to Water: 8.45 ft	Pump Type: Dedicated Tubing Type: LDPE Pump Intake From TOC: Estimated Total Volume Pumped: 3300 ml Flow Cell Volume: 130 ml Final Flow Rate: 100 ml/min Final Draw Down: 0.01 ft	Instrument Used: Aqua TROLL 500 Serial Number: 625772
---	--	--

Test Notes:

Low-Flow Readings:

Date Time	Elapsed Time	pH	Temperature	Specific Conductivity	RDO Concentration	Turbidity	ORP	Depth to Water	Flow
		+/- 0.1	+/- 0.5	+/- 3 %	+/- 10 %	+/- 10	+/- 10	+/- 5	
11/3/2022 4:50 PM	00:00	7.19 pH	21.44 °C	1,206.6 µS/cm	6.87 mg/L	15.59 NTU	34.9 mV	257.56 cm	100.00 ml/min
11/3/2022 4:53 PM	03:00	6.91 pH	19.76 °C	880.99 µS/cm	2.87 mg/L	54.32 NTU	21.5 mV	257.56 cm	100.00 ml/min
11/3/2022 4:56 PM	06:00	6.84 pH	19.44 °C	828.83 µS/cm	1.79 mg/L	64.16 NTU	23.2 mV	257.56 cm	100.00 ml/min
11/3/2022 4:59 PM	09:00	6.80 pH	19.17 °C	810.63 µS/cm	1.39 mg/L	71.06 NTU	25.5 mV	257.56 cm	100.00 ml/min
11/3/2022 5:02 PM	12:00	6.77 pH	19.29 °C	805.92 µS/cm	1.16 mg/L	74.19 NTU	27.3 mV	257.56 cm	100.00 ml/min
11/3/2022 5:05 PM	15:00	6.74 pH	19.20 °C	808.95 µS/cm	1.03 mg/L	44.49 NTU	29.7 mV	257.56 cm	100.00 ml/min
11/3/2022 5:08 PM	18:00	6.73 pH	19.31 °C	809.79 µS/cm	0.94 mg/L	53.48 NTU	32.3 mV	257.56 cm	100.00 ml/min
11/3/2022 5:11 PM	21:00	6.71 pH	19.09 °C	811.51 µS/cm	0.85 mg/L	31.74 NTU	34.1 mV	257.56 cm	100.00 ml/min
11/3/2022 5:14 PM	24:00	6.70 pH	19.35 °C	817.01 µS/cm	0.78 mg/L	30.95 NTU	35.4 mV	257.56 cm	100.00 ml/min
11/3/2022 5:17 PM	27:00	6.70 pH	19.13 °C	820.43 µS/cm	0.75 mg/L	18.12 NTU	37.2 mV	257.56 cm	100.00 ml/min
11/3/2022 5:20 PM	30:00	6.69 pH	19.25 °C	818.15 µS/cm	0.73 mg/L	23.24 NTU	38.3 mV	257.56 cm	100.00 ml/min
11/3/2022 5:23 PM	33:00	6.69 pH	19.01 °C	829.88 µS/cm	0.72 mg/L	17.21 NTU	40.0 mV	257.56 cm	100.00 ml/min

Samples

Sample ID:	Description:
------------	--------------

Low-Flow Test Report:

Test Date / Time: 11/4/2022 11:15:18 AM

Project: AB Brown (7)

Operator Name: Hayley Torres

Location Name: CCR-SP-1 Well Diameter: 2 in Casing Type: PVC Screen Length: 10 ft Top of Screen: 10 ft Total Depth: 20 ft Initial Depth to Water: 14.42 ft	Pump Type: Dedicated Tubing Type: LDPE Pump Intake From TOC: 15 ft Estimated Total Volume Pumped: 4700 ml Flow Cell Volume: 130 ml Final Flow Rate: 100 ml/min Final Draw Down: 0.11 ft	Instrument Used: Aqua TROLL 500 Serial Number: 625772
---	--	--

Test Notes:

Low-Flow Readings:

Date Time	Elapsed Time	pH	Temperature	Specific Conductivity	RDO Concentration	Turbidity	ORP	Depth to Water	Flow
		+/- 0.1	+/- 0.5	+/- 3 %	+/- 10 %	+/- 10	+/- 10	+/- 5	
11/4/2022 11:15 AM	00:00	6.37 pH	17.91 °C	1,661.2 µS/cm	1.78 mg/L	393.20 NTU	-172.8 mV	439.52 cm	100.00 ml/min
11/4/2022 11:18 AM	03:00	6.31 pH	17.91 °C	1,663.3 µS/cm	1.22 mg/L	443.30 NTU	-176.8 mV	439.52 cm	100.00 ml/min
11/4/2022 11:21 AM	06:00	6.29 pH	17.93 °C	1,661.7 µS/cm	0.82 mg/L	455.89 NTU	-180.9 mV	439.52 cm	100.00 ml/min
11/4/2022 11:24 AM	09:00	6.27 pH	17.99 °C	1,661.4 µS/cm	0.92 mg/L	442.33 NTU	-185.3 mV	439.52 cm	100.00 ml/min
11/4/2022 11:27 AM	12:00	6.26 pH	17.95 °C	1,660.0 µS/cm	0.76 mg/L	671.08 NTU	-188.5 mV	439.52 cm	100.00 ml/min
11/4/2022 11:30 AM	15:00	6.26 pH	18.03 °C	1,660.1 µS/cm	0.43 mg/L	705.61 NTU	-190.8 mV	439.52 cm	100.00 ml/min
11/4/2022 11:33 AM	18:00	6.26 pH	18.08 °C	1,660.5 µS/cm	0.31 mg/L	715.21 NTU	-192.5 mV	439.52 cm	100.00 ml/min
11/4/2022 11:36 AM	21:00	6.25 pH	18.06 °C	1,657.6 µS/cm	0.25 mg/L	732.98 NTU	-193.9 mV	439.52 cm	100.00 ml/min
11/4/2022 11:39 AM	24:00	6.25 pH	18.04 °C	1,660.5 µS/cm	0.22 mg/L	749.43 NTU	-194.0 mV	439.52 cm	100.00 ml/min
11/4/2022 11:42 AM	27:00	6.25 pH	18.04 °C	1,660.2 µS/cm	0.20 mg/L	772.72 NTU	-195.3 mV	439.52 cm	100.00 ml/min
11/4/2022 11:45 AM	30:18	6.33 pH	18.37 °C	1,913.5 µS/cm	5.19 mg/L	0.00 NTU	-189.2 mV	439.52 cm	100.00 ml/min
11/4/2022 11:46 AM	31:19	6.27 pH	18.30 °C	1,579.5 µS/cm	0.85 mg/L	0.05 NTU	-192.2 mV	439.52 cm	100.00 ml/min
11/4/2022 11:47 AM	32:21	6.26 pH	18.34 °C	1,541.7 µS/cm	0.32 mg/L	0.00 NTU	-193.5 mV	439.52 cm	100.00 ml/min
11/4/2022 11:50 AM	35:21	6.25 pH	18.37 °C	1,538.1 µS/cm	0.19 mg/L	0.00 NTU	-194.1 mV	439.52 cm	100.00 ml/min
11/4/2022 11:52 AM	37:40	6.25 pH	18.49 °C	1,537.8 µS/cm	0.18 mg/L	0.00 NTU	-194.6 mV	439.52 cm	100.00 ml/min

11/4/2022 11:55 AM	40:40	6.25 pH	18.59 °C	1,387.2 μS/cm	0.19 mg/L	0.00 NTU	-194.1 mV	439.52 cm	100.00 ml/min
11/4/2022 11:58 AM	43:40	6.25 pH	18.56 °C	1,375.6 μS/cm	0.17 mg/L	0.00 NTU	-194.2 mV	439.52 cm	100.00 ml/min
11/4/2022 12:01 PM	46:40	6.25 pH	18.71 °C	1,363.8 μS/cm	0.18 mg/L	0.00 NTU	-194.2 mV	439.52 cm	100.00 ml/min

Samples

Sample ID:	Description:
------------	--------------

Low-Flow Test Report:

Test Date / Time: 11/7/2022 10:22:31 AM

Project: AB Brown (8)

Operator Name: Hayley Torres

Location Name: CCR-SP-2 Well Diameter: 2 in Casing Type: PVC Screen Length: 10 ft Top of Screen: 10 ft Total Depth: 20 ft Initial Depth to Water: 15.96 ft	Pump Type: Dedicated Tubing Type: LDPE Pump Intake From TOC: 15 ft Estimated Total Volume Pumped: 2400 ml Flow Cell Volume: 130 ml Final Flow Rate: 100 ml/min Final Draw Down: 1.1 ft	Instrument Used: Aqua TROLL 500 Serial Number: 625772
---	---	--

Test Notes:

Low-Flow Readings:

Date Time	Elapsed Time	pH	Temperature	Specific Conductivity	RDO Concentration	Turbidity	ORP	Depth to Water	Flow
		+/- 0.1	+/- 0.5	+/- 3 %	+/- 10 %	+/- 10	+/- 10	+/- 5	
11/7/2022 10:22 AM	00:00	6.74 pH	17.34 °C	1,113.8 µS/cm	0.81 mg/L	3.41 NTU	-67.0 mV	486.46 cm	100.00 ml/min
11/7/2022 10:25 AM	03:00	6.72 pH	17.22 °C	1,130.8 µS/cm	0.36 mg/L	4.21 NTU	-83.8 mV	486.46 cm	100.00 ml/min
11/7/2022 10:28 AM	06:00	6.69 pH	17.27 °C	1,138.4 µS/cm	0.21 mg/L	1.91 NTU	-89.8 mV	486.46 cm	100.00 ml/min
11/7/2022 10:31 AM	09:00	6.68 pH	17.27 °C	1,143.7 µS/cm	0.15 mg/L	0.63 NTU	-91.7 mV	486.46 cm	100.00 ml/min
11/7/2022 10:34 AM	12:00	6.67 pH	17.26 °C	1,146.8 µS/cm	0.13 mg/L	0.29 NTU	-94.6 mV	486.46 cm	100.00 ml/min
11/7/2022 10:37 AM	15:00	6.66 pH	17.23 °C	1,148.1 µS/cm	0.11 mg/L	0.43 NTU	-95.1 mV	486.46 cm	100.00 ml/min
11/7/2022 10:40 AM	18:00	6.66 pH	17.23 °C	1,149.4 µS/cm	0.11 mg/L	0.53 NTU	-95.9 mV	486.46 cm	100.00 ml/min
11/7/2022 10:43 AM	21:00	6.66 pH	17.19 °C	1,149.6 µS/cm	0.10 mg/L	0.00 NTU	-96.6 mV	486.46 cm	100.00 ml/min
11/7/2022 10:46 AM	24:00	6.66 pH	17.24 °C	1,150.5 µS/cm	0.10 mg/L	0.00 NTU	-97.0 mV	486.46 cm	100.00 ml/min

Samples

Sample ID:	Description:
------------	--------------

Low-Flow Test Report:

Test Date / Time: 11/7/2022 11:43:27 AM

Project: AB Brown (9)

Operator Name: Hayley Torres

Location Name: CCR-SP-3 Well Diameter: 2 in Casing Type: PVC Screen Length: 10 ft Top of Screen: 10 ft Total Depth: 20 ft Initial Depth to Water: 11.04 ft	Pump Type: Dedicated Tubing Type: LDPE Pump Intake From TOC: 15 ft Estimated Total Volume Pumped: 2100 ml Flow Cell Volume: 130 ml Final Flow Rate: 100 ml/min Final Draw Down: 0.77 ft	Instrument Used: Aqua TROLL 500 Serial Number: 625772
---	--	--

Test Notes:

Low-Flow Readings:

Date Time	Elapsed Time	pH	Temperature	Specific Conductivity	RDO Concentration	Turbidity	ORP	Depth to Water	Flow
		+/- 0.1	+/- 0.5	+/- 3 %	+/- 10 %	+/- 10	+/- 10	+/- 5	
11/7/2022 11:43 AM	00:00	6.88 pH	18.22 °C	518.10 µS/cm	2.63 mg/L	83.18 NTU	-25.3 mV	336.50 cm	100.00 ml/min
11/7/2022 11:46 AM	03:00	6.83 pH	18.34 °C	496.69 µS/cm	0.72 mg/L	167.03 NTU	-37.2 mV	336.50 cm	100.00 ml/min
11/7/2022 11:49 AM	06:00	6.80 pH	18.40 °C	494.34 µS/cm	0.45 mg/L	106.83 NTU	-39.8 mV	336.50 cm	100.00 ml/min
11/7/2022 11:52 AM	09:00	6.79 pH	18.44 °C	491.86 µS/cm	0.33 mg/L	66.29 NTU	-42.3 mV	336.50 cm	100.00 ml/min
11/7/2022 11:55 AM	12:00	6.78 pH	18.49 °C	489.63 µS/cm	0.27 mg/L	102.39 NTU	-43.2 mV	336.50 cm	100.00 ml/min
11/7/2022 11:58 AM	15:00	6.78 pH	18.58 °C	488.44 µS/cm	0.23 mg/L	133.70 NTU	-43.4 mV	336.50 cm	100.00 ml/min
11/7/2022 12:01 PM	18:00	6.76 pH	18.58 °C	477.67 µS/cm	0.21 mg/L	142.80 NTU	-42.4 mV	336.50 cm	100.00 ml/min
11/7/2022 12:04 PM	21:00	6.76 pH	18.98 °C	476.55 µS/cm	0.23 mg/L	139.52 NTU	-41.0 mV	336.50 cm	100.00 ml/min

Samples

Sample ID:	Description:
------------	--------------

Low-Flow Test Report:

Test Date / Time: 11/8/2022 10:30:20 AM

Project: AB Brown (10)

Operator Name: Hayley Torres

Location Name: CCR-BK-1 Well Diameter: 2 in Casing Type: PVC Screen Length: 10 ft Top of Screen: 54 ft Total Depth: 64 ft	Pump Type: Dedicated Tubing Type: LDPE Pump Intake From TOC: 59 ft Estimated Total Volume Pumped: 3600 ml Flow Cell Volume: 130 ml Final Flow Rate: 100 ml/min	Instrument Used: Aqua TROLL 500 Serial Number: 625772
--	---	--

Test Notes:

Low-Flow Readings:

Date Time	Elapsed Time	pH	Temperature	Specific Conductivity	RDO Concentration	Turbidity	ORP	Depth to Water	Flow
		+/- 0.1	+/- 0.5	+/- 3 %	+/- 10 %	+/- 10	+/- 10	+/- 5	
11/8/2022 10:30 AM	00:00	6.97 pH	15.32 °C	336.48 µS/cm	6.66 mg/L	193.71 NTU	67.4 mV		100.00 ml/min
11/8/2022 10:33 AM	03:00	6.85 pH	15.31 °C	325.89 µS/cm	6.64 mg/L	168.08 NTU	75.1 mV		100.00 ml/min
11/8/2022 10:36 AM	06:00	6.75 pH	15.35 °C	324.18 µS/cm	6.42 mg/L	167.39 NTU	80.0 mV		100.00 ml/min
11/8/2022 10:39 AM	09:00	6.70 pH	15.31 °C	324.14 µS/cm	6.19 mg/L	168.41 NTU	83.6 mV		100.00 ml/min
11/8/2022 10:42 AM	12:00	6.66 pH	15.33 °C	325.16 µS/cm	6.03 mg/L	180.38 NTU	86.2 mV		100.00 ml/min
11/8/2022 10:45 AM	15:00	6.64 pH	15.48 °C	326.97 µS/cm	5.88 mg/L	186.00 NTU	88.1 mV		100.00 ml/min
11/8/2022 10:48 AM	18:00	6.62 pH	15.58 °C	328.38 µS/cm	5.75 mg/L	194.39 NTU	89.5 mV		100.00 ml/min
11/8/2022 10:51 AM	21:00	6.62 pH	15.70 °C	329.81 µS/cm	6.37 mg/L	690.20 NTU	87.3 mV		100.00 ml/min
11/8/2022 10:54 AM	24:00	6.61 pH	15.62 °C	330.95 µS/cm	5.83 mg/L	1,061.3 NTU	90.3 mV		100.00 ml/min
11/8/2022 10:57 AM	27:00	6.61 pH	15.68 °C	332.55 µS/cm	5.73 mg/L	1.30 NTU	89.3 mV		100.00 ml/min
11/8/2022 11:00 AM	30:00	6.60 pH	15.83 °C	333.02 µS/cm	5.21 mg/L	2.64 NTU	90.8 mV		100.00 ml/min
11/8/2022 11:03 AM	33:00	6.58 pH	15.83 °C	332.92 µS/cm	5.08 mg/L	3.25 NTU	92.0 mV		100.00 ml/min
11/8/2022 11:06 AM	36:00	6.59 pH	15.59 °C	332.66 µS/cm	5.04 mg/L	6.60 NTU	92.8 mV		100.00 ml/min

Samples

Sample ID:	Description:
------------	--------------

Low-Flow Test Report:

Test Date / Time: 11/8/2022 12:30:36 PM

Project: AB Brown (11)

Operator Name: Hayley Torres

Location Name: CCR-BK-2 Well Diameter: 2 in Casing Type: PVC Screen Length: 10 ft Top of Screen: 15.5 ft Total Depth: 25.5 ft	Pump Type: Dedicated Tubing Type: LDPE Pump Intake From TOC: 20.5 ft Estimated Total Volume Pumped: 2700 ml Flow Cell Volume: 130 ml Final Flow Rate: 100 ml/min	Instrument Used: Aqua TROLL 500 Serial Number: 625772
--	---	--

Test Notes:

Low-Flow Readings:

Date Time	Elapsed Time	pH	Temperature	Specific Conductivity	RDO Concentration	Turbidity	ORP	Depth to Water	Flow
		+/- 0.1	+/- 0.5	+/- 3 %	+/- 10 %	+/- 10	+/- 10	+/- 5	
11/8/2022 12:30 PM	00:00	6.45 pH	18.60 °C	281.68 µS/cm	3.17 mg/L	199.25 NTU	78.9 mV		100.00 ml/min
11/8/2022 12:33 PM	03:00	6.44 pH	19.40 °C	284.31 µS/cm	3.05 mg/L	101.43 NTU	83.3 mV		100.00 ml/min
11/8/2022 12:36 PM	06:00	6.44 pH	19.84 °C	284.65 µS/cm	3.13 mg/L	123.70 NTU	81.8 mV		100.00 ml/min
11/8/2022 12:39 PM	09:00	6.44 pH	20.21 °C	284.77 µS/cm	3.21 mg/L	119.79 NTU	80.7 mV		100.00 ml/min
11/8/2022 12:42 PM	12:00	6.44 pH	20.54 °C	284.95 µS/cm	3.27 mg/L	117.44 NTU	79.9 mV		100.00 ml/min
11/8/2022 12:45 PM	15:00	6.45 pH	20.85 °C	285.25 µS/cm	3.31 mg/L	112.61 NTU	79.1 mV		100.00 ml/min
11/8/2022 12:48 PM	18:00	6.45 pH	21.14 °C	285.52 µS/cm	3.32 mg/L	110.77 NTU	78.5 mV		100.00 ml/min
11/8/2022 12:51 PM	21:00	6.45 pH	21.41 °C	285.77 µS/cm	3.28 mg/L	106.97 NTU	78.0 mV		100.00 ml/min
11/8/2022 12:54 PM	24:00	6.46 pH	21.67 °C	286.04 µS/cm	3.25 mg/L	111.83 NTU	77.5 mV		100.00 ml/min
11/8/2022 12:57 PM	27:00	6.46 pH	21.90 °C	286.13 µS/cm	3.28 mg/L	110.29 NTU	77.0 mV		100.00 ml/min

Samples

Sample ID:	Description:
------------	--------------

VECTREN - AB BROWN STATION

CCR Groundwater Sampling Event

Gauging Date: May 16, 2022

ATC Project No. 170LF01280

WELL ID	DATE	TIME	DTW FROM TOC (feet)
French Drain Area Locations			
HA-PP-1	5/16/2022	11:40	2.75
HA-PP-2	5/16/2022	11:40	2.49
FD PZ-1	5/16/2022	14:25	7.21
FD PZ-2	5/16/2022	14:32	2.85
FD PZ-3S	5/16/2022	13:53	9.30
FD PZ-3D	5/16/2022	13:57	13.05
FD PZ-4	5/16/2022	13:45	9.72
CCR-SG-3	5/16/2022	11:39	1.08
MH-1	5/16/2022	14:10	9.75
MH-2	5/16/2022	14:28	9.10
Ash Pond Wells			
CCR-AP-1R	5/16/2022	13:15	15.95
CCR-AP-2R	5/16/2022	13:38	42.46
CCR-AP-2I	5/16/2022	13:39	31.20
CCR-AP-3R	5/16/2022	13:25	25.30
CCR-AP-3I	5/16/2022	13:26	24.85
CCR-AP-4R	5/16/2022	13:07	32.92
CCR-AP-5R	5/16/2022	13:30	35.70
CCR-AP-6	5/16/2022	11:49	17.32
CCR-AP-7R	5/16/2022	11:52	34.98
CCR-AP-8	5/16/2022	11:45	4.16
CCR-AP-9	5/16/2022	11:35	8.07
CCR-AP-10	5/16/2022	12:55	35.11
CCR-AP-11	5/16/2022	11:20	11.07
Landfill Wells			
CCR-LF-1	5/16/2022	12:42	8.11
CCR-LF-2	5/16/2022	12:27	27.25
CCR-LF-3	5/16/2022	12:35	30.25
CCR-LF-4	5/16/2022	11:57	47.78
CCR-LF-5	5/16/2022	12:00	21.25
CCR-LF-6	5/16/2022	12:02	8.32
Sedimentation Pond Wells			
CCR-SP-1	5/16/2022	12:10	11.26
CCR-SP-2	5/16/2022	12:15	13.75
CCR-SP-3	5/16/2022	12:20	6.69
Background Wells			
CCR-BK-1R	5/16/2022	10:55	dry to pump
CCR-BK-2	5/16/2022	10:50	15.81

DTW= Depth to Water

TOC= Top of Casing

VECTREN - AB BROWN GENERATING STATION

CCR Groundwater Sampling Event

Gauging Date: November 1, 2022

ATC Project No. 170LF01280

WELL ID	DATE	TIME	DTW FROM TOC (feet)
French Drain Area Locations			
HA-PP-1	11/1/2022	12:48	2.80
HA-PP-2	11/1/2022	12:50	4.10
FD PZ-1	11/1/2022	14:17	7.55
FD PZ-2	11/1/2022	14:25	2.78
FD PZ-3S	11/1/2022	14:30	9.62
FD PZ-3D	11/1/2022	14:33	12.61
FD PZ-4	11/1/2022	14:20	9.99
CCR-SG-3	11/1/2022	12:55	0.95
MH-1	11/1/2022	14:40	9.60
MH-2	11/1/2022	14:51	9.05
Ash Pond Wells			
CCR-AP-1R	11/1/2022	13:45	19.71
CCR-AP-2R	11/1/2022	14:21	45.50
CCR-AP-2I	11/1/2022	14:15	35.60
CCR-AP-3R	11/1/2022	14:00	36.21
CCR-AP-3I	11/1/2022	14:05	28.72
CCR-AP-4R	11/1/2022	13:40	35.05
CCR-AP-5R	11/1/2022	14:10	36.15
CCR-AP-6	11/1/2022	12:02	19.80
CCR-AP-7R	11/1/2022	12:12	35.88
CCR-AP-8	11/1/2022	15:00	6.35
CCR-AP-9	11/1/2022	13:00	8.67
CCR-AP-10	11/1/2022	13:34	37.42
CCR-AP-11	11/1/2022	13:18	15.10
Landfill Wells			
CCR-LF-1	11/1/2022	13:35	11.07
CCR-LF-2	11/1/2022	13:45	28.47
CCR-LF-3	11/1/2022	13:53	31.04
CCR-LF-4	11/1/2022	14:40	48.24
CCR-LF-5	11/1/2022	14:06	21.27
CCR-LF-6	11/1/2022	14:09	8.39
Sedimentation Pond Wells			
CCR-SP-1	11/1/2022	14:30	13.08
CCR-SP-2	11/1/2022	14:24	16.02
CCR-SP-3	11/1/2022	14:20	11.68
Background Wells			
CCR-BK-1R	11/1/2022	15:10	dry to pump
CCR-BK-2	11/1/2022	15:22	15.81

DTW= Depth to Water

TOC= Top of Casing

APPENDIX C
Laboratory Analytical Reports

ANALYTICAL REPORT

Eurofins Pittsburgh
301 Alpha Drive
RIDC Park
Pittsburgh, PA 15238
Tel: (412)963-7058


Laboratory Job ID: 180-138328-1

Client Project/Site: CCR Groundwater Monitoring AB Brown

For:

Haley & Aldrich, Inc.
400 Augusta Street
Suite 100
Greenville, South Carolina 29601

Attn: Mark Miesfeldt



Authorized for release by:
6/16/2022 1:26:11 PM

Ken Hayes, Project Manager II
(615)301-5035
Ken.Hayes@et.eurofinsus.com

LINKS

Review your project
results through



Have a Question?



Visit us at:

www.eurofinsus.com/Env

This report has been electronically signed and authorized by the signatory. Electronic signature is intended to be the legally binding equivalent of a traditionally handwritten signature.

Results relate only to the items tested and the sample(s) as received by the laboratory.

PA Lab ID: 02-00416



Table of Contents

Cover Page	1
Table of Contents	2
Case Narrative	3
Definitions/Glossary	5
Certification Summary	6
Sample Summary	8
Method Summary	9
Lab Chronicle	10
Client Sample Results	15
QC Sample Results	23
QC Association Summary	34
Chain of Custody	38
Receipt Checklists	39

Case Narrative

Client: Haley & Aldrich, Inc.
Project/Site: CCR Groundwater Monitoring AB Brown

Job ID: 180-138328-1

Job ID: 180-138328-1

Laboratory: Eurofins Pittsburgh

Narrative

Job Narrative 180-138328-1

Comments

No additional comments.

Receipt

The samples were received on 5/19/2022 9:00 AM. Unless otherwise noted below, the samples arrived in good condition, and where required, properly preserved and on ice. The temperatures of the 4 coolers at receipt time were 2.2° C, 2.3° C, 2.8° C and 3.3° C.

GC Semi VOA

Method 9056A: The matrix spike / matrix spike duplicate (MS/MSD) recoveries for analytical batch 180-400400 were outside control limits. Sample matrix interference and/or non-homogeneity are suspected because the associated laboratory control sample (LCS) recovery was within acceptance limits.

Method 9056A: The matrix spike (MS) recoveries for analytical batch 180-400512 were outside control limits. Non-homogeneity is suspected because the associated laboratory control sample (LCS) recovery was within acceptance limits.

No additional analytical or quality issues were noted, other than those described above or in the Definitions/Glossary page.

RAD

Methods 9315, RA-06-RC: Radium-226 batch 567030

Any minimum detectable concentration (MDC), critical value (DLC), or Safe Drinking Water Act detection limit (SDWA DL) is sample-specific unless otherwise stated elsewhere in this narrative. Radiochemistry sample results are reported with the count date/time applied as the Activity Reference Date. CCR-AP-10 (180-138328-1), CCR-AP-10 (180-138328-1[DU]), CCR-AP-11 (180-138328-2), CCR-BK-1 (180-138328-3), CCR-BK-2 (180-138328-4), CCR-BK-2 (180-138328-4[DU]), FIELD BLANK 1 (180-138328-5), DUPLICATE 1 (180-138328-6), (LCS 160-567030/1-A) and (MB 160-567030/22-A)

Methods 9320, RA-06-RC: Radium-228 batch 567036

The detection goal was not met for the following sample(s). Samples were prepped at a reduced volume due to the presence of matrix interferences: CCR-AP-10 (180-138328-1) and CCR-AP-10 (180-138328-1[DU]). Analytical results are reported with the detection limit achieved.

Methods 9320, RA-06-RC: Radium-228 batch 567036

Any minimum detectable concentration (MDC), critical value (DLC), or Safe Drinking Water Act detection limit (SDWA DL) is sample-specific unless otherwise stated elsewhere in this narrative. Radiochemistry sample results are reported with the count date/time applied as the Activity Reference Date CCR-AP-10 (180-138328-1), CCR-AP-10 (180-138328-1[DU]), CCR-AP-11 (180-138328-2), CCR-BK-1 (180-138328-3), CCR-BK-2 (180-138328-4), CCR-BK-2 (180-138328-4[DU]), FIELD BLANK 1 (180-138328-5), DUPLICATE 1 (180-138328-6), (LCS 160-567036/1-A) and (MB 160-567036/22-A)

No additional analytical or quality issues were noted, other than those described above or in the Definitions/Glossary page.

Metals

Method 6020A: The continuing calibration verification (CCV) associated with batch 180-401097 recovered above the upper control limit for boron. The sample associated with this CCV was non-detects for boron; therefore, the data has been reported.

Method 6020A: The serial dilution performed for the following sample associated with batch 180-401512 was outside control limits for multiple analytes: CCR-AP-10 (180-138328-1)

Method 6020A: The post digestion spike % recovery for multiple analytes associated with batch 180-401512 was outside of control limits. The associated sample is: CCR-AP-10 (180-138328-1).

Method 6020A: The following samples were diluted due to the nature of the sample matrix: CCR-AP-10 (180-138328-1), CCR-AP-10 (180-138328-1[MSJ]), CCR-AP-10 (180-138328-1[MSD]), (180-138328-E-1-A PDS ^5) and (180-138328-E-1-A SD ^25). Elevated reporting limits (RLs) are provided.

Case Narrative

Client: Haley & Aldrich, Inc.
Project/Site: CCR Groundwater Monitoring AB Brown

Job ID: 180-138328-1

Job ID: 180-138328-1 (Continued)

Laboratory: Eurofins Pittsburgh (Continued)

No additional analytical or quality issues were noted, other than those described above or in the Definitions/Glossary page.

General Chemistry

No analytical or quality issues were noted, other than those described in the Definitions/Glossary page.

1

2

3

4

5

6

7

8

9

10

11

12

13

Definitions/Glossary

Client: Haley & Aldrich, Inc.
Project/Site: CCR Groundwater Monitoring AB Brown

Job ID: 180-138328-1

Qualifiers

HPLC/IC

Qualifier	Qualifier Description
F1	MS and/or MSD recovery exceeds control limits.
J	Result is less than the RL but greater than or equal to the MDL and the concentration is an approximate value.

Metals

Qualifier	Qualifier Description
^+	Continuing Calibration Verification (CCV) is outside acceptance limits, high biased.
4	MS, MSD: The analyte present in the original sample is greater than 4 times the matrix spike concentration; therefore, control limits are not applicable.
J	Result is less than the RL but greater than or equal to the MDL and the concentration is an approximate value.

General Chemistry

Qualifier	Qualifier Description
HF	Field parameter with a holding time of 15 minutes. Test performed by laboratory at client's request.

Rad

Qualifier	Qualifier Description
G	The Sample MDC is greater than the requested RL.
U	Result is less than the sample detection limit.

Glossary

Abbreviation	These commonly used abbreviations may or may not be present in this report.
♠	Listed under the "D" column to designate that the result is reported on a dry weight basis
%R	Percent Recovery
CFL	Contains Free Liquid
CFU	Colony Forming Unit
CNF	Contains No Free Liquid
DER	Duplicate Error Ratio (normalized absolute difference)
Dil Fac	Dilution Factor
DL	Detection Limit (DoD/DOE)
DL, RA, RE, IN	Indicates a Dilution, Re-analysis, Re-extraction, or additional Initial metals/anion analysis of the sample
DLC	Decision Level Concentration (Radiochemistry)
EDL	Estimated Detection Limit (Dioxin)
LOD	Limit of Detection (DoD/DOE)
LOQ	Limit of Quantitation (DoD/DOE)
MCL	EPA recommended "Maximum Contaminant Level"
MDA	Minimum Detectable Activity (Radiochemistry)
MDC	Minimum Detectable Concentration (Radiochemistry)
MDL	Method Detection Limit
ML	Minimum Level (Dioxin)
MPN	Most Probable Number
MQL	Method Quantitation Limit
NC	Not Calculated
ND	Not Detected at the reporting limit (or MDL or EDL if shown)
NEG	Negative / Absent
POS	Positive / Present
PQL	Practical Quantitation Limit
PRES	Presumptive
QC	Quality Control
RER	Relative Error Ratio (Radiochemistry)
RL	Reporting Limit or Requested Limit (Radiochemistry)
RPD	Relative Percent Difference, a measure of the relative difference between two points
TEF	Toxicity Equivalent Factor (Dioxin)
TEQ	Toxicity Equivalent Quotient (Dioxin)
TNTC	Too Numerous To Count

Accreditation/Certification Summary

Client: Haley & Aldrich, Inc.
 Project/Site: CCR Groundwater Monitoring AB Brown

Job ID: 180-138328-1

Laboratory: Eurofins Pittsburgh

All accreditations/certifications held by this laboratory are listed. Not all accreditations/certifications are applicable to this report.

Authority	Program	Identification Number	Expiration Date
Arkansas DEQ	State	19-033-0	06-27-22
California	State	2891	04-30-22 *
Connecticut	State	PH-0688	09-30-22
Florida	NELAP	E871008	06-30-22
Georgia	State	PA 02-00416	04-30-23
Illinois	NELAP	004375	06-30-22
Kansas	NELAP	E-10350	03-31-23
Kentucky (UST)	State	162013	04-30-22 *
Kentucky (WW)	State	KY98043	12-31-22
Louisiana	NELAP	04041	06-30-22
Maine	State	PA00164	03-06-24
Minnesota	NELAP	042-999-482	12-31-22
Nevada	State	PA00164	08-31-22
New Hampshire	NELAP	2030	04-04-23
New Jersey	NELAP	PA005	06-30-23
New York	NELAP	11182	04-01-23
North Carolina (WW/SW)	State	434	12-31-22
North Dakota	State	R-227	04-30-22 *
Oregon	NELAP	PA-2151	02-07-23
Pennsylvania	NELAP	02-00416	04-30-23
Rhode Island	State	LAO00362	12-31-21 *
South Carolina	State	89014	06-30-22
Texas	NELAP	T104704528	03-31-23
USDA	Federal	P-Soil-01	06-26-22
USDA	US Federal Programs	P330-16-00211	06-26-22
Utah	NELAP	PA001462019-8	05-31-22 *
Virginia	NELAP	10043	09-14-22
West Virginia DEP	State	142	01-31-23
Wisconsin	State	998027800	08-31-22

Laboratory: Eurofins St. Louis

All accreditations/certifications held by this laboratory are listed. Not all accreditations/certifications are applicable to this report.

Authority	Program	Identification Number	Expiration Date
Alaska (UST)	State	20-001	05-06-25
ANAB	Dept. of Defense ELAP	L2305	04-06-25
ANAB	Dept. of Energy	L2305.01	04-06-25
ANAB	ISO/IEC 17025	L2305	04-06-25
Arizona	State	AZ0813	12-08-22
California	Los Angeles County Sanitation Districts	10259	06-30-22
California	State	2886	07-01-22
Connecticut	State	PH-0241	03-31-23
Florida	NELAP	E87689	06-30-22
HI - RadChem Recognition	State	n/a	06-30-22
Illinois	NELAP	200023	11-30-22
Iowa	State	373	12-01-22
Kansas	NELAP	E-10236	10-31-22
Kentucky (DW)	State	KY90125	12-31-22
Kentucky (WW)	State	KY90125 (Permit KY0004049)	12-31-22

* Accreditation/Certification renewal pending - accreditation/certification considered valid.

Eurofins Pittsburgh

Accreditation/Certification Summary

Client: Haley & Aldrich, Inc.
Project/Site: CCR Groundwater Monitoring AB Brown

Job ID: 180-138328-1

Laboratory: Eurofins St. Louis (Continued)

All accreditations/certifications held by this laboratory are listed. Not all accreditations/certifications are applicable to this report.

Authority	Program	Identification Number	Expiration Date
Louisiana	NELAP	04080	06-30-22
Louisiana (DW)	State	LA011	12-31-22
Maryland	State	310	09-30-22
MI - RadChem Recognition	State	9005	06-30-22
Missouri	State	780	06-30-22
Nevada	State	MO000542020-1	07-31-22
New Jersey	NELAP	MO002	06-30-22
New York	NELAP	11616	04-01-23
North Dakota	State	R-207	06-30-22
NRC	NRC	24-24817-01	12-31-22
Oklahoma	NELAP	9997	08-31-22
Oregon	NELAP	4157	09-01-22
Pennsylvania	NELAP	68-00540	02-28-23
South Carolina	State	85002001	06-30-22
Texas	NELAP	T104704193	07-31-22
US Fish & Wildlife	US Federal Programs	058448	07-31-22
USDA	US Federal Programs	P330-17-00028	03-11-23
Utah	NELAP	MO000542021-14	08-01-22
Virginia	NELAP	10310	06-14-23
Washington	State	C592	08-30-22
West Virginia DEP	State	381	10-31-22

Sample Summary

Client: Haley & Aldrich, Inc.
Project/Site: CCR Groundwater Monitoring AB Brown

Job ID: 180-138328-1

Lab Sample ID	Client Sample ID	Matrix	Collected	Received
180-138328-1	CCR-AP-10	Water	05/17/22 10:30	05/19/22 09:00
180-138328-2	CCR-AP-11	Water	05/18/22 13:40	05/19/22 09:00
180-138328-3	CCR-BK-1	Water	05/18/22 15:25	05/19/22 09:00
180-138328-4	CCR-BK-2	Water	05/18/22 14:27	05/19/22 09:00
180-138328-5	FIELD BLANK 1	Water	05/17/22 08:40	05/19/22 09:00
180-138328-6	DUPLICATE 1	Water	05/17/22 00:01	05/19/22 09:00

1

2

3

4

5

6

7

8

9

10

11

12

13

Method Summary

Client: Haley & Aldrich, Inc.
Project/Site: CCR Groundwater Monitoring AB Brown

Job ID: 180-138328-1

Method	Method Description	Protocol	Laboratory
EPA 9056A	Anions, Ion Chromatography	SW846	TAL PIT
EPA 6020A	Metals (ICP/MS)	SW846	TAL PIT
EPA 7470A	Mercury (CVAA)	SW846	TAL PIT
EPA 9040C	pH	SW846	TAL PIT
SM 2540C	Solids, Total Dissolved (TDS)	SM	TAL PIT
9315	Radium-226 (GFPC)	SW846	TAL SL
9320	Radium-228 (GFPC)	SW846	TAL SL
Ra226_Ra228	Combined Radium-226 and Radium-228	TAL-STL	TAL SL
3005A	Preparation, Total Recoverable or Dissolved Metals	SW846	TAL PIT
7470A	Preparation, Mercury	SW846	TAL PIT
PrecSep_0	Preparation, Precipitate Separation	None	TAL SL
PrecSep-21	Preparation, Precipitate Separation (21-Day In-Growth)	None	TAL SL

Protocol References:

None = None

SM = "Standard Methods For The Examination Of Water And Wastewater"

SW846 = "Test Methods For Evaluating Solid Waste, Physical/Chemical Methods", Third Edition, November 1986 And Its Updates.

TAL-STL = TestAmerica Laboratories, St. Louis, Facility Standard Operating Procedure.

Laboratory References:

TAL PIT = Eurofins Pittsburgh, 301 Alpha Drive, RIDC Park, Pittsburgh, PA 15238, TEL (412)963-7058

TAL SL = Eurofins St. Louis, 13715 Rider Trail North, Earth City, MO 63045, TEL (314)298-8566

Lab Chronicle

Client: Haley & Aldrich, Inc.
 Project/Site: CCR Groundwater Monitoring AB Brown

Job ID: 180-138328-1

Client Sample ID: CCR-AP-10

Lab Sample ID: 180-138328-1

Date Collected: 05/17/22 10:30

Matrix: Water

Date Received: 05/19/22 09:00

Prep Type	Batch Type	Batch Method	Run	Dil Factor	Initial Amount	Final Amount	Batch Number	Prepared or Analyzed	Analyst	Lab
Total/NA	Analysis	EPA 9056A		2.5			400512	06/01/22 17:27	LWM	TAL PIT
Instrument ID: CHICS2100B										
Total/NA	Analysis	EPA 9056A		25			400512	06/01/22 18:11	LWM	TAL PIT
Instrument ID: CHICS2100B										
Total Recoverable	Prep	3005A			25 mL	25 mL	400278	05/28/22 10:26	EMR	TAL PIT
Total Recoverable	Analysis	EPA 6020A		1			401512	06/09/22 19:54	RSK	TAL PIT
Instrument ID: DORY										
Total Recoverable	Prep	3005A			25 mL	25 mL	400278	05/28/22 10:26	EMR	TAL PIT
Total Recoverable	Analysis	EPA 6020A		5			401660	06/10/22 12:52	RSK	TAL PIT
Instrument ID: NEMO										
Total/NA	Prep	7470A			50 mL	50 mL	400613	06/02/22 07:03	RJR	TAL PIT
Total/NA	Analysis	EPA 7470A		1			400744	06/02/22 16:09	RJR	TAL PIT
Instrument ID: HGY										
Total/NA	Analysis	EPA 9040C		1			399544	05/20/22 12:42	HEK	TAL PIT
Instrument ID: PHTITRATOR										
Total/NA	Analysis	SM 2540C		1	50 mL	100 mL	399540	05/20/22 15:20	JCR	TAL PIT
Instrument ID: NOEQUIP										
Total/NA	Prep	PrecSep-21			500.08 mL	1.0 g	567030	05/24/22 10:44	BMP	TAL SL
Total/NA	Analysis	9315		1			570152	06/15/22 08:19	FLC	TAL SL
Instrument ID: GFPCBLUE										
Total/NA	Prep	PrecSep_0			500.08 mL	1.0 g	567036	05/24/22 11:08	BMP	TAL SL
Total/NA	Analysis	9320		1			569973	06/14/22 13:53	FLC	TAL SL
Instrument ID: GFPCPURPLE										
Total/NA	Analysis	Ra226_Ra228		1			570160	06/15/22 15:59	CLP	TAL SL
Instrument ID: NOEQUIP										

Client Sample ID: CCR-AP-11

Lab Sample ID: 180-138328-2

Date Collected: 05/18/22 13:40

Matrix: Water

Date Received: 05/19/22 09:00

Prep Type	Batch Type	Batch Method	Run	Dil Factor	Initial Amount	Final Amount	Batch Number	Prepared or Analyzed	Analyst	Lab
Total/NA	Analysis	EPA 9056A		1			400512	06/01/22 18:56	LWM	TAL PIT
Instrument ID: CHICS2100B										
Total Recoverable	Prep	3005A			25 mL	25 mL	400278	05/28/22 10:26	EMR	TAL PIT
Total Recoverable	Analysis	EPA 6020A		1			401512	06/09/22 21:00	RSK	TAL PIT
Instrument ID: DORY										
Total Recoverable	Prep	3005A			25 mL	25 mL	400278	05/28/22 10:26	EMR	TAL PIT
Total Recoverable	Analysis	EPA 6020A		1			401660	06/10/22 13:10	RSK	TAL PIT
Instrument ID: NEMO										
Total/NA	Prep	7470A			50 mL	50 mL	400435	06/01/22 05:00	RJR	TAL PIT
Total/NA	Analysis	EPA 7470A		1			400599	06/01/22 16:05	RJR	TAL PIT
Instrument ID: HGY										
Total/NA	Analysis	EPA 9040C		1			399544	05/20/22 12:58	HEK	TAL PIT
Instrument ID: PHTITRATOR										

Eurofins Pittsburgh

Lab Chronicle

Client: Haley & Aldrich, Inc.
 Project/Site: CCR Groundwater Monitoring AB Brown

Job ID: 180-138328-1

Client Sample ID: CCR-AP-11

Lab Sample ID: 180-138328-2

Date Collected: 05/18/22 13:40

Matrix: Water

Date Received: 05/19/22 09:00

Prep Type	Batch Type	Batch Method	Run	Dil Factor	Initial Amount	Final Amount	Batch Number	Prepared or Analyzed	Analyst	Lab
Total/NA	Analysis	SM 2540C		1	100 mL	100 mL	399424	05/19/22 18:41	JCR	TAL PIT
Total/NA	Prep	PrecSep-21			751.63 mL	1.0 g	567030	05/24/22 10:44	BMP	TAL SL
Total/NA	Analysis	9315		1			570152	06/15/22 08:19	FLC	TAL SL
Instrument ID: GFPCBLUE										
Total/NA	Prep	PrecSep_0			751.63 mL	1.0 g	567036	05/24/22 11:08	BMP	TAL SL
Total/NA	Analysis	9320		1			569973	06/14/22 13:54	FLC	TAL SL
Instrument ID: GFPCPURPLE										
Total/NA	Analysis	Ra226_Ra228		1			570160	06/15/22 15:59	CLP	TAL SL
Instrument ID: NOEQUIP										

Client Sample ID: CCR-BK-1

Lab Sample ID: 180-138328-3

Date Collected: 05/18/22 15:25

Matrix: Water

Date Received: 05/19/22 09:00

Prep Type	Batch Type	Batch Method	Run	Dil Factor	Initial Amount	Final Amount	Batch Number	Prepared or Analyzed	Analyst	Lab
Total/NA	Analysis	EPA 9056A		1			400775	06/03/22 18:23	LWM	TAL PIT
Instrument ID: CHICS2100B										
Total Recoverable	Prep	3005A			25 mL	25 mL	400278	05/28/22 10:26	EMR	TAL PIT
Total Recoverable	Analysis	EPA 6020A		1			401512	06/09/22 21:04	RSK	TAL PIT
Instrument ID: DORY										
Total Recoverable	Prep	3005A			25 mL	25 mL	400278	05/28/22 10:26	EMR	TAL PIT
Total Recoverable	Analysis	EPA 6020A		1			401660	06/10/22 13:13	RSK	TAL PIT
Instrument ID: NEMO										
Total/NA	Prep	7470A			50 mL	50 mL	400435	06/01/22 05:00	RJR	TAL PIT
Total/NA	Analysis	EPA 7470A		1			400599	06/01/22 16:06	RJR	TAL PIT
Instrument ID: HGY										
Total/NA	Analysis	EPA 9040C		1			399544	05/20/22 12:53	HEK	TAL PIT
Instrument ID: PHTITRATOR										
Total/NA	Analysis	SM 2540C		1	100 mL	100 mL	399540	05/20/22 15:20	JCR	TAL PIT
Instrument ID: NOEQUIP										
Total/NA	Prep	PrecSep-21			1002.19 mL	1.0 g	567030	05/24/22 10:44	BMP	TAL SL
Total/NA	Analysis	9315		1			570152	06/15/22 08:20	FLC	TAL SL
Instrument ID: GFPCBLUE										
Total/NA	Prep	PrecSep_0			1002.19 mL	1.0 g	567036	05/24/22 11:08	BMP	TAL SL
Total/NA	Analysis	9320		1			569973	06/14/22 13:54	FLC	TAL SL
Instrument ID: GFPCPURPLE										
Total/NA	Analysis	Ra226_Ra228		1			570160	06/15/22 15:59	CLP	TAL SL
Instrument ID: NOEQUIP										

Lab Chronicle

Client: Haley & Aldrich, Inc.
 Project/Site: CCR Groundwater Monitoring AB Brown

Job ID: 180-138328-1

Client Sample ID: CCR-BK-2

Lab Sample ID: 180-138328-4

Date Collected: 05/18/22 14:27

Matrix: Water

Date Received: 05/19/22 09:00

Prep Type	Batch Type	Batch Method	Run	Dil Factor	Initial Amount	Final Amount	Batch Number	Prepared or Analyzed	Analyst	Lab
Total/NA	Analysis	EPA 9056A		1			400400	05/31/22 13:33	LWM	TAL PIT
Instrument ID: CHIC2100A										
Total Recoverable	Prep	3005A			25 mL	25 mL	400277	05/28/22 10:23	EMR	TAL PIT
Total Recoverable	Analysis	EPA 6020A		1			401097	06/04/22 14:38	RJR	TAL PIT
Instrument ID: NEMO										
Total/NA	Prep	7470A			50 mL	50 mL	400435	06/01/22 05:00	RJR	TAL PIT
Total/NA	Analysis	EPA 7470A		1			400599	06/01/22 16:07	RJR	TAL PIT
Instrument ID: HGY										
Total/NA	Analysis	EPA 9040C		1			399593	05/21/22 15:08	HEK	TAL PIT
Instrument ID: NOEQUIP										
Total/NA	Analysis	SM 2540C		1	100 mL	100 mL	399540	05/20/22 15:20	JCR	TAL PIT
Instrument ID: NOEQUIP										
Total/NA	Prep	PrecSep-21			1000.86 mL	1.0 g	567030	05/24/22 10:44	BMP	TAL SL
Total/NA	Analysis	9315		1			570152	06/15/22 08:20	FLC	TAL SL
Instrument ID: GFPCBLUE										
Total/NA	Prep	PrecSep_0			1000.86 mL	1.0 g	567036	05/24/22 11:08	BMP	TAL SL
Total/NA	Analysis	9320		1			569973	06/14/22 13:54	FLC	TAL SL
Instrument ID: GFPCPURPLE										
Total/NA	Analysis	Ra226_Ra228		1			570160	06/15/22 15:59	CLP	TAL SL
Instrument ID: NOEQUIP										

Client Sample ID: FIELD BLANK 1

Lab Sample ID: 180-138328-5

Date Collected: 05/17/22 08:40

Matrix: Water

Date Received: 05/19/22 09:00

Prep Type	Batch Type	Batch Method	Run	Dil Factor	Initial Amount	Final Amount	Batch Number	Prepared or Analyzed	Analyst	Lab
Total/NA	Analysis	EPA 9056A		1			400775	06/03/22 19:08	LWM	TAL PIT
Instrument ID: CHICS2100B										
Total Recoverable	Prep	3005A			25 mL	25 mL	400277	05/28/22 10:23	EMR	TAL PIT
Total Recoverable	Analysis	EPA 6020A		1			401097	06/04/22 14:50	RJR	TAL PIT
Instrument ID: NEMO										
Total/NA	Prep	7470A			50 mL	50 mL	400435	06/01/22 05:00	RJR	TAL PIT
Total/NA	Analysis	EPA 7470A		1			400599	06/01/22 16:11	RJR	TAL PIT
Instrument ID: HGY										
Total/NA	Analysis	EPA 9040C		1			399593	05/21/22 15:24	HEK	TAL PIT
Instrument ID: NOEQUIP										
Total/NA	Analysis	SM 2540C		1	100 mL	100 mL	399540	05/20/22 15:20	JCR	TAL PIT
Instrument ID: NOEQUIP										
Total/NA	Prep	PrecSep-21			1002.48 mL	1.0 g	567030	05/24/22 10:44	BMP	TAL SL
Total/NA	Analysis	9315		1			570152	06/15/22 08:21	FLC	TAL SL
Instrument ID: GFPCBLUE										
Total/NA	Prep	PrecSep_0			1002.48 mL	1.0 g	567036	05/24/22 11:08	BMP	TAL SL
Total/NA	Analysis	9320		1			569973	06/14/22 13:55	FLC	TAL SL
Instrument ID: GFPCPURPLE										

Eurofins Pittsburgh

Lab Chronicle

Client: Haley & Aldrich, Inc.
 Project/Site: CCR Groundwater Monitoring AB Brown

Job ID: 180-138328-1

Client Sample ID: FIELD BLANK 1

Lab Sample ID: 180-138328-5

Date Collected: 05/17/22 08:40

Matrix: Water

Date Received: 05/19/22 09:00

Prep Type	Batch Type	Batch Method	Run	Dil Factor	Initial Amount	Final Amount	Batch Number	Prepared or Analyzed	Analyst	Lab
Total/NA	Analysis	Ra226_Ra228		1			570160	06/15/22 15:59	CLP	TAL SL

Client Sample ID: DUPLICATE 1

Lab Sample ID: 180-138328-6

Date Collected: 05/17/22 00:01

Matrix: Water

Date Received: 05/19/22 09:00

Prep Type	Batch Type	Batch Method	Run	Dil Factor	Initial Amount	Final Amount	Batch Number	Prepared or Analyzed	Analyst	Lab
Total/NA	Analysis	EPA 9056A Instrument ID: CHICS2100B		1			400775	06/03/22 19:23	LWM	TAL PIT
Total Recoverable	Prep	3005A			25 mL	25 mL	400277	05/28/22 10:23	EMR	TAL PIT
Total Recoverable	Analysis	EPA 6020A Instrument ID: NEMO		1			401097	06/04/22 14:58	RJR	TAL PIT
Total/NA	Prep	7470A			50 mL	50 mL	400435	06/01/22 05:00	RJR	TAL PIT
Total/NA	Analysis	EPA 7470A Instrument ID: HGY		1			400599	06/01/22 16:15	RJR	TAL PIT
Total/NA	Analysis	EPA 9040C Instrument ID: PHTITRATOR		1			399544	05/20/22 13:04	HEK	TAL PIT
Total/NA	Analysis	SM 2540C Instrument ID: NOEQUIP		1	100 mL	100 mL	399540	05/20/22 15:20	JCR	TAL PIT
Total/NA	Prep	PrecSep-21			997.65 mL	1.0 g	567030	05/24/22 10:44	BMP	TAL SL
Total/NA	Analysis	9315 Instrument ID: GFPCBLUE		1			570152	06/15/22 08:21	FLC	TAL SL
Total/NA	Prep	PrecSep_0			997.65 mL	1.0 g	567036	05/24/22 11:08	BMP	TAL SL
Total/NA	Analysis	9320 Instrument ID: GFPCORANGE		1			570095	06/14/22 13:58	FLC	TAL SL
Total/NA	Analysis	Ra226_Ra228 Instrument ID: NOEQUIP		1			570160	06/15/22 15:59	CLP	TAL SL

Laboratory References:

TAL PIT = Eurofins Pittsburgh, 301 Alpha Drive, RIDC Park, Pittsburgh, PA 15238, TEL (412)963-7058

TAL SL = Eurofins St. Louis, 13715 Rider Trail North, Earth City, MO 63045, TEL (314)298-8566

Lab Chronicle

Client: Haley & Aldrich, Inc.
Project/Site: CCR Groundwater Monitoring AB Brown

Job ID: 180-138328-1

Analyst References:

Lab: TAL PIT

Batch Type: Prep

EMR = Elizabeth Rarick

RJR = Ron Rosenbaum

Batch Type: Analysis

HEK = Hope Kiesling

JCR = Jessica Rodgers

LWM = Larry Matko

RJR = Ron Rosenbaum

RSK = Robert Kurtz

Lab: TAL SL

Batch Type: Prep

BMP = Bailey Pinette

Batch Type: Analysis

CLP = Cassandra Park

FLC = Fernando Cruz

- 1
- 2
- 3
- 4
- 5
- 6
- 7
- 8
- 9
- 10
- 11
- 12
- 13

Client Sample Results

Client: Haley & Aldrich, Inc.
 Project/Site: CCR Groundwater Monitoring AB Brown

Job ID: 180-138328-1

Client Sample ID: CCR-AP-10

Lab Sample ID: 180-138328-1

Date Collected: 05/17/22 10:30

Matrix: Water

Date Received: 05/19/22 09:00

Method: EPA 9056A - Anions, Ion Chromatography

Analyte	Result	Qualifier	RL	MDL	Unit	D	Prepared	Analyzed	Dil Fac
Chloride	99	F1	2.5	1.8	mg/L			06/01/22 17:27	2.5
Fluoride	0.44		0.25	0.065	mg/L			06/01/22 17:27	2.5
Sulfate	1400	F1	25	19	mg/L			06/01/22 18:11	25

Method: EPA 6020A - Metals (ICP/MS) - Total Recoverable

Analyte	Result	Qualifier	RL	MDL	Unit	D	Prepared	Analyzed	Dil Fac
Antimony	ND		0.0020	0.00051	mg/L		05/28/22 10:26	06/09/22 19:54	1
Arsenic	0.0026		0.0010	0.00028	mg/L		05/28/22 10:26	06/09/22 19:54	1
Barium	0.023		0.010	0.0031	mg/L		05/28/22 10:26	06/09/22 19:54	1
Beryllium	0.00036	J	0.0010	0.00027	mg/L		05/28/22 10:26	06/09/22 19:54	1
Boron	7.5		0.40	0.30	mg/L		05/28/22 10:26	06/10/22 12:52	5
Cadmium	ND		0.0010	0.00022	mg/L		05/28/22 10:26	06/09/22 19:54	1
Calcium	210		0.50	0.13	mg/L		05/28/22 10:26	06/09/22 19:54	1
Chromium	0.0034		0.0020	0.0015	mg/L		05/28/22 10:26	06/09/22 19:54	1
Cobalt	0.0027		0.00050	0.00026	mg/L		05/28/22 10:26	06/09/22 19:54	1
Lead	0.0025		0.0010	0.00017	mg/L		05/28/22 10:26	06/09/22 19:54	1
Lithium	0.0031	J	0.0050	0.00083	mg/L		05/28/22 10:26	06/09/22 19:54	1
Molybdenum	0.0024	J	0.0050	0.00061	mg/L		05/28/22 10:26	06/09/22 19:54	1
Selenium	0.038		0.0050	0.00074	mg/L		05/28/22 10:26	06/09/22 19:54	1
Thallium	ND		0.0010	0.00047	mg/L		05/28/22 10:26	06/09/22 19:54	1

Method: EPA 7470A - Mercury (CVAA)

Analyte	Result	Qualifier	RL	MDL	Unit	D	Prepared	Analyzed	Dil Fac
Mercury	ND		0.00020	0.00013	mg/L		06/02/22 07:03	06/02/22 16:09	1

General Chemistry

Analyte	Result	Qualifier	RL	MDL	Unit	D	Prepared	Analyzed	Dil Fac
Total Dissolved Solids	2900		20	20	mg/L			05/20/22 15:20	1
Analyte	Result	Qualifier	RL	RL	Unit	D	Prepared	Analyzed	Dil Fac
pH	7.8	HF	0.1	0.1	SU			05/20/22 12:42	1

Method: 9315 - Radium-226 (GFPC)

Analyte	Result	Qualifier	Count Uncert. (2σ+/-)	Total Uncert. (2σ+/-)	RL	MDC	Unit	Prepared	Analyzed	Dil Fac
Radium-226	0.198	U	0.304	0.305	1.00	0.524	pCi/L	05/24/22 10:44	06/15/22 08:19	1
Carrier	%Yield	Qualifier	Limits					Prepared	Analyzed	Dil Fac
Ba Carrier	96.3		40 - 110					05/24/22 10:44	06/15/22 08:19	1

Method: 9320 - Radium-228 (GFPC)

Analyte	Result	Qualifier	Count Uncert. (2σ+/-)	Total Uncert. (2σ+/-)	RL	MDC	Unit	Prepared	Analyzed	Dil Fac
Radium-228	0.170	U G	0.587	0.588	1.00	1.05	pCi/L	05/24/22 11:08	06/14/22 13:53	1
Carrier	%Yield	Qualifier	Limits					Prepared	Analyzed	Dil Fac
Ba Carrier	96.3		40 - 110					05/24/22 11:08	06/14/22 13:53	1
Y Carrier	86.0		40 - 110					05/24/22 11:08	06/14/22 13:53	1

Eurofins Pittsburgh

Client Sample Results

Client: Haley & Aldrich, Inc.
 Project/Site: CCR Groundwater Monitoring AB Brown

Job ID: 180-138328-1

Client Sample ID: CCR-AP-10

Lab Sample ID: 180-138328-1

Date Collected: 05/17/22 10:30

Matrix: Water

Date Received: 05/19/22 09:00

Method: Ra226_Ra228 - Combined Radium-226 and Radium-228

Analyte	Result	Qualifier	Count	Total	RL	MDC	Unit	Prepared	Analyzed	Dil Fac
			Uncert.	Uncert.						
Combined Radium 226 + 228	0.368	U	0.661	0.662	5.00	1.05	pCi/L		06/15/22 15:59	1

Client Sample ID: CCR-AP-11

Lab Sample ID: 180-138328-2

Date Collected: 05/18/22 13:40

Matrix: Water

Date Received: 05/19/22 09:00

Method: EPA 9056A - Anions, Ion Chromatography

Analyte	Result	Qualifier	RL	MDL	Unit	D	Prepared	Analyzed	Dil Fac
Chloride	42		1.0	0.71	mg/L			06/01/22 18:56	1
Fluoride	0.15		0.10	0.026	mg/L			06/01/22 18:56	1
Sulfate	180		1.0	0.76	mg/L			06/01/22 18:56	1

Method: EPA 6020A - Metals (ICP/MS) - Total Recoverable

Analyte	Result	Qualifier	RL	MDL	Unit	D	Prepared	Analyzed	Dil Fac
Antimony	ND		0.0020	0.00051	mg/L		05/28/22 10:26	06/09/22 21:00	1
Arsenic	0.0033		0.0010	0.00028	mg/L		05/28/22 10:26	06/09/22 21:00	1
Barium	0.062		0.010	0.0031	mg/L		05/28/22 10:26	06/09/22 21:00	1
Beryllium	ND		0.0010	0.00027	mg/L		05/28/22 10:26	06/09/22 21:00	1
Boron	0.76		0.080	0.060	mg/L		05/28/22 10:26	06/10/22 13:10	1
Cadmium	ND		0.0010	0.00022	mg/L		05/28/22 10:26	06/09/22 21:00	1
Calcium	130		0.50	0.13	mg/L		05/28/22 10:26	06/09/22 21:00	1
Chromium	0.0031		0.0020	0.0015	mg/L		05/28/22 10:26	06/09/22 21:00	1
Cobalt	0.0018		0.00050	0.00026	mg/L		05/28/22 10:26	06/09/22 21:00	1
Lead	0.0031		0.0010	0.00017	mg/L		05/28/22 10:26	06/09/22 21:00	1
Lithium	0.013		0.0050	0.00083	mg/L		05/28/22 10:26	06/09/22 21:00	1
Molybdenum	0.0011	J	0.0050	0.00061	mg/L		05/28/22 10:26	06/09/22 21:00	1
Selenium	0.011		0.0050	0.00074	mg/L		05/28/22 10:26	06/09/22 21:00	1
Thallium	ND		0.0010	0.00047	mg/L		05/28/22 10:26	06/09/22 21:00	1

Method: EPA 7470A - Mercury (CVAA)

Analyte	Result	Qualifier	RL	MDL	Unit	D	Prepared	Analyzed	Dil Fac
Mercury	ND		0.00020	0.00013	mg/L		06/01/22 05:00	06/01/22 16:05	1

General Chemistry

Analyte	Result	Qualifier	RL	MDL	Unit	D	Prepared	Analyzed	Dil Fac
Total Dissolved Solids	780		10	10	mg/L			05/19/22 18:41	1
Analyte	Result	Qualifier	RL	RL	Unit	D	Prepared	Analyzed	Dil Fac
pH	7.7	HF	0.1	0.1	SU			05/20/22 12:58	1

Method: 9315 - Radium-226 (GFPC)

Analyte	Result	Qualifier	Count	Total	RL	MDC	Unit	Prepared	Analyzed	Dil Fac
			Uncert.	Uncert.						
Radium-226	0.227	U	0.307	0.307	1.00	0.515	pCi/L	05/24/22 10:44	06/15/22 08:19	1
Carrier	%Yield	Qualifier	Limits		Prepared	Analyzed	Dil Fac			
Ba Carrier	73.3		40 - 110		05/24/22 10:44	06/15/22 08:19	1			

Eurofins Pittsburgh

Client Sample Results

Client: Haley & Aldrich, Inc.
 Project/Site: CCR Groundwater Monitoring AB Brown

Job ID: 180-138328-1

Client Sample ID: CCR-AP-11

Lab Sample ID: 180-138328-2

Date Collected: 05/18/22 13:40

Matrix: Water

Date Received: 05/19/22 09:00

Method: 9320 - Radium-228 (GFPC)

Analyte	Result	Qualifier	Count Uncert. (2σ+/-)	Total Uncert. (2σ+/-)	RL	MDC	Unit	Prepared	Analyzed	Dil Fac
Radium-228	0.0793	U	0.471	0.471	1.00	0.863	pCi/L	05/24/22 11:08	06/14/22 13:54	1
Carrier	%Yield	Qualifier	Limits					Prepared	Analyzed	Dil Fac
Ba Carrier	73.3		40 - 110					05/24/22 11:08	06/14/22 13:54	1
Y Carrier	85.2		40 - 110					05/24/22 11:08	06/14/22 13:54	1

Method: Ra226_Ra228 - Combined Radium-226 and Radium-228

Analyte	Result	Qualifier	Count Uncert. (2σ+/-)	Total Uncert. (2σ+/-)	RL	MDC	Unit	Prepared	Analyzed	Dil Fac
Combined Radium 226 + 228	0.306	U	0.562	0.562	5.00	0.863	pCi/L		06/15/22 15:59	1

Client Sample ID: CCR-BK-1

Lab Sample ID: 180-138328-3

Date Collected: 05/18/22 15:25

Matrix: Water

Date Received: 05/19/22 09:00

Method: EPA 9056A - Anions, Ion Chromatography

Analyte	Result	Qualifier	RL	MDL	Unit	D	Prepared	Analyzed	Dil Fac
Chloride	7.0		1.0	0.71	mg/L			06/03/22 18:23	1
Fluoride	0.33		0.10	0.026	mg/L			06/03/22 18:23	1
Sulfate	31		1.0	0.76	mg/L			06/03/22 18:23	1

Method: EPA 6020A - Metals (ICP/MS) - Total Recoverable

Analyte	Result	Qualifier	RL	MDL	Unit	D	Prepared	Analyzed	Dil Fac
Antimony	ND		0.0020	0.00051	mg/L		05/28/22 10:26	06/09/22 21:04	1
Arsenic	ND		0.0010	0.00028	mg/L		05/28/22 10:26	06/09/22 21:04	1
Barium	0.038		0.010	0.0031	mg/L		05/28/22 10:26	06/09/22 21:04	1
Beryllium	ND		0.0010	0.00027	mg/L		05/28/22 10:26	06/09/22 21:04	1
Boron	ND		0.080	0.060	mg/L		05/28/22 10:26	06/10/22 13:13	1
Cadmium	ND		0.0010	0.00022	mg/L		05/28/22 10:26	06/09/22 21:04	1
Calcium	49		0.50	0.13	mg/L		05/28/22 10:26	06/09/22 21:04	1
Chromium	ND		0.0020	0.0015	mg/L		05/28/22 10:26	06/09/22 21:04	1
Cobalt	ND		0.00050	0.00026	mg/L		05/28/22 10:26	06/09/22 21:04	1
Lead	0.00018	J	0.0010	0.00017	mg/L		05/28/22 10:26	06/09/22 21:04	1
Lithium	0.0025	J	0.0050	0.00083	mg/L		05/28/22 10:26	06/09/22 21:04	1
Molybdenum	0.00074	J	0.0050	0.00061	mg/L		05/28/22 10:26	06/09/22 21:04	1
Selenium	ND		0.0050	0.00074	mg/L		05/28/22 10:26	06/09/22 21:04	1
Thallium	ND		0.0010	0.00047	mg/L		05/28/22 10:26	06/09/22 21:04	1

Method: EPA 7470A - Mercury (CVAA)

Analyte	Result	Qualifier	RL	MDL	Unit	D	Prepared	Analyzed	Dil Fac
Mercury	ND		0.00020	0.00013	mg/L		06/01/22 05:00	06/01/22 16:06	1

General Chemistry

Analyte	Result	Qualifier	RL	MDL	Unit	D	Prepared	Analyzed	Dil Fac
Total Dissolved Solids	300		10	10	mg/L			05/20/22 15:20	1
Analyte	Result	Qualifier	RL	RL	Unit	D	Prepared	Analyzed	Dil Fac
pH	7.6	HF	0.1	0.1	SU			05/20/22 12:53	1

Eurofins Pittsburgh

Client Sample Results

Client: Haley & Aldrich, Inc.
 Project/Site: CCR Groundwater Monitoring AB Brown

Job ID: 180-138328-1

Client Sample ID: CCR-BK-1

Lab Sample ID: 180-138328-3

Date Collected: 05/18/22 15:25

Matrix: Water

Date Received: 05/19/22 09:00

Method: 9315 - Radium-226 (GFPC)

Analyte	Result	Qualifier	Count Uncert. (2σ+/-)	Total Uncert. (2σ+/-)	RL	MDC	Unit	Prepared	Analyzed	Dil Fac
Radium-226	0.191	U	0.201	0.201	1.00	0.321	pCi/L	05/24/22 10:44	06/15/22 08:20	1
Carrier	%Yield	Qualifier	Limits					Prepared	Analyzed	Dil Fac
Ba Carrier	93.5		40 - 110					05/24/22 10:44	06/15/22 08:20	1

Method: 9320 - Radium-228 (GFPC)

Analyte	Result	Qualifier	Count Uncert. (2σ+/-)	Total Uncert. (2σ+/-)	RL	MDC	Unit	Prepared	Analyzed	Dil Fac
Radium-228	0.385	U	0.330	0.332	1.00	0.518	pCi/L	05/24/22 11:08	06/14/22 13:54	1
Carrier	%Yield	Qualifier	Limits					Prepared	Analyzed	Dil Fac
Ba Carrier	93.5		40 - 110					05/24/22 11:08	06/14/22 13:54	1
Y Carrier	84.5		40 - 110					05/24/22 11:08	06/14/22 13:54	1

Method: Ra226_Ra228 - Combined Radium-226 and Radium-228

Analyte	Result	Qualifier	Count Uncert. (2σ+/-)	Total Uncert. (2σ+/-)	RL	MDC	Unit	Prepared	Analyzed	Dil Fac
Combined Radium 226 + 228	0.576		0.386	0.388	5.00	0.518	pCi/L		06/15/22 15:59	1

Client Sample ID: CCR-BK-2

Lab Sample ID: 180-138328-4

Date Collected: 05/18/22 14:27

Matrix: Water

Date Received: 05/19/22 09:00

Method: EPA 9056A - Anions, Ion Chromatography

Analyte	Result	Qualifier	RL	MDL	Unit	D	Prepared	Analyzed	Dil Fac
Chloride	36	F1	1.0	0.71	mg/L			05/31/22 13:33	1
Fluoride	0.34		0.10	0.026	mg/L			05/31/22 13:33	1
Sulfate	64	F1	1.0	0.76	mg/L			05/31/22 13:33	1

Method: EPA 6020A - Metals (ICP/MS) - Total Recoverable

Analyte	Result	Qualifier	RL	MDL	Unit	D	Prepared	Analyzed	Dil Fac
Antimony	ND		0.0020	0.00051	mg/L		05/28/22 10:23	06/04/22 14:38	1
Arsenic	ND		0.0010	0.00028	mg/L		05/28/22 10:23	06/04/22 14:38	1
Barium	0.037		0.010	0.0031	mg/L		05/28/22 10:23	06/04/22 14:38	1
Beryllium	ND		0.0010	0.00027	mg/L		05/28/22 10:23	06/04/22 14:38	1
Boron	ND		0.080	0.060	mg/L		05/28/22 10:23	06/04/22 14:38	1
Cadmium	ND		0.0010	0.00022	mg/L		05/28/22 10:23	06/04/22 14:38	1
Calcium	47		0.50	0.13	mg/L		05/28/22 10:23	06/04/22 14:38	1
Chromium	ND		0.0020	0.0015	mg/L		05/28/22 10:23	06/04/22 14:38	1
Cobalt	ND		0.00050	0.00026	mg/L		05/28/22 10:23	06/04/22 14:38	1
Lead	ND		0.0010	0.00017	mg/L		05/28/22 10:23	06/04/22 14:38	1
Lithium	0.0025	J	0.0050	0.00083	mg/L		05/28/22 10:23	06/04/22 14:38	1
Molybdenum	0.00063	J	0.0050	0.00061	mg/L		05/28/22 10:23	06/04/22 14:38	1
Selenium	ND		0.0050	0.00074	mg/L		05/28/22 10:23	06/04/22 14:38	1
Thallium	ND		0.0010	0.00047	mg/L		05/28/22 10:23	06/04/22 14:38	1

Eurofins Pittsburgh

Client Sample Results

Client: Haley & Aldrich, Inc.
 Project/Site: CCR Groundwater Monitoring AB Brown

Job ID: 180-138328-1

Client Sample ID: CCR-BK-2

Lab Sample ID: 180-138328-4

Date Collected: 05/18/22 14:27

Matrix: Water

Date Received: 05/19/22 09:00

Method: EPA 7470A - Mercury (CVAA)

Analyte	Result	Qualifier	RL	MDL	Unit	D	Prepared	Analyzed	Dil Fac
Mercury	ND		0.00020	0.00013	mg/L		06/01/22 05:00	06/01/22 16:07	1

General Chemistry

Analyte	Result	Qualifier	RL	MDL	Unit	D	Prepared	Analyzed	Dil Fac
Total Dissolved Solids	270		10	10	mg/L			05/20/22 15:20	1

Analyte	Result	Qualifier	RL	RL	Unit	D	Prepared	Analyzed	Dil Fac
pH	7.3	HF	0.1	0.1	SU			05/21/22 15:08	1

Method: 9315 - Radium-226 (GFPC)

Analyte	Result	Qualifier	Count Uncert. (2σ+/-)	Total Uncert. (2σ+/-)	RL	MDC	Unit	Prepared	Analyzed	Dil Fac
Radium-226	-0.135	U	0.113	0.114	1.00	0.297	pCi/L	05/24/22 10:44	06/15/22 08:20	1

Carrier	%Yield	Qualifier	Limits	Prepared	Analyzed	Dil Fac
Ba Carrier	99.8		40 - 110	05/24/22 10:44	06/15/22 08:20	1

Method: 9320 - Radium-228 (GFPC)

Analyte	Result	Qualifier	Count Uncert. (2σ+/-)	Total Uncert. (2σ+/-)	RL	MDC	Unit	Prepared	Analyzed	Dil Fac
Radium-228	-0.0220	U	0.202	0.202	1.00	0.399	pCi/L	05/24/22 11:08	06/14/22 13:54	1

Carrier	%Yield	Qualifier	Limits	Prepared	Analyzed	Dil Fac
Ba Carrier	99.8		40 - 110	05/24/22 11:08	06/14/22 13:54	1
Y Carrier	84.1		40 - 110	05/24/22 11:08	06/14/22 13:54	1

Method: Ra226_Ra228 - Combined Radium-226 and Radium-228

Analyte	Result	Qualifier	Count Uncert. (2σ+/-)	Total Uncert. (2σ+/-)	RL	MDC	Unit	Prepared	Analyzed	Dil Fac
Combined Radium 226 + 228	-0.157	U	0.231	0.232	5.00	0.399	pCi/L		06/15/22 15:59	1

Client Sample ID: FIELD BLANK 1

Lab Sample ID: 180-138328-5

Date Collected: 05/17/22 08:40

Matrix: Water

Date Received: 05/19/22 09:00

Method: EPA 9056A - Anions, Ion Chromatography

Analyte	Result	Qualifier	RL	MDL	Unit	D	Prepared	Analyzed	Dil Fac
Chloride	ND		1.0	0.71	mg/L			06/03/22 19:08	1
Fluoride	0.045	J	0.10	0.026	mg/L			06/03/22 19:08	1
Sulfate	ND		1.0	0.76	mg/L			06/03/22 19:08	1

Method: EPA 6020A - Metals (ICP/MS) - Total Recoverable

Analyte	Result	Qualifier	RL	MDL	Unit	D	Prepared	Analyzed	Dil Fac
Antimony	ND		0.0020	0.00051	mg/L		05/28/22 10:23	06/04/22 14:50	1
Arsenic	ND		0.0010	0.00028	mg/L		05/28/22 10:23	06/04/22 14:50	1
Barium	ND		0.010	0.0031	mg/L		05/28/22 10:23	06/04/22 14:50	1
Beryllium	ND		0.0010	0.00027	mg/L		05/28/22 10:23	06/04/22 14:50	1
Boron	ND		0.080	0.060	mg/L		05/28/22 10:23	06/04/22 14:50	1
Cadmium	ND		0.0010	0.00022	mg/L		05/28/22 10:23	06/04/22 14:50	1

Eurofins Pittsburgh

Client Sample Results

Client: Haley & Aldrich, Inc.
 Project/Site: CCR Groundwater Monitoring AB Brown

Job ID: 180-138328-1

Client Sample ID: FIELD BLANK 1

Lab Sample ID: 180-138328-5

Date Collected: 05/17/22 08:40

Matrix: Water

Date Received: 05/19/22 09:00

Method: EPA 6020A - Metals (ICP/MS) - Total Recoverable (Continued)

Analyte	Result	Qualifier	RL	MDL	Unit	D	Prepared	Analyzed	Dil Fac
Calcium	ND		0.50	0.13	mg/L		05/28/22 10:23	06/04/22 14:50	1
Chromium	0.024		0.0020	0.0015	mg/L		05/28/22 10:23	06/04/22 14:50	1
Cobalt	ND		0.00050	0.00026	mg/L		05/28/22 10:23	06/04/22 14:50	1
Lead	ND		0.0010	0.00017	mg/L		05/28/22 10:23	06/04/22 14:50	1
Lithium	ND		0.0050	0.00083	mg/L		05/28/22 10:23	06/04/22 14:50	1
Molybdenum	ND		0.0050	0.00061	mg/L		05/28/22 10:23	06/04/22 14:50	1
Selenium	ND		0.0050	0.00074	mg/L		05/28/22 10:23	06/04/22 14:50	1
Thallium	0.00052 J		0.0010	0.00047	mg/L		05/28/22 10:23	06/04/22 14:50	1

Method: EPA 7470A - Mercury (CVAA)

Analyte	Result	Qualifier	RL	MDL	Unit	D	Prepared	Analyzed	Dil Fac
Mercury	ND		0.00020	0.00013	mg/L		06/01/22 05:00	06/01/22 16:11	1

General Chemistry

Analyte	Result	Qualifier	RL	MDL	Unit	D	Prepared	Analyzed	Dil Fac
Total Dissolved Solids	ND		10	10	mg/L			05/20/22 15:20	1
Analyte	Result	Qualifier	RL	RL	Unit	D	Prepared	Analyzed	Dil Fac
pH	5.7	HF	0.1	0.1	SU			05/21/22 15:24	1

Method: 9315 - Radium-226 (GFPC)

Analyte	Result	Qualifier	Count Uncert. (2σ+/-)	Total Uncert. (2σ+/-)	RL	MDC	Unit	Prepared	Analyzed	Dil Fac
Radium-226	0.0175	U	0.168	0.168	1.00	0.323	pCi/L	05/24/22 10:44	06/15/22 08:21	1
Carrier	%Yield	Qualifier	Limits					Prepared	Analyzed	Dil Fac
Ba Carrier	97.3		40 - 110					05/24/22 10:44	06/15/22 08:21	1

Method: 9320 - Radium-228 (GFPC)

Analyte	Result	Qualifier	Count Uncert. (2σ+/-)	Total Uncert. (2σ+/-)	RL	MDC	Unit	Prepared	Analyzed	Dil Fac
Radium-228	0.127	U	0.279	0.279	1.00	0.489	pCi/L	05/24/22 11:08	06/14/22 13:55	1
Carrier	%Yield	Qualifier	Limits					Prepared	Analyzed	Dil Fac
Ba Carrier	97.3		40 - 110					05/24/22 11:08	06/14/22 13:55	1
Y Carrier	84.5		40 - 110					05/24/22 11:08	06/14/22 13:55	1

Method: Ra226_Ra228 - Combined Radium-226 and Radium-228

Analyte	Result	Qualifier	Count Uncert. (2σ+/-)	Total Uncert. (2σ+/-)	RL	MDC	Unit	Prepared	Analyzed	Dil Fac
Combined Radium 226 + 228	0.144	U	0.326	0.326	5.00	0.489	pCi/L		06/15/22 15:59	1

Client Sample ID: DUPLICATE 1

Lab Sample ID: 180-138328-6

Date Collected: 05/17/22 00:01

Matrix: Water

Date Received: 05/19/22 09:00

Method: EPA 9056A - Anions, Ion Chromatography

Analyte	Result	Qualifier	RL	MDL	Unit	D	Prepared	Analyzed	Dil Fac
Chloride	13		1.0	0.71	mg/L			06/03/22 19:23	1

Eurofins Pittsburgh

Client Sample Results

Client: Haley & Aldrich, Inc.
 Project/Site: CCR Groundwater Monitoring AB Brown

Job ID: 180-138328-1

Client Sample ID: DUPLICATE 1

Lab Sample ID: 180-138328-6

Date Collected: 05/17/22 00:01

Matrix: Water

Date Received: 05/19/22 09:00

Method: EPA 9056A - Anions, Ion Chromatography (Continued)

Analyte	Result	Qualifier	RL	MDL	Unit	D	Prepared	Analyzed	Dil Fac
Fluoride	0.53		0.10	0.026	mg/L			06/03/22 19:23	1
Sulfate	74		1.0	0.76	mg/L			06/03/22 19:23	1

Method: EPA 6020A - Metals (ICP/MS) - Total Recoverable

Analyte	Result	Qualifier	RL	MDL	Unit	D	Prepared	Analyzed	Dil Fac
Antimony	ND		0.0020	0.00051	mg/L		05/28/22 10:23	06/04/22 14:58	1
Arsenic	0.00081	J	0.0010	0.00028	mg/L		05/28/22 10:23	06/04/22 14:58	1
Barium	0.071		0.010	0.0031	mg/L		05/28/22 10:23	06/04/22 14:58	1
Beryllium	ND		0.0010	0.00027	mg/L		05/28/22 10:23	06/04/22 14:58	1
Boron	ND	^+	0.080	0.060	mg/L		05/28/22 10:23	06/04/22 14:58	1
Cadmium	ND		0.0010	0.00022	mg/L		05/28/22 10:23	06/04/22 14:58	1
Calcium	150		0.50	0.13	mg/L		05/28/22 10:23	06/04/22 14:58	1
Chromium	0.0028		0.0020	0.0015	mg/L		05/28/22 10:23	06/04/22 14:58	1
Cobalt	0.00034	J	0.00050	0.00026	mg/L		05/28/22 10:23	06/04/22 14:58	1
Lead	0.00031	J	0.0010	0.00017	mg/L		05/28/22 10:23	06/04/22 14:58	1
Lithium	0.00098	J	0.0050	0.00083	mg/L		05/28/22 10:23	06/04/22 14:58	1
Molybdenum	0.0014	J	0.0050	0.00061	mg/L		05/28/22 10:23	06/04/22 14:58	1
Selenium	ND		0.0050	0.00074	mg/L		05/28/22 10:23	06/04/22 14:58	1
Thallium	ND		0.0010	0.00047	mg/L		05/28/22 10:23	06/04/22 14:58	1

Method: EPA 7470A - Mercury (CVAA)

Analyte	Result	Qualifier	RL	MDL	Unit	D	Prepared	Analyzed	Dil Fac
Mercury	ND		0.00020	0.00013	mg/L		06/01/22 05:00	06/01/22 16:15	1

General Chemistry

Analyte	Result	Qualifier	RL	MDL	Unit	D	Prepared	Analyzed	Dil Fac
Total Dissolved Solids	790		10	10	mg/L			05/20/22 15:20	1
Analyte	Result	Qualifier	RL	RL	Unit	D	Prepared	Analyzed	Dil Fac
pH	7.8	HF	0.1	0.1	SU			05/20/22 13:04	1

Method: 9315 - Radium-226 (GFPC)

Analyte	Result	Qualifier	Count Uncert. (2σ+/-)	Total Uncert. (2σ+/-)	RL	MDC	Unit	Prepared	Analyzed	Dil Fac
Radium-226	0.188	U	0.153	0.154	1.00	0.222	pCi/L	05/24/22 10:44	06/15/22 08:21	1
Carrier	%Yield	Qualifier	Limits					Prepared	Analyzed	Dil Fac
Ba Carrier	102		40 - 110					05/24/22 10:44	06/15/22 08:21	1

Method: 9320 - Radium-228 (GFPC)

Analyte	Result	Qualifier	Count Uncert. (2σ+/-)	Total Uncert. (2σ+/-)	RL	MDC	Unit	Prepared	Analyzed	Dil Fac
Radium-228	0.312	U	0.302	0.303	1.00	0.484	pCi/L	05/24/22 11:08	06/14/22 13:58	1
Carrier	%Yield	Qualifier	Limits					Prepared	Analyzed	Dil Fac
Ba Carrier	102		40 - 110					05/24/22 11:08	06/14/22 13:58	1
Y Carrier	84.5		40 - 110					05/24/22 11:08	06/14/22 13:58	1

Eurofins Pittsburgh

Client Sample Results

Client: Haley & Aldrich, Inc.
Project/Site: CCR Groundwater Monitoring AB Brown

Job ID: 180-138328-1

Client Sample ID: DUPLICATE 1

Lab Sample ID: 180-138328-6

Date Collected: 05/17/22 00:01

Matrix: Water

Date Received: 05/19/22 09:00

Method: Ra226_Ra228 - Combined Radium-226 and Radium-228

Analyte	Result	Qualifier	Count Uncert. (2σ+/-)	Total Uncert. (2σ+/-)	RL	MDC	Unit	Prepared	Analyzed	Dil Fac
Combined Radium 226 + 228	0.500		0.339	0.340	5.00	0.484	pCi/L		06/15/22 15:59	1

- 1
- 2
- 3
- 4
- 5
- 6
- 7
- 8
- 9
- 10
- 11
- 12
- 13

QC Sample Results

Client: Haley & Aldrich, Inc.
 Project/Site: CCR Groundwater Monitoring AB Brown

Job ID: 180-138328-1

Method: EPA 9056A - Anions, Ion Chromatography

Lab Sample ID: MB 180-400400/7
Matrix: Water
Analysis Batch: 400400

Client Sample ID: Method Blank
Prep Type: Total/NA

Analyte	MB Result	MB Qualifier	RL	MDL	Unit	D	Prepared	Analyzed	Dil Fac
Chloride	ND		1.0	0.71	mg/L			05/31/22 12:02	1
Fluoride	ND		0.10	0.026	mg/L			05/31/22 12:02	1
Sulfate	ND		1.0	0.76	mg/L			05/31/22 12:02	1

Lab Sample ID: LCS 180-400400/5
Matrix: Water
Analysis Batch: 400400

Client Sample ID: Lab Control Sample
Prep Type: Total/NA

Analyte	Spike Added	LCS Result	LCS Qualifier	Unit	D	%Rec	%Rec Limits
Chloride	50.0	51.6		mg/L		103	80 - 120
Fluoride	2.50	2.46		mg/L		98	80 - 120
Sulfate	50.0	51.5		mg/L		103	80 - 120

Lab Sample ID: 180-138328-4 MS
Matrix: Water
Analysis Batch: 400400

Client Sample ID: CCR-BK-2
Prep Type: Total/NA

Analyte	Sample Result	Sample Qualifier	Spike Added	MS Result	MS Qualifier	Unit	D	%Rec	%Rec Limits
Chloride	36	F1	50.0	68.8	F1	mg/L		65	80 - 120
Fluoride	0.34		2.50	2.63		mg/L		92	80 - 120
Sulfate	64	F1	50.0	81.0	F1	mg/L		35	80 - 120

Lab Sample ID: 180-138328-4 MSD
Matrix: Water
Analysis Batch: 400400

Client Sample ID: CCR-BK-2
Prep Type: Total/NA

Analyte	Sample Result	Sample Qualifier	Spike Added	MSD Result	MSD Qualifier	Unit	D	%Rec	%Rec Limits	RPD	RPD Limit
Chloride	36	F1	50.0	66.3	F1	mg/L		60	80 - 120	4	15
Fluoride	0.34		2.50	2.54		mg/L		88	80 - 120	3	15
Sulfate	64	F1	50.0	77.7	F1	mg/L		28	80 - 120	4	15

Lab Sample ID: MB 180-400512/7
Matrix: Water
Analysis Batch: 400512

Client Sample ID: Method Blank
Prep Type: Total/NA

Analyte	MB Result	MB Qualifier	RL	MDL	Unit	D	Prepared	Analyzed	Dil Fac
Chloride	ND		1.0	0.71	mg/L			06/01/22 17:10	1
Fluoride	ND		0.10	0.026	mg/L			06/01/22 17:10	1
Sulfate	ND		1.0	0.76	mg/L			06/01/22 17:10	1

Lab Sample ID: LCS 180-400512/6
Matrix: Water
Analysis Batch: 400512

Client Sample ID: Lab Control Sample
Prep Type: Total/NA

Analyte	Spike Added	LCS Result	LCS Qualifier	Unit	D	%Rec	%Rec Limits
Chloride	50.0	49.9		mg/L		100	80 - 120
Fluoride	2.50	2.48		mg/L		99	80 - 120
Sulfate	50.0	49.7		mg/L		99	80 - 120

Eurofins Pittsburgh

QC Sample Results

Client: Haley & Aldrich, Inc.
 Project/Site: CCR Groundwater Monitoring AB Brown

Job ID: 180-138328-1

Method: EPA 9056A - Anions, Ion Chromatography (Continued)

Lab Sample ID: 180-138328-1 MS
Matrix: Water
Analysis Batch: 400512

Client Sample ID: CCR-AP-10
Prep Type: Total/NA

Analyte	Sample Result	Sample Qualifier	Spike Added	MS Result	MS Qualifier	Unit	D	%Rec	%Rec Limits
Chloride	99	F1	125	194	F1	mg/L		76	80 - 120
Fluoride	0.44		6.25	5.69		mg/L		84	80 - 120

Lab Sample ID: 180-138328-1 MS
Matrix: Water
Analysis Batch: 400512

Client Sample ID: CCR-AP-10
Prep Type: Total/NA

Analyte	Sample Result	Sample Qualifier	Spike Added	MS Result	MS Qualifier	Unit	D	%Rec	%Rec Limits
Sulfate	1400	F1	1250	2410	F1	mg/L		79	80 - 120

Lab Sample ID: 180-138328-1 MSD
Matrix: Water
Analysis Batch: 400512

Client Sample ID: CCR-AP-10
Prep Type: Total/NA

Analyte	Sample Result	Sample Qualifier	Spike Added	MSD Result	MSD Qualifier	Unit	D	%Rec	%Rec Limits	RPD	RPD Limit
Chloride	99	F1	125	211		mg/L		89	80 - 120	8	15
Fluoride	0.44		6.25	6.12		mg/L		91	80 - 120	7	15

Lab Sample ID: 180-138328-1 MSD
Matrix: Water
Analysis Batch: 400512

Client Sample ID: CCR-AP-10
Prep Type: Total/NA

Analyte	Sample Result	Sample Qualifier	Spike Added	MSD Result	MSD Qualifier	Unit	D	%Rec	%Rec Limits	RPD	RPD Limit
Sulfate	1400	F1	1250	2590		mg/L		93	80 - 120	7	15

Lab Sample ID: MB 180-400775/7
Matrix: Water
Analysis Batch: 400775

Client Sample ID: Method Blank
Prep Type: Total/NA

Analyte	MB Result	MB Qualifier	RL	MDL	Unit	D	Prepared	Analyzed	Dil Fac
Chloride	ND		1.0	0.71	mg/L			06/03/22 09:30	1
Fluoride	ND		0.10	0.026	mg/L			06/03/22 09:30	1
Sulfate	ND		1.0	0.76	mg/L			06/03/22 09:30	1

Lab Sample ID: LCS 180-400775/6
Matrix: Water
Analysis Batch: 400775

Client Sample ID: Lab Control Sample
Prep Type: Total/NA

Analyte	Spike Added	LCS Result	LCS Qualifier	Unit	D	%Rec	%Rec Limits
Chloride	50.0	47.7		mg/L		95	80 - 120
Fluoride	2.50	2.54		mg/L		102	80 - 120
Sulfate	50.0	48.8		mg/L		98	80 - 120

QC Sample Results

Client: Haley & Aldrich, Inc.
 Project/Site: CCR Groundwater Monitoring AB Brown

Job ID: 180-138328-1

Method: EPA 6020A - Metals (ICP/MS)

Lab Sample ID: MB 180-400277/1-A
Matrix: Water
Analysis Batch: 401097

Client Sample ID: Method Blank
Prep Type: Total Recoverable
Prep Batch: 400277

Analyte	MB Result	MB Qualifier	RL	MDL	Unit	D	Prepared	Analyzed	Dil Fac
Antimony	ND		0.0020	0.00051	mg/L		05/28/22 10:23	06/04/22 14:33	1
Arsenic	ND		0.0010	0.00028	mg/L		05/28/22 10:23	06/04/22 14:33	1
Barium	ND		0.010	0.0031	mg/L		05/28/22 10:23	06/04/22 14:33	1
Beryllium	ND		0.0010	0.00027	mg/L		05/28/22 10:23	06/04/22 14:33	1
Boron	ND		0.080	0.060	mg/L		05/28/22 10:23	06/04/22 14:33	1
Cadmium	ND		0.0010	0.00022	mg/L		05/28/22 10:23	06/04/22 14:33	1
Calcium	ND		0.50	0.13	mg/L		05/28/22 10:23	06/04/22 14:33	1
Chromium	ND		0.0020	0.0015	mg/L		05/28/22 10:23	06/04/22 14:33	1
Cobalt	ND		0.00050	0.00026	mg/L		05/28/22 10:23	06/04/22 14:33	1
Lead	ND		0.0010	0.00017	mg/L		05/28/22 10:23	06/04/22 14:33	1
Lithium	ND		0.0050	0.00083	mg/L		05/28/22 10:23	06/04/22 14:33	1
Molybdenum	ND		0.0050	0.00061	mg/L		05/28/22 10:23	06/04/22 14:33	1
Selenium	ND		0.0050	0.00074	mg/L		05/28/22 10:23	06/04/22 14:33	1
Thallium	ND		0.0010	0.00047	mg/L		05/28/22 10:23	06/04/22 14:33	1

Lab Sample ID: LCS 180-400277/2-A
Matrix: Water
Analysis Batch: 401097

Client Sample ID: Lab Control Sample
Prep Type: Total Recoverable
Prep Batch: 400277

Analyte	Spike Added	LCS Result	LCS Qualifier	Unit	D	%Rec	%Rec Limits
Antimony	0.250	0.252		mg/L		101	80 - 120
Arsenic	1.00	0.995		mg/L		99	80 - 120
Barium	1.00	1.02		mg/L		102	80 - 120
Beryllium	0.500	0.498		mg/L		100	80 - 120
Boron	1.25	1.22		mg/L		98	80 - 120
Cadmium	0.500	0.498		mg/L		100	80 - 120
Calcium	25.0	27.5		mg/L		110	80 - 120
Chromium	0.500	0.486		mg/L		97	80 - 120
Cobalt	0.500	0.501		mg/L		100	80 - 120
Lead	0.500	0.507		mg/L		101	80 - 120
Lithium	0.500	0.493		mg/L		99	80 - 120
Molybdenum	0.500	0.517		mg/L		103	80 - 120
Selenium	1.00	0.939		mg/L		94	80 - 120
Thallium	1.00	0.994		mg/L		99	80 - 120

Lab Sample ID: 180-138328-4 MS
Matrix: Water
Analysis Batch: 401097

Client Sample ID: CCR-BK-2
Prep Type: Total Recoverable
Prep Batch: 400277

Analyte	Sample Result	Sample Qualifier	Spike Added	MS Result	MS Qualifier	Unit	D	%Rec	%Rec Limits
Antimony	ND		0.250	0.258		mg/L		103	75 - 125
Arsenic	ND		1.00	1.01		mg/L		101	75 - 125
Barium	0.037		1.00	1.09		mg/L		106	75 - 125
Beryllium	ND		0.500	0.494		mg/L		99	75 - 125
Boron	ND		1.25	1.26		mg/L		101	75 - 125
Cadmium	ND		0.500	0.498		mg/L		100	75 - 125
Calcium	47		25.0	72.0		mg/L		100	75 - 125
Chromium	ND		0.500	0.484		mg/L		97	75 - 125
Cobalt	ND		0.500	0.509		mg/L		102	75 - 125

Eurofins Pittsburgh

QC Sample Results

Client: Haley & Aldrich, Inc.
 Project/Site: CCR Groundwater Monitoring AB Brown

Job ID: 180-138328-1

Method: EPA 6020A - Metals (ICP/MS) (Continued)

Lab Sample ID: 180-138328-4 MS
Matrix: Water
Analysis Batch: 401097

Client Sample ID: CCR-BK-2
Prep Type: Total Recoverable
Prep Batch: 400277

Analyte	Sample Result	Sample Qualifier	Spike Added	MS Result	MS Qualifier	Unit	D	%Rec	%Rec Limits
Lead	ND		0.500	0.508		mg/L		102	75 - 125
Lithium	0.0025	J	0.500	0.493		mg/L		98	75 - 125
Molybdenum	0.00063	J	0.500	0.538		mg/L		107	75 - 125
Selenium	ND		1.00	0.910		mg/L		91	75 - 125
Thallium	ND		1.00	1.01		mg/L		101	75 - 125

Lab Sample ID: 180-138328-4 MSD
Matrix: Water
Analysis Batch: 401097

Client Sample ID: CCR-BK-2
Prep Type: Total Recoverable
Prep Batch: 400277

Analyte	Sample Result	Sample Qualifier	Spike Added	MSD Result	MSD Qualifier	Unit	D	%Rec	%Rec Limits	RPD	RPD Limit
Antimony	ND		0.250	0.261		mg/L		104	75 - 125	1	20
Arsenic	ND		1.00	1.03		mg/L		103	75 - 125	2	20
Barium	0.037		1.00	1.09		mg/L		105	75 - 125	0	20
Beryllium	ND		0.500	0.502		mg/L		100	75 - 125	2	20
Boron	ND		1.25	1.32		mg/L		106	75 - 125	5	20
Cadmium	ND		0.500	0.510		mg/L		102	75 - 125	2	20
Calcium	47		25.0	72.8		mg/L		104	75 - 125	1	20
Chromium	ND		0.500	0.492		mg/L		98	75 - 125	2	20
Cobalt	ND		0.500	0.517		mg/L		103	75 - 125	2	20
Lead	ND		0.500	0.521		mg/L		104	75 - 125	2	20
Lithium	0.0025	J	0.500	0.507		mg/L		101	75 - 125	3	20
Molybdenum	0.00063	J	0.500	0.540		mg/L		108	75 - 125	0	20
Selenium	ND		1.00	0.951		mg/L		95	75 - 125	4	20
Thallium	ND		1.00	1.02		mg/L		102	75 - 125	2	20

Lab Sample ID: MB 180-400278/1-A
Matrix: Water
Analysis Batch: 401512

Client Sample ID: Method Blank
Prep Type: Total Recoverable
Prep Batch: 400278

Analyte	MB Result	MB Qualifier	RL	MDL	Unit	D	Prepared	Analyzed	Dil Fac
Antimony	ND		0.0020	0.00051	mg/L		05/28/22 10:26	06/09/22 19:02	1
Arsenic	ND		0.0010	0.00028	mg/L		05/28/22 10:26	06/09/22 19:02	1
Barium	ND		0.010	0.0031	mg/L		05/28/22 10:26	06/09/22 19:02	1
Beryllium	ND		0.0010	0.00027	mg/L		05/28/22 10:26	06/09/22 19:02	1
Cadmium	ND		0.0010	0.00022	mg/L		05/28/22 10:26	06/09/22 19:02	1
Calcium	ND		0.50	0.13	mg/L		05/28/22 10:26	06/09/22 19:02	1
Chromium	ND		0.0020	0.0015	mg/L		05/28/22 10:26	06/09/22 19:02	1
Cobalt	ND		0.00050	0.00026	mg/L		05/28/22 10:26	06/09/22 19:02	1
Lead	ND		0.0010	0.00017	mg/L		05/28/22 10:26	06/09/22 19:02	1
Lithium	ND		0.0050	0.00083	mg/L		05/28/22 10:26	06/09/22 19:02	1
Molybdenum	ND		0.0050	0.00061	mg/L		05/28/22 10:26	06/09/22 19:02	1
Selenium	ND		0.0050	0.00074	mg/L		05/28/22 10:26	06/09/22 19:02	1
Thallium	ND		0.0010	0.00047	mg/L		05/28/22 10:26	06/09/22 19:02	1

Eurofins Pittsburgh

QC Sample Results

Client: Haley & Aldrich, Inc.
 Project/Site: CCR Groundwater Monitoring AB Brown

Job ID: 180-138328-1

Method: EPA 6020A - Metals (ICP/MS) (Continued)

Lab Sample ID: MB 180-400278/1-A
Matrix: Water
Analysis Batch: 401660

Client Sample ID: Method Blank
Prep Type: Total Recoverable
Prep Batch: 400278

Analyte	MB Result	MB Qualifier	RL	MDL	Unit	D	Prepared	Analyzed	Dil Fac
Boron	ND		0.080	0.060	mg/L		05/28/22 10:26	06/10/22 12:28	1

Lab Sample ID: LCS 180-400278/2-A
Matrix: Water
Analysis Batch: 401512

Client Sample ID: Lab Control Sample
Prep Type: Total Recoverable
Prep Batch: 400278

Analyte	Spike Added	LCS Result	LCS Qualifier	Unit	D	%Rec	%Rec Limits
Antimony	0.250	0.261		mg/L		104	80 - 120
Arsenic	1.00	0.975		mg/L		97	80 - 120
Barium	1.00	1.00		mg/L		100	80 - 120
Beryllium	0.500	0.544		mg/L		109	80 - 120
Cadmium	0.500	0.511		mg/L		102	80 - 120
Calcium	25.0	28.6		mg/L		114	80 - 120
Chromium	0.500	0.509		mg/L		102	80 - 120
Cobalt	0.500	0.501		mg/L		100	80 - 120
Lead	0.500	0.504		mg/L		101	80 - 120
Lithium	0.500	0.483		mg/L		97	80 - 120
Molybdenum	0.500	0.509		mg/L		102	80 - 120
Selenium	1.00	1.01		mg/L		101	80 - 120
Thallium	1.00	1.02		mg/L		102	80 - 120

Lab Sample ID: LCS 180-400278/2-A
Matrix: Water
Analysis Batch: 401660

Client Sample ID: Lab Control Sample
Prep Type: Total Recoverable
Prep Batch: 400278

Analyte	Spike Added	LCS Result	LCS Qualifier	Unit	D	%Rec	%Rec Limits
Boron	1.25	1.23		mg/L		99	80 - 120

Lab Sample ID: 180-138328-1 MS
Matrix: Water
Analysis Batch: 401512

Client Sample ID: CCR-AP-10
Prep Type: Total Recoverable
Prep Batch: 400278

Analyte	Sample Result	Sample Qualifier	Spike Added	MS Result	MS Qualifier	Unit	D	%Rec	%Rec Limits
Antimony	ND		0.250	0.273		mg/L		109	75 - 125
Arsenic	0.0026		1.00	1.04		mg/L		104	75 - 125
Barium	0.023		1.00	1.06		mg/L		104	75 - 125
Beryllium	0.00036	J	0.500	0.545		mg/L		109	75 - 125
Cadmium	ND		0.500	0.512		mg/L		102	75 - 125
Calcium	210		25.0	242	4	mg/L		108	75 - 125
Chromium	0.0034		0.500	0.521		mg/L		104	75 - 125
Cobalt	0.0027		0.500	0.531		mg/L		106	75 - 125
Lead	0.0025		0.500	0.521		mg/L		104	75 - 125
Lithium	0.0031	J	0.500	0.494		mg/L		98	75 - 125
Molybdenum	0.0024	J	0.500	0.547		mg/L		109	75 - 125
Selenium	0.038		1.00	1.01		mg/L		97	75 - 125
Thallium	ND		1.00	1.05		mg/L		105	75 - 125

QC Sample Results

Client: Haley & Aldrich, Inc.
 Project/Site: CCR Groundwater Monitoring AB Brown

Job ID: 180-138328-1

Method: EPA 6020A - Metals (ICP/MS) (Continued)

Lab Sample ID: 180-138328-1 MS
Matrix: Water
Analysis Batch: 401660

Client Sample ID: CCR-AP-10
Prep Type: Total Recoverable
Prep Batch: 400278

Analyte	Sample Result	Sample Qualifier	Spike Added	MS Result	MS Qualifier	Unit	D	%Rec	%Rec Limits
Boron	7.5		1.25	8.89	4	mg/L		112	75 - 125

Lab Sample ID: 180-138328-1 MSD
Matrix: Water
Analysis Batch: 401512

Client Sample ID: CCR-AP-10
Prep Type: Total Recoverable
Prep Batch: 400278

Analyte	Sample Result	Sample Qualifier	Spike Added	MSD Result	MSD Qualifier	Unit	D	%Rec	%Rec Limits	RPD	RPD Limit
Antimony	ND		0.250	0.261		mg/L		104	75 - 125	5	20
Arsenic	0.0026		1.00	1.01		mg/L		101	75 - 125	3	20
Barium	0.023		1.00	1.03		mg/L		100	75 - 125	3	20
Beryllium	0.00036	J	0.500	0.530		mg/L		106	75 - 125	3	20
Cadmium	ND		0.500	0.499		mg/L		100	75 - 125	2	20
Calcium	210		25.0	235	4	mg/L		81	75 - 125	3	20
Chromium	0.0034		0.500	0.500		mg/L		99	75 - 125	4	20
Cobalt	0.0027		0.500	0.514		mg/L		102	75 - 125	3	20
Lead	0.0025		0.500	0.505		mg/L		101	75 - 125	3	20
Lithium	0.0031	J	0.500	0.482		mg/L		96	75 - 125	3	20
Molybdenum	0.0024	J	0.500	0.532		mg/L		106	75 - 125	3	20
Selenium	0.038		1.00	0.975		mg/L		94	75 - 125	3	20
Thallium	ND		1.00	1.01		mg/L		101	75 - 125	4	20

Lab Sample ID: 180-138328-1 MSD
Matrix: Water
Analysis Batch: 401660

Client Sample ID: CCR-AP-10
Prep Type: Total Recoverable
Prep Batch: 400278

Analyte	Sample Result	Sample Qualifier	Spike Added	MSD Result	MSD Qualifier	Unit	D	%Rec	%Rec Limits	RPD	RPD Limit
Boron	7.5		1.25	8.23	4	mg/L		60	75 - 125	8	20

Method: EPA 7470A - Mercury (CVAA)

Lab Sample ID: MB 180-400435/1-A
Matrix: Water
Analysis Batch: 400599

Client Sample ID: Method Blank
Prep Type: Total/NA
Prep Batch: 400435

Analyte	MB Result	MB Qualifier	RL	MDL	Unit	D	Prepared	Analyzed	Dil Fac
Mercury	ND		0.00020	0.00013	mg/L		06/01/22 05:00	06/01/22 16:01	1

Lab Sample ID: LCS 180-400435/2-A
Matrix: Water
Analysis Batch: 400599

Client Sample ID: Lab Control Sample
Prep Type: Total/NA
Prep Batch: 400435

Analyte	Spike Added	LCS Result	LCS Qualifier	Unit	D	%Rec	%Rec Limits
Mercury	0.00250	0.00253		mg/L		101	80 - 120

Lab Sample ID: 180-138328-4 MS
Matrix: Water
Analysis Batch: 400599

Client Sample ID: CCR-BK-2
Prep Type: Total/NA
Prep Batch: 400435

Analyte	Sample Result	Sample Qualifier	Spike Added	MS Result	MS Qualifier	Unit	D	%Rec	%Rec Limits
Mercury	ND		0.00100	0.00102		mg/L		102	75 - 125

Eurofins Pittsburgh

QC Sample Results

Client: Haley & Aldrich, Inc.
 Project/Site: CCR Groundwater Monitoring AB Brown

Job ID: 180-138328-1

Method: EPA 7470A - Mercury (CVAA)

Lab Sample ID: 180-138328-4 MSD
Matrix: Water
Analysis Batch: 400599

Client Sample ID: CCR-BK-2
Prep Type: Total/NA
Prep Batch: 400435

Analyte	Sample Result	Sample Qualifier	Spike Added	MSD Result	MSD Qualifier	Unit	D	%Rec	%Rec Limits	RPD	RPD Limit
Mercury	ND		0.00100	0.00105		mg/L		105	75 - 125	2	20

Lab Sample ID: MB 180-400613/1-A
Matrix: Water
Analysis Batch: 400744

Client Sample ID: Method Blank
Prep Type: Total/NA
Prep Batch: 400613

Analyte	MB Result	MB Qualifier	RL	MDL	Unit	D	Prepared	Analyzed	Dil Fac
Mercury	ND		0.00020	0.00013	mg/L		06/02/22 07:03	06/02/22 16:07	1

Lab Sample ID: LCS 180-400613/2-A
Matrix: Water
Analysis Batch: 400744

Client Sample ID: Lab Control Sample
Prep Type: Total/NA
Prep Batch: 400613

Analyte	Spike Added	LCS Result	LCS Qualifier	Unit	D	%Rec	%Rec Limits
Mercury	0.00250	0.00276		mg/L		110	80 - 120

Lab Sample ID: 180-138328-1 MS
Matrix: Water
Analysis Batch: 400744

Client Sample ID: CCR-AP-10
Prep Type: Total/NA
Prep Batch: 400613

Analyte	Sample Result	Sample Qualifier	Spike Added	MS Result	MS Qualifier	Unit	D	%Rec	%Rec Limits
Mercury	ND		0.00100	0.00107		mg/L		107	75 - 125

Lab Sample ID: 180-138328-1 MSD
Matrix: Water
Analysis Batch: 400744

Client Sample ID: CCR-AP-10
Prep Type: Total/NA
Prep Batch: 400613

Analyte	Sample Result	Sample Qualifier	Spike Added	MSD Result	MSD Qualifier	Unit	D	%Rec	%Rec Limits	RPD	RPD Limit
Mercury	ND		0.00100	0.00106		mg/L		106	75 - 125	1	20

Method: EPA 9040C - pH

Lab Sample ID: LCS 180-399544/3
Matrix: Water
Analysis Batch: 399544

Client Sample ID: Lab Control Sample
Prep Type: Total/NA

Analyte	Spike Added	LCS Result	LCS Qualifier	Unit	D	%Rec	%Rec Limits
pH	7.00	7.0		SU		100	99 - 101

Lab Sample ID: LCS 180-399593/1
Matrix: Water
Analysis Batch: 399593

Client Sample ID: Lab Control Sample
Prep Type: Total/NA

Analyte	Spike Added	LCS Result	LCS Qualifier	Unit	D	%Rec	%Rec Limits
pH	7.00	7.0		SU		100	99 - 101

Eurofins Pittsburgh

QC Sample Results

Client: Haley & Aldrich, Inc.
 Project/Site: CCR Groundwater Monitoring AB Brown

Job ID: 180-138328-1

Method: EPA 9040C - pH (Continued)

Lab Sample ID: 180-138328-4 DU
Matrix: Water
Analysis Batch: 399593

Client Sample ID: CCR-BK-2
Prep Type: Total/NA

Analyte	Sample Result	Sample Qualifier	DU Result	DU Qualifier	Unit	D	RPD	RPD Limit
pH	7.3	HF	7.2	HF	SU		0.4	2

Lab Sample ID: LCS 180-400077/1
Matrix: Water
Analysis Batch: 400077

Client Sample ID: Lab Control Sample
Prep Type: Total/NA

Analyte	Spike Added	LCS Result	LCS Qualifier	Unit	D	%Rec	%Rec Limits
pH	7.00	7.0		SU		100	99 - 101

Lab Sample ID: 180-138328-1DU
Matrix: Water
Analysis Batch: 400077

Client Sample ID: CCR-AP-10
Prep Type: Total/NA

Analyte	Sample Result	Sample Qualifier	DU Result	DU Qualifier	Unit	D	RPD	RPD Limit
pH	7.3		7.3	HF	SU		0.1	2

Method: SM 2540C - Solids, Total Dissolved (TDS)

Lab Sample ID: MB 180-399424/2
Matrix: Water
Analysis Batch: 399424

Client Sample ID: Method Blank
Prep Type: Total/NA

Analyte	MB Result	MB Qualifier	RL	MDL	Unit	D	Prepared	Analyzed	Dil Fac
Total Dissolved Solids	ND		10	10	mg/L			05/19/22 18:41	1

Lab Sample ID: LCS 180-399424/1
Matrix: Water
Analysis Batch: 399424

Client Sample ID: Lab Control Sample
Prep Type: Total/NA

Analyte	Spike Added	LCS Result	LCS Qualifier	Unit	D	%Rec	%Rec Limits
Total Dissolved Solids	251	256		mg/L		102	85 - 115

Lab Sample ID: MB 180-399540/2
Matrix: Water
Analysis Batch: 399540

Client Sample ID: Method Blank
Prep Type: Total/NA

Analyte	MB Result	MB Qualifier	RL	MDL	Unit	D	Prepared	Analyzed	Dil Fac
Total Dissolved Solids	ND		10	10	mg/L			05/20/22 15:20	1

Lab Sample ID: LCS 180-399540/1
Matrix: Water
Analysis Batch: 399540

Client Sample ID: Lab Control Sample
Prep Type: Total/NA

Analyte	Spike Added	LCS Result	LCS Qualifier	Unit	D	%Rec	%Rec Limits
Total Dissolved Solids	251	250		mg/L		100	85 - 115

Eurofins Pittsburgh

QC Sample Results

Client: Haley & Aldrich, Inc.
 Project/Site: CCR Groundwater Monitoring AB Brown

Job ID: 180-138328-1

Method: SM 2540C - Solids, Total Dissolved (TDS) (Continued)

Lab Sample ID: 180-138328-1DU
 Matrix: Water
 Analysis Batch: 399540

Client Sample ID: CCR-AP-10
 Prep Type: Total/NA

Analyte	Sample Result	Sample Qualifier	DU Result	DU Qualifier	Unit	D	RPD	RPD Limit
Total Dissolved Solids	2900		2680		mg/L		9	10

Lab Sample ID: 180-138328-4 DU
 Matrix: Water
 Analysis Batch: 399540

Client Sample ID: CCR-BK-2
 Prep Type: Total/NA

Analyte	Sample Result	Sample Qualifier	DU Result	DU Qualifier	Unit	D	RPD	RPD Limit
Total Dissolved Solids	270		293		mg/L		10	10

Method: 9315 - Radium-226 (GFPC)

Lab Sample ID: MB 160-567030/22-A
 Matrix: Water
 Analysis Batch: 570135

Client Sample ID: Method Blank
 Prep Type: Total/NA
 Prep Batch: 567030

Analyte	MB Result	MB Qualifier	Count Uncert. (2σ+/-)	Total Uncert. (2σ+/-)	RL	MDC	Unit	Prepared	Analyzed	Dil Fac
Radium-226	0.05991	U	0.133	0.133	1.00	0.245	pCi/L	05/24/22 10:44	06/15/22 12:26	1
Carrier	MB %Yield	MB Qualifier	Limits					Prepared	Analyzed	Dil Fac
Ba Carrier	80.3		40 - 110					05/24/22 10:44	06/15/22 12:26	1

Lab Sample ID: LCS 160-567030/1-A
 Matrix: Water
 Analysis Batch: 570135

Client Sample ID: Lab Control Sample
 Prep Type: Total/NA
 Prep Batch: 567030

Analyte	Spike Added	LCS Result	LCS Qual	Total Uncert. (2σ+/-)	RL	MDC	Unit	%Rec	%Rec Limits
Radium-226	11.3	9.261		1.16	1.00	0.244	pCi/L	82	75 - 125
Carrier	LCS %Yield	LCS Qualifier	Limits						
Ba Carrier	96.0		40 - 110						

Lab Sample ID: 180-138328-1DU
 Matrix: Water
 Analysis Batch: 570152

Client Sample ID: CCR-AP-10
 Prep Type: Total/NA
 Prep Batch: 567030

Analyte	Sample Result	Sample Qual	DU Result	DU Qual	Total Uncert. (2σ+/-)	RL	MDC	Unit	RER	RER Limit
Radium-226	0.198	U	0.1471	U	0.360	1.00	0.659	pCi/L	0.08	1
Carrier	DU %Yield	DU Qualifier	Limits							
Ba Carrier	75.3		40 - 110							

QC Sample Results

Client: Haley & Aldrich, Inc.
 Project/Site: CCR Groundwater Monitoring AB Brown

Job ID: 180-138328-1

Method: 9315 - Radium-226 (GFPC) (Continued)

Lab Sample ID: 180-138328-4 DU
Matrix: Water
Analysis Batch: 570152

Client Sample ID: CCR-BK-2
Prep Type: Total/NA
Prep Batch: 567030

Analyte	Sample	Sample	DU	DU	Total	RL	MDC	Unit	RER	RER
	Result	Qual	Result	Qual	Uncert. (2σ+/-)					
Radium-226	-0.135	U	-0.00501	U	0.153	1.00	0.303	pCi/L	0.49	1
					0					
Carrier	DU	DU								
	%Yield	Qualifier	Limits							
Ba Carrier	102		40 - 110							

Method: 9320 - Radium-228 (GFPC)

Lab Sample ID: MB 160-567036/22-A
Matrix: Water
Analysis Batch: 570095

Client Sample ID: Method Blank
Prep Type: Total/NA
Prep Batch: 567036

Analyte	MB	MB	Count	Total	RL	MDC	Unit	Prepared	Analyzed	Dil Fac
	Result	Qualifier	Uncert. (2σ+/-)	Uncert. (2σ+/-)						
Radium-228	0.3659	U	0.339	0.340	1.00	0.536	pCi/L	05/24/22 11:08	06/14/22 14:01	1
Carrier	MB	MB	Limits				Prepared		Analyzed	
	%Yield	Qualifier	Limits				Prepared		Analyzed	
Ba Carrier	80.3		40 - 110				05/24/22 11:08		06/14/22 14:01	
Y Carrier	89.3		40 - 110				05/24/22 11:08		06/14/22 14:01	

Lab Sample ID: LCS 160-567036/1-A
Matrix: Water
Analysis Batch: 569973

Client Sample ID: Lab Control Sample
Prep Type: Total/NA
Prep Batch: 567036

Analyte	Spike Added	LCS	LCS	Total	RL	MDC	Unit	%Rec	%Rec	Limits
				Uncert. (2σ+/-)						
Radium-228	8.53	7.778		1.11	1.00	0.518	pCi/L	91	75 - 125	
Carrier	LCS	LCS	Limits							
	%Yield	Qualifier	Limits							
Ba Carrier	96.0		40 - 110							
Y Carrier	85.6		40 - 110							

Lab Sample ID: 180-138328-1DU
Matrix: Water
Analysis Batch: 569973

Client Sample ID: CCR-AP-10
Prep Type: Total/NA
Prep Batch: 567036

Analyte	Sample	Sample	DU	DU	Total	RL	MDC	Unit	RER	RER
	Result	Qual	Result	Qual	Uncert. (2σ+/-)					
Radium-228	0.170	U G	0.3782	U G	0.646	1.00	1.11	pCi/L	0.17	1
Carrier	DU	DU	Limits							
	%Yield	Qualifier	Limits							
Ba Carrier	75.3		40 - 110							
Y Carrier	86.4		40 - 110							

QC Sample Results

Client: Haley & Aldrich, Inc.
 Project/Site: CCR Groundwater Monitoring AB Brown

Job ID: 180-138328-1

Method: 9320 - Radium-228 (GFPC) (Continued)

Lab Sample ID: 180-138328-4 DU
Matrix: Water
Analysis Batch: 569973

Client Sample ID: CCR-BK-2
Prep Type: Total/NA
Prep Batch: 567036

Analyte	Sample Result	Sample Qual	DU Result	DU Qual	Total Uncert. (2σ+/-)	RL	MDC	Unit	RER	RER Limit
Radium-228	-0.0220	U	0.3544	U	0.259	1.00	0.381	pCi/L	0.82	1

Carrier	DU %Yield	DU Qualifier	Limits
Ba Carrier	102		40 - 110
Y Carrier	85.6		40 - 110

- 1
- 2
- 3
- 4
- 5
- 6
- 7
- 8
- 9
- 10
- 11
- 12
- 13

QC Association Summary

Client: Haley & Aldrich, Inc.
 Project/Site: CCR Groundwater Monitoring AB Brown

Job ID: 180-138328-1

HPLC/IC

Analysis Batch: 400400

Lab Sample ID	Client Sample ID	Prep Type	Matrix	Method	Prep Batch
180-138328-4	CCR-BK-2	Total/NA	Water	EPA 9056A	
MB 180-400400/7	Method Blank	Total/NA	Water	EPA 9056A	
LCS 180-400400/5	Lab Control Sample	Total/NA	Water	EPA 9056A	
180-138328-4 MS	CCR-BK-2	Total/NA	Water	EPA 9056A	
180-138328-4 MSD	CCR-BK-2	Total/NA	Water	EPA 9056A	

Analysis Batch: 400512

Lab Sample ID	Client Sample ID	Prep Type	Matrix	Method	Prep Batch
180-138328-1	CCR-AP-10	Total/NA	Water	EPA 9056A	
180-138328-1	CCR-AP-10	Total/NA	Water	EPA 9056A	
180-138328-2	CCR-AP-11	Total/NA	Water	EPA 9056A	
MB 180-400512/7	Method Blank	Total/NA	Water	EPA 9056A	
LCS 180-400512/6	Lab Control Sample	Total/NA	Water	EPA 9056A	
180-138328-1 MS	CCR-AP-10	Total/NA	Water	EPA 9056A	
180-138328-1 MS	CCR-AP-10	Total/NA	Water	EPA 9056A	
180-138328-1 MSD	CCR-AP-10	Total/NA	Water	EPA 9056A	
180-138328-1 MSD	CCR-AP-10	Total/NA	Water	EPA 9056A	

Analysis Batch: 400775

Lab Sample ID	Client Sample ID	Prep Type	Matrix	Method	Prep Batch
180-138328-3	CCR-BK-1	Total/NA	Water	EPA 9056A	
180-138328-5	FIELD BLANK 1	Total/NA	Water	EPA 9056A	
180-138328-6	DUPLICATE 1	Total/NA	Water	EPA 9056A	
MB 180-400775/7	Method Blank	Total/NA	Water	EPA 9056A	
LCS 180-400775/6	Lab Control Sample	Total/NA	Water	EPA 9056A	
180-138328-3 MS	CCR-BK-1	Total/NA	Water	EPA 9056A	
180-138328-3 MSD	CCR-BK-1	Total/NA	Water	EPA 9056A	

Metals

Prep Batch: 400277

Lab Sample ID	Client Sample ID	Prep Type	Matrix	Method	Prep Batch
180-138328-4	CCR-BK-2	Total Recoverable	Water	3005A	
180-138328-5	FIELD BLANK 1	Total Recoverable	Water	3005A	
180-138328-6	DUPLICATE 1	Total Recoverable	Water	3005A	
MB 180-400277/1-A	Method Blank	Total Recoverable	Water	3005A	
LCS 180-400277/2-A	Lab Control Sample	Total Recoverable	Water	3005A	
180-138328-4 MS	CCR-BK-2	Total Recoverable	Water	3005A	
180-138328-4 MSD	CCR-BK-2	Total Recoverable	Water	3005A	

Prep Batch: 400278

Lab Sample ID	Client Sample ID	Prep Type	Matrix	Method	Prep Batch
180-138328-1	CCR-AP-10	Total Recoverable	Water	3005A	
180-138328-2	CCR-AP-11	Total Recoverable	Water	3005A	
180-138328-3	CCR-BK-1	Total Recoverable	Water	3005A	
MB 180-400278/1-A	Method Blank	Total Recoverable	Water	3005A	
LCS 180-400278/2-A	Lab Control Sample	Total Recoverable	Water	3005A	
180-138328-1 MS	CCR-AP-10	Total Recoverable	Water	3005A	
180-138328-1 MSD	CCR-AP-10	Total Recoverable	Water	3005A	

Eurofins Pittsburgh

QC Association Summary

Client: Haley & Aldrich, Inc.
 Project/Site: CCR Groundwater Monitoring AB Brown

Job ID: 180-138328-1

Metals

Prep Batch: 400435

Lab Sample ID	Client Sample ID	Prep Type	Matrix	Method	Prep Batch
180-138328-2	CCR-AP-11	Total/NA	Water	7470A	
180-138328-3	CCR-BK-1	Total/NA	Water	7470A	
180-138328-4	CCR-BK-2	Total/NA	Water	7470A	
180-138328-5	FIELD BLANK 1	Total/NA	Water	7470A	
180-138328-6	DUPLICATE 1	Total/NA	Water	7470A	
MB 180-400435/1-A	Method Blank	Total/NA	Water	7470A	
LCS 180-400435/2-A	Lab Control Sample	Total/NA	Water	7470A	
180-138328-4 MS	CCR-BK-2	Total/NA	Water	7470A	
180-138328-4 MSD	CCR-BK-2	Total/NA	Water	7470A	

Analysis Batch: 400599

Lab Sample ID	Client Sample ID	Prep Type	Matrix	Method	Prep Batch
180-138328-2	CCR-AP-11	Total/NA	Water	EPA 7470A	400435
180-138328-3	CCR-BK-1	Total/NA	Water	EPA 7470A	400435
180-138328-4	CCR-BK-2	Total/NA	Water	EPA 7470A	400435
180-138328-5	FIELD BLANK 1	Total/NA	Water	EPA 7470A	400435
180-138328-6	DUPLICATE 1	Total/NA	Water	EPA 7470A	400435
MB 180-400435/1-A	Method Blank	Total/NA	Water	EPA 7470A	400435
LCS 180-400435/2-A	Lab Control Sample	Total/NA	Water	EPA 7470A	400435
180-138328-4 MS	CCR-BK-2	Total/NA	Water	EPA 7470A	400435
180-138328-4 MSD	CCR-BK-2	Total/NA	Water	EPA 7470A	400435

Prep Batch: 400613

Lab Sample ID	Client Sample ID	Prep Type	Matrix	Method	Prep Batch
180-138328-1	CCR-AP-10	Total/NA	Water	7470A	
MB 180-400613/1-A	Method Blank	Total/NA	Water	7470A	
LCS 180-400613/2-A	Lab Control Sample	Total/NA	Water	7470A	
180-138328-1 MS	CCR-AP-10	Total/NA	Water	7470A	
180-138328-1 MSD	CCR-AP-10	Total/NA	Water	7470A	

Analysis Batch: 400744

Lab Sample ID	Client Sample ID	Prep Type	Matrix	Method	Prep Batch
180-138328-1	CCR-AP-10	Total/NA	Water	EPA 7470A	400613
MB 180-400613/1-A	Method Blank	Total/NA	Water	EPA 7470A	400613
LCS 180-400613/2-A	Lab Control Sample	Total/NA	Water	EPA 7470A	400613
180-138328-1 MS	CCR-AP-10	Total/NA	Water	EPA 7470A	400613
180-138328-1 MSD	CCR-AP-10	Total/NA	Water	EPA 7470A	400613

Analysis Batch: 401097

Lab Sample ID	Client Sample ID	Prep Type	Matrix	Method	Prep Batch
180-138328-4	CCR-BK-2	Total Recoverable	Water	EPA 6020A	400277
180-138328-5	FIELD BLANK 1	Total Recoverable	Water	EPA 6020A	400277
180-138328-6	DUPLICATE 1	Total Recoverable	Water	EPA 6020A	400277
MB 180-400277/1-A	Method Blank	Total Recoverable	Water	EPA 6020A	400277
LCS 180-400277/2-A	Lab Control Sample	Total Recoverable	Water	EPA 6020A	400277
180-138328-4 MS	CCR-BK-2	Total Recoverable	Water	EPA 6020A	400277
180-138328-4 MSD	CCR-BK-2	Total Recoverable	Water	EPA 6020A	400277

Analysis Batch: 401512

Lab Sample ID	Client Sample ID	Prep Type	Matrix	Method	Prep Batch
180-138328-1	CCR-AP-10	Total Recoverable	Water	EPA 6020A	400278

Eurofins Pittsburgh

QC Association Summary

Client: Haley & Aldrich, Inc.
 Project/Site: CCR Groundwater Monitoring AB Brown

Job ID: 180-138328-1

Metals (Continued)

Analysis Batch: 401512 (Continued)

Lab Sample ID	Client Sample ID	Prep Type	Matrix	Method	Prep Batch
180-138328-2	CCR-AP-11	Total Recoverable	Water	EPA 6020A	400278
180-138328-3	CCR-BK-1	Total Recoverable	Water	EPA 6020A	400278
MB 180-400278/1-A	Method Blank	Total Recoverable	Water	EPA 6020A	400278
LCS 180-400278/2-A	Lab Control Sample	Total Recoverable	Water	EPA 6020A	400278
180-138328-1 MS	CCR-AP-10	Total Recoverable	Water	EPA 6020A	400278
180-138328-1 MSD	CCR-AP-10	Total Recoverable	Water	EPA 6020A	400278

Analysis Batch: 401660

Lab Sample ID	Client Sample ID	Prep Type	Matrix	Method	Prep Batch
180-138328-1	CCR-AP-10	Total Recoverable	Water	EPA 6020A	400278
180-138328-2	CCR-AP-11	Total Recoverable	Water	EPA 6020A	400278
180-138328-3	CCR-BK-1	Total Recoverable	Water	EPA 6020A	400278
MB 180-400278/1-A	Method Blank	Total Recoverable	Water	EPA 6020A	400278
LCS 180-400278/2-A	Lab Control Sample	Total Recoverable	Water	EPA 6020A	400278
180-138328-1 MS	CCR-AP-10	Total Recoverable	Water	EPA 6020A	400278
180-138328-1 MSD	CCR-AP-10	Total Recoverable	Water	EPA 6020A	400278

General Chemistry

Analysis Batch: 399424

Lab Sample ID	Client Sample ID	Prep Type	Matrix	Method	Prep Batch
180-138328-2	CCR-AP-11	Total/NA	Water	SM 2540C	
MB 180-399424/2	Method Blank	Total/NA	Water	SM 2540C	
LCS 180-399424/1	Lab Control Sample	Total/NA	Water	SM 2540C	

Analysis Batch: 399540

Lab Sample ID	Client Sample ID	Prep Type	Matrix	Method	Prep Batch
180-138328-1	CCR-AP-10	Total/NA	Water	SM 2540C	
180-138328-3	CCR-BK-1	Total/NA	Water	SM 2540C	
180-138328-4	CCR-BK-2	Total/NA	Water	SM 2540C	
180-138328-5	FIELD BLANK 1	Total/NA	Water	SM 2540C	
180-138328-6	DUPLICATE 1	Total/NA	Water	SM 2540C	
MB 180-399540/2	Method Blank	Total/NA	Water	SM 2540C	
LCS 180-399540/1	Lab Control Sample	Total/NA	Water	SM 2540C	
180-138328-1DU	CCR-AP-10	Total/NA	Water	SM 2540C	
180-138328-4 DU	CCR-BK-2	Total/NA	Water	SM 2540C	

Analysis Batch: 399544

Lab Sample ID	Client Sample ID	Prep Type	Matrix	Method	Prep Batch
180-138328-1	CCR-AP-10	Total/NA	Water	EPA 9040C	
180-138328-2	CCR-AP-11	Total/NA	Water	EPA 9040C	
180-138328-3	CCR-BK-1	Total/NA	Water	EPA 9040C	
180-138328-6	DUPLICATE 1	Total/NA	Water	EPA 9040C	
LCS 180-399544/3	Lab Control Sample	Total/NA	Water	EPA 9040C	

Analysis Batch: 399593

Lab Sample ID	Client Sample ID	Prep Type	Matrix	Method	Prep Batch
180-138328-4	CCR-BK-2	Total/NA	Water	EPA 9040C	
180-138328-5	FIELD BLANK 1	Total/NA	Water	EPA 9040C	
LCS 180-399593/1	Lab Control Sample	Total/NA	Water	EPA 9040C	
180-138328-4 DU	CCR-BK-2	Total/NA	Water	EPA 9040C	

Eurofins Pittsburgh

QC Association Summary

Client: Haley & Aldrich, Inc.
 Project/Site: CCR Groundwater Monitoring AB Brown

Job ID: 180-138328-1

General Chemistry

Analysis Batch: 400077

Lab Sample ID	Client Sample ID	Prep Type	Matrix	Method	Prep Batch
LCS 180-400077/1	Lab Control Sample	Total/NA	Water	EPA 9040C	
180-138328-1DU	CCR-AP-10	Total/NA	Water	EPA 9040C	

Rad

Prep Batch: 567030

Lab Sample ID	Client Sample ID	Prep Type	Matrix	Method	Prep Batch
180-138328-1	CCR-AP-10	Total/NA	Water	PrecSep-21	
180-138328-2	CCR-AP-11	Total/NA	Water	PrecSep-21	
180-138328-3	CCR-BK-1	Total/NA	Water	PrecSep-21	
180-138328-4	CCR-BK-2	Total/NA	Water	PrecSep-21	
180-138328-5	FIELD BLANK 1	Total/NA	Water	PrecSep-21	
180-138328-6	DUPLICATE 1	Total/NA	Water	PrecSep-21	
MB 160-567030/22-A	Method Blank	Total/NA	Water	PrecSep-21	
LCS 160-567030/1-A	Lab Control Sample	Total/NA	Water	PrecSep-21	
180-138328-1DU	CCR-AP-10	Total/NA	Water	PrecSep-21	
180-138328-4 DU	CCR-BK-2	Total/NA	Water	PrecSep-21	

Prep Batch: 567036

Lab Sample ID	Client Sample ID	Prep Type	Matrix	Method	Prep Batch
180-138328-1	CCR-AP-10	Total/NA	Water	PrecSep_0	
180-138328-2	CCR-AP-11	Total/NA	Water	PrecSep_0	
180-138328-3	CCR-BK-1	Total/NA	Water	PrecSep_0	
180-138328-4	CCR-BK-2	Total/NA	Water	PrecSep_0	
180-138328-5	FIELD BLANK 1	Total/NA	Water	PrecSep_0	
180-138328-6	DUPLICATE 1	Total/NA	Water	PrecSep_0	
MB 160-567036/22-A	Method Blank	Total/NA	Water	PrecSep_0	
LCS 160-567036/1-A	Lab Control Sample	Total/NA	Water	PrecSep_0	
180-138328-1DU	CCR-AP-10	Total/NA	Water	PrecSep_0	
180-138328-4 DU	CCR-BK-2	Total/NA	Water	PrecSep_0	

Login Sample Receipt Checklist

Client: Haley & Aldrich, Inc.

Job Number: 180-138328-1

Login Number: 138328

List Number: 1

Creator: Abernathy, Eric L

List Source: Eurofins Pittsburgh

Question	Answer	Comment
Radioactivity wasn't checked or is \leq background as measured by a survey meter.	N/A	
The cooler's custody seal, if present, is intact.	True	
Sample custody seals, if present, are intact.	True	
The cooler or samples do not appear to have been compromised or tampered with.	True	
Samples were received on ice.	True	
Cooler Temperature is acceptable.	True	
Cooler Temperature is recorded.	True	
COC is present.	True	
COC is filled out in ink and legible.	True	
COC is filled out with all pertinent information.	True	
Is the Field Sampler's name present on COC?	True	
There are no discrepancies between the containers received and the COC.	True	
Samples are received within Holding Time (excluding tests with immediate HTs)	True	
Sample containers have legible labels.	True	
Containers are not broken or leaking.	True	
Sample collection date/times are provided.	True	
Appropriate sample containers are used.	True	
Sample bottles are completely filled.	True	
Sample Preservation Verified.	True	
There is sufficient vol. for all requested analyses, incl. any requested MS/MSDs	True	
Containers requiring zero headspace have no headspace or bubble is <math><6\text{mm}</math> (1/4").	True	
Multiphasic samples are not present.	True	
Samples do not require splitting or compositing.	True	
Residual Chlorine Checked.	N/A	



Login Sample Receipt Checklist

Client: Haley & Aldrich, Inc.

Job Number: 180-138328-1

Login Number: 138328

List Number: 2

Creator: Bohlmann, Jessica M

List Source: Eurofins St. Louis

List Creation: 05/23/22 11:26 AM

Question	Answer	Comment
Radioactivity wasn't checked or is </= background as measured by a survey meter.	True	
The cooler's custody seal, if present, is intact.	True	
Sample custody seals, if present, are intact.	True	
The cooler or samples do not appear to have been compromised or tampered with.	True	
Samples were received on ice.	N/A	
Cooler Temperature is acceptable.	True	
Cooler Temperature is recorded.	True	
COC is present.	True	
COC is filled out in ink and legible.	True	
COC is filled out with all pertinent information.	True	
Is the Field Sampler's name present on COC?	True	
There are no discrepancies between the containers received and the COC.	True	
Samples are received within Holding Time (excluding tests with immediate HTs)	True	
Sample containers have legible labels.	True	
Containers are not broken or leaking.	True	
Sample collection date/times are provided.	True	
Appropriate sample containers are used.	True	
Sample bottles are completely filled.	True	
Sample Preservation Verified.	True	
There is sufficient vol. for all requested analyses, incl. any requested MS/MSDs	True	
Containers requiring zero headspace have no headspace or bubble is <6mm (1/4").	True	
Multiphasic samples are not present.	True	
Samples do not require splitting or compositing.	True	
Residual Chlorine Checked.	N/A	



ANALYTICAL REPORT

Eurofins Pittsburgh
301 Alpha Drive
RIDC Park
Pittsburgh, PA 15238
Tel: (412)963-7058


Laboratory Job ID: 180-138329-1

Client Project/Site: CCR Groundwater Monitoring AB Brown

For:

Haley & Aldrich, Inc.
400 Augusta Street
Suite 100
Greenville, South Carolina 29601

Attn: Mark Miesfeldt



Authorized for release by:
6/16/2022 1:57:55 PM

Ken Hayes, Project Manager II
(615)301-5035
Ken.Hayes@et.eurofinsus.com

LINKS

Review your project
results through



Have a Question?



Visit us at:

www.eurofinsus.com/Env

This report has been electronically signed and authorized by the signatory. Electronic signature is intended to be the legally binding equivalent of a traditionally handwritten signature.

Results relate only to the items tested and the sample(s) as received by the laboratory.

PA Lab ID: 02-00416



Table of Contents

Cover Page	1
Table of Contents	2
Case Narrative	3
Definitions/Glossary	4
Certification Summary	5
Sample Summary	7
Method Summary	8
Lab Chronicle	9
Client Sample Results	17
QC Sample Results	31
QC Association Summary	37
Chain of Custody	42
Receipt Checklists	43

Case Narrative

Client: Haley & Aldrich, Inc.
Project/Site: CCR Groundwater Monitoring AB Brown

Job ID: 180-138329-1

Job ID: 180-138329-1

Laboratory: Eurofins Pittsburgh

Narrative

Job Narrative 180-138329-1

Comments

No additional comments.

Receipt

The samples were received on 5/19/2022 9:00 AM. Unless otherwise noted below, the samples arrived in good condition, and where required, properly preserved and on ice. The temperatures of the 4 coolers at receipt time were 2.2° C, 2.3° C, 2.8° C and 3.3° C.

GC Semi VOA

Method 9056A: The following samples were diluted to bring the concentration of target analytes within the calibration range: Sulfate. Elevated reporting limits (RLs) are provided. CCR-AP-2R (180-138329-2), CCR-AP-3R (180-138329-4), CCR-AP-5R (180-138329-7), CCR-AP-6 (180-138329-8), CCR-AP-7R (180-138329-9) and CCR-AP-8 (180-138329-10).

Method 9056A: The matrix spike / matrix spike duplicate (MS/MSD) recoveries for analytical batch 180-400400 were outside control limits. Sample matrix interference and/or non-homogeneity are suspected because the associated laboratory control sample (LCS) recovery was within acceptance limits.

Method 9056A: The method blank (MB) for analytical batch 180-400400 contained Chloride above the reporting limit (RL). All reported samples associated with this MB were either ND for this analyte or contained this analyte at a concentration greater than 10X the value found in the MB; therefore, re-analysis of samples was not performed.

No additional analytical or quality issues were noted, other than those described above or in the Definitions/Glossary page.

RAD

No analytical or quality issues were noted, other than those described in the Definitions/Glossary page.

Metals

Method 6020A: The following samples were diluted due to the nature of the sample matrix: (180-138328-E-1-A ^5), (180-138328-B-1-A MS ^5), (180-138328-B-1-B MSD ^5), (180-138328-E-1-A PDS ^5) and (180-138328-E-1-A SD ^25). Elevated reporting limits (RLs) are provided.

Method 6020A: The following samples were diluted to bring the concentration of target analytes within the calibration range: CCR-AP-2R (180-138329-2), CCR-AP-3R (180-138329-4) and CCR-AP-5R (180-138329-7). Elevated reporting limits (RLs) are provided.

Method 6020A: The following samples were diluted due to the nature of the sample matrix: CCR-AP-6 (180-138329-8), CCR-AP-7R (180-138329-9) and CCR-AP-9 (180-138329-11). Elevated reporting limits (RLs) are provided.

No additional analytical or quality issues were noted, other than those described above or in the Definitions/Glossary page.

General Chemistry

No analytical or quality issues were noted, other than those described in the Definitions/Glossary page.

Definitions/Glossary

Client: Haley & Aldrich, Inc.
Project/Site: CCR Groundwater Monitoring AB Brown

Job ID: 180-138329-1

Qualifiers

HPLC/IC

Qualifier	Qualifier Description
J	Result is less than the RL but greater than or equal to the MDL and the concentration is an approximate value.

Metals

Qualifier	Qualifier Description
J	Result is less than the RL but greater than or equal to the MDL and the concentration is an approximate value.

General Chemistry

Qualifier	Qualifier Description
HF	Field parameter with a holding time of 15 minutes. Test performed by laboratory at client's request.

Rad

Qualifier	Qualifier Description
U	Result is less than the sample detection limit.

Glossary

Abbreviation	These commonly used abbreviations may or may not be present in this report.
α	Listed under the "D" column to designate that the result is reported on a dry weight basis
%R	Percent Recovery
CFL	Contains Free Liquid
CFU	Colony Forming Unit
CNF	Contains No Free Liquid
DER	Duplicate Error Ratio (normalized absolute difference)
Dil Fac	Dilution Factor
DL	Detection Limit (DoD/DOE)
DL, RA, RE, IN	Indicates a Dilution, Re-analysis, Re-extraction, or additional Initial metals/anion analysis of the sample
DLC	Decision Level Concentration (Radiochemistry)
EDL	Estimated Detection Limit (Dioxin)
LOD	Limit of Detection (DoD/DOE)
LOQ	Limit of Quantitation (DoD/DOE)
MCL	EPA recommended "Maximum Contaminant Level"
MDA	Minimum Detectable Activity (Radiochemistry)
MDC	Minimum Detectable Concentration (Radiochemistry)
MDL	Method Detection Limit
ML	Minimum Level (Dioxin)
MPN	Most Probable Number
MQL	Method Quantitation Limit
NC	Not Calculated
ND	Not Detected at the reporting limit (or MDL or EDL if shown)
NEG	Negative / Absent
POS	Positive / Present
PQL	Practical Quantitation Limit
PRES	Presumptive
QC	Quality Control
RER	Relative Error Ratio (Radiochemistry)
RL	Reporting Limit or Requested Limit (Radiochemistry)
RPD	Relative Percent Difference, a measure of the relative difference between two points
TEF	Toxicity Equivalent Factor (Dioxin)
TEQ	Toxicity Equivalent Quotient (Dioxin)
TNTC	Too Numerous To Count

Accreditation/Certification Summary

Client: Haley & Aldrich, Inc.
 Project/Site: CCR Groundwater Monitoring AB Brown

Job ID: 180-138329-1

Laboratory: Eurofins Pittsburgh

All accreditations/certifications held by this laboratory are listed. Not all accreditations/certifications are applicable to this report.

Authority	Program	Identification Number	Expiration Date
Arkansas DEQ	State	19-033-0	06-27-22
California	State	2891	04-30-22 *
Connecticut	State	PH-0688	09-30-22
Florida	NELAP	E871008	06-30-22
Georgia	State	PA 02-00416	04-30-23
Illinois	NELAP	004375	06-30-22
Kansas	NELAP	E-10350	03-31-23
Kentucky (UST)	State	162013	04-30-22 *
Kentucky (WW)	State	KY98043	12-31-22
Louisiana	NELAP	04041	06-30-22
Maine	State	PA00164	03-06-24
Minnesota	NELAP	042-999-482	12-31-22
Nevada	State	PA00164	08-31-22
New Hampshire	NELAP	2030	04-04-23
New Jersey	NELAP	PA005	06-30-23
New York	NELAP	11182	04-01-23
North Carolina (WW/SW)	State	434	12-31-22
North Dakota	State	R-227	04-30-22 *
Oregon	NELAP	PA-2151	02-07-23
Pennsylvania	NELAP	02-00416	04-30-23
Rhode Island	State	LAO00362	12-31-21 *
South Carolina	State	89014	06-30-22
Texas	NELAP	T104704528	03-31-23
USDA	Federal	P-Soil-01	06-26-22
USDA	US Federal Programs	P330-16-00211	06-26-22
Utah	NELAP	PA001462019-8	05-31-22 *
Virginia	NELAP	10043	09-14-22
West Virginia DEP	State	142	01-31-23
Wisconsin	State	998027800	08-31-22

Laboratory: Eurofins St. Louis

All accreditations/certifications held by this laboratory are listed. Not all accreditations/certifications are applicable to this report.

Authority	Program	Identification Number	Expiration Date
Alaska (UST)	State	20-001	05-06-25
ANAB	Dept. of Defense ELAP	L2305	04-06-25
ANAB	Dept. of Energy	L2305.01	04-06-25
ANAB	ISO/IEC 17025	L2305	04-06-25
Arizona	State	AZ0813	12-08-22
California	Los Angeles County Sanitation Districts	10259	06-30-22
California	State	2886	07-01-22
Connecticut	State	PH-0241	03-31-23
Florida	NELAP	E87689	06-30-22
HI - RadChem Recognition	State	n/a	06-30-22
Illinois	NELAP	200023	11-30-22
Iowa	State	373	12-01-22
Kansas	NELAP	E-10236	10-31-22
Kentucky (DW)	State	KY90125	12-31-22
Kentucky (WW)	State	KY90125 (Permit KY0004049)	12-31-22

* Accreditation/Certification renewal pending - accreditation/certification considered valid.

Eurofins Pittsburgh

Accreditation/Certification Summary

Client: Haley & Aldrich, Inc.
Project/Site: CCR Groundwater Monitoring AB Brown

Job ID: 180-138329-1

Laboratory: Eurofins St. Louis (Continued)

All accreditations/certifications held by this laboratory are listed. Not all accreditations/certifications are applicable to this report.

Authority	Program	Identification Number	Expiration Date
Louisiana	NELAP	04080	06-30-22
Louisiana (DW)	State	LA011	12-31-22
Maryland	State	310	09-30-22
MI - RadChem Recognition	State	9005	06-30-22
Missouri	State	780	06-30-22
Nevada	State	MO000542020-1	07-31-22
New Jersey	NELAP	MO002	06-30-22
New York	NELAP	11616	04-01-23
North Dakota	State	R-207	06-30-22
NRC	NRC	24-24817-01	12-31-22
Oklahoma	NELAP	9997	08-31-22
Oregon	NELAP	4157	09-01-22
Pennsylvania	NELAP	68-00540	02-28-23
South Carolina	State	85002001	06-30-22
Texas	NELAP	T104704193	07-31-22
US Fish & Wildlife	US Federal Programs	058448	07-31-22
USDA	US Federal Programs	P330-17-00028	03-11-23
Utah	NELAP	MO000542021-14	08-01-22
Virginia	NELAP	10310	06-14-23
Washington	State	C592	08-30-22
West Virginia DEP	State	381	10-31-22

Sample Summary

Client: Haley & Aldrich, Inc.
Project/Site: CCR Groundwater Monitoring AB Brown

Job ID: 180-138329-1

Lab Sample ID	Client Sample ID	Matrix	Collected	Received
180-138329-1	CCR-AP-1R	Water	05/17/22 08:20	05/19/22 09:00
180-138329-2	CCR-AP-2R	Water	05/18/22 08:55	05/19/22 09:00
180-138329-3	CCR-AP-2I	Water	05/18/22 09:40	05/19/22 09:00
180-138329-4	CCR-AP-3R	Water	05/17/22 13:10	05/19/22 09:00
180-138329-5	CCR-AP-3I	Water	05/18/22 07:36	05/19/22 09:00
180-138329-6	CCR-AP-4R	Water	05/17/22 09:20	05/19/22 09:00
180-138329-7	CCR-AP-5R	Water	05/18/22 07:10	05/19/22 09:00
180-138329-8	CCR-AP-6	Water	05/17/22 15:00	05/19/22 09:00
180-138329-9	CCR-AP-7R	Water	05/17/22 14:15	05/19/22 09:00
180-138329-10	CCR-AP-8	Water	05/18/22 06:20	05/19/22 09:00
180-138329-11	CCR-AP-9	Water	05/18/22 10:55	05/19/22 09:00



Method Summary

Client: Haley & Aldrich, Inc.
Project/Site: CCR Groundwater Monitoring AB Brown

Job ID: 180-138329-1

Method	Method Description	Protocol	Laboratory
EPA 9056A	Anions, Ion Chromatography	SW846	TAL PIT
EPA 6020A	Metals (ICP/MS)	SW846	TAL PIT
EPA 7470A	Mercury (CVAA)	SW846	TAL PIT
EPA 9040C	pH	SW846	TAL PIT
SM 2540C	Solids, Total Dissolved (TDS)	SM	TAL PIT
9315	Radium-226 (GFPC)	SW846	TAL SL
9320	Radium-228 (GFPC)	SW846	TAL SL
Ra226_Ra228	Combined Radium-226 and Radium-228	TAL-STL	TAL SL
3005A	Preparation, Total Recoverable or Dissolved Metals	SW846	TAL PIT
7470A	Preparation, Mercury	SW846	TAL PIT
PrecSep_0	Preparation, Precipitate Separation	None	TAL SL
PrecSep-21	Preparation, Precipitate Separation (21-Day In-Growth)	None	TAL SL

Protocol References:

None = None

SM = "Standard Methods For The Examination Of Water And Wastewater"

SW846 = "Test Methods For Evaluating Solid Waste, Physical/Chemical Methods", Third Edition, November 1986 And Its Updates.

TAL-STL = TestAmerica Laboratories, St. Louis, Facility Standard Operating Procedure.

Laboratory References:

TAL PIT = Eurofins Pittsburgh, 301 Alpha Drive, RIDC Park, Pittsburgh, PA 15238, TEL (412)963-7058

TAL SL = Eurofins St. Louis, 13715 Rider Trail North, Earth City, MO 63045, TEL (314)298-8566

Lab Chronicle

Client: Haley & Aldrich, Inc.
 Project/Site: CCR Groundwater Monitoring AB Brown

Job ID: 180-138329-1

Client Sample ID: CCR-AP-1R

Lab Sample ID: 180-138329-1

Date Collected: 05/17/22 08:20

Matrix: Water

Date Received: 05/19/22 09:00

Prep Type	Batch Type	Batch Method	Run	Dil Factor	Initial Amount	Final Amount	Batch Number	Prepared or Analyzed	Analyst	Lab
Total/NA	Analysis	EPA 9056A		1			400332	05/31/22 02:20	LWM	TAL PIT
Instrument ID: CHIC2100A										
Total/NA	Analysis	EPA 9056A		1			400775	06/03/22 19:38	LWM	TAL PIT
Instrument ID: CHICS2100B										
Total Recoverable	Prep	3005A			25 mL	25 mL	400278	05/28/22 10:26	EMR	TAL PIT
Total Recoverable	Analysis	EPA 6020A		1			401512	06/09/22 21:07	RSK	TAL PIT
Instrument ID: DORY										
Total Recoverable	Prep	3005A			25 mL	25 mL	400278	05/28/22 10:26	EMR	TAL PIT
Total Recoverable	Analysis	EPA 6020A		1			401660	06/10/22 13:15	RSK	TAL PIT
Instrument ID: NEMO										
Total/NA	Prep	7470A			50 mL	50 mL	400435	06/01/22 05:00	RJR	TAL PIT
Total/NA	Analysis	EPA 7470A		1			400599	06/01/22 16:16	RJR	TAL PIT
Instrument ID: HGY										
Total/NA	Analysis	EPA 9040C		1			399544	05/20/22 11:54	HEK	TAL PIT
Instrument ID: PHTITRATOR										
Total/NA	Analysis	SM 2540C		1	100 mL	100 mL	399540	05/20/22 15:20	JCR	TAL PIT
Instrument ID: NOEQUIP										
Total/NA	Prep	PrecSep-21			993.59 mL	1.0 g	567030	05/24/22 10:44	BMP	TAL SL
Total/NA	Analysis	9315		1			570152	06/15/22 08:21	FLC	TAL SL
Instrument ID: GFPCBLUE										
Total/NA	Prep	PrecSep_0			993.59 mL	1.0 g	567036	05/24/22 11:08	BMP	TAL SL
Total/NA	Analysis	9320		1			570095	06/14/22 13:58	FLC	TAL SL
Instrument ID: GFPCORANGE										
Total/NA	Analysis	Ra226_Ra228		1			570160	06/15/22 15:59	CLP	TAL SL
Instrument ID: NOEQUIP										

Client Sample ID: CCR-AP-2R

Lab Sample ID: 180-138329-2

Date Collected: 05/18/22 08:55

Matrix: Water

Date Received: 05/19/22 09:00

Prep Type	Batch Type	Batch Method	Run	Dil Factor	Initial Amount	Final Amount	Batch Number	Prepared or Analyzed	Analyst	Lab
Total/NA	Analysis	EPA 9056A		5			400332	05/31/22 03:15	LWM	TAL PIT
Instrument ID: CHIC2100A										
Total Recoverable	Prep	3005A			25 mL	25 mL	400278	05/28/22 10:26	EMR	TAL PIT
Total Recoverable	Analysis	EPA 6020A		1			401512	06/09/22 21:11	RSK	TAL PIT
Instrument ID: DORY										
Total Recoverable	Prep	3005A			25 mL	25 mL	400278	05/28/22 10:26	EMR	TAL PIT
Total Recoverable	Analysis	EPA 6020A		10			401660	06/10/22 13:18	RSK	TAL PIT
Instrument ID: NEMO										
Total/NA	Prep	7470A			50 mL	50 mL	400435	06/01/22 05:00	RJR	TAL PIT
Total/NA	Analysis	EPA 7470A		1			400599	06/01/22 16:17	RJR	TAL PIT
Instrument ID: HGY										
Total/NA	Analysis	EPA 9040C		1			399544	05/20/22 12:36	HEK	TAL PIT
Instrument ID: PHTITRATOR										

Eurofins Pittsburgh

Lab Chronicle

Client: Haley & Aldrich, Inc.
 Project/Site: CCR Groundwater Monitoring AB Brown

Job ID: 180-138329-1

Client Sample ID: CCR-AP-2R

Lab Sample ID: 180-138329-2

Date Collected: 05/18/22 08:55

Matrix: Water

Date Received: 05/19/22 09:00

Prep Type	Batch Type	Batch Method	Run	Dil Factor	Initial Amount	Final Amount	Batch Number	Prepared or Analyzed	Analyst	Lab
Total/NA	Analysis	SM 2540C		1	25 mL	100 mL	399540	05/20/22 15:20	JCR	TAL PIT
Total/NA	Prep	PrecSep-21			998.70 mL	1.0 g	567030	05/24/22 10:44	BMP	TAL SL
Total/NA	Analysis	9315		1			570152	06/15/22 08:22	FLC	TAL SL
Instrument ID: GFPCBLUE										
Total/NA	Prep	PrecSep_0			998.70 mL	1.0 g	567036	05/24/22 11:08	BMP	TAL SL
Total/NA	Analysis	9320		1			570095	06/14/22 13:58	FLC	TAL SL
Instrument ID: GFPCORANGE										
Total/NA	Analysis	Ra226_Ra228		1			570160	06/15/22 15:59	CLP	TAL SL
Instrument ID: NOEQUIP										

Client Sample ID: CCR-AP-2I

Lab Sample ID: 180-138329-3

Date Collected: 05/18/22 09:40

Matrix: Water

Date Received: 05/19/22 09:00

Prep Type	Batch Type	Batch Method	Run	Dil Factor	Initial Amount	Final Amount	Batch Number	Prepared or Analyzed	Analyst	Lab
Total/NA	Analysis	EPA 9056A		1			401937	06/14/22 21:56	LWM	TAL PIT
Instrument ID: CHIC2100A										
Total Recoverable	Prep	3005A			25 mL	25 mL	400278	05/28/22 10:26	EMR	TAL PIT
Total Recoverable	Analysis	EPA 6020A		1			401512	06/09/22 21:25	RSK	TAL PIT
Instrument ID: DORY										
Total Recoverable	Prep	3005A			25 mL	25 mL	400278	05/28/22 10:26	EMR	TAL PIT
Total Recoverable	Analysis	EPA 6020A		1			401660	06/10/22 13:21	RSK	TAL PIT
Instrument ID: NEMO										
Total/NA	Prep	7470A			50 mL	50 mL	400435	06/01/22 05:00	RJR	TAL PIT
Total/NA	Analysis	EPA 7470A		1			400599	06/01/22 16:18	RJR	TAL PIT
Instrument ID: HGY										
Total/NA	Analysis	EPA 9040C		1			399544	05/20/22 12:31	HEK	TAL PIT
Instrument ID: PHTITRATOR										
Total/NA	Analysis	SM 2540C		1	100 mL	100 mL	399540	05/20/22 15:20	JCR	TAL PIT
Instrument ID: NOEQUIP										
Total/NA	Prep	PrecSep-21			996.86 mL	1.0 g	567030	05/24/22 10:44	BMP	TAL SL
Total/NA	Analysis	9315		1			570152	06/15/22 08:22	FLC	TAL SL
Instrument ID: GFPCBLUE										
Total/NA	Prep	PrecSep_0			996.86 mL	1.0 g	567036	05/24/22 11:08	BMP	TAL SL
Total/NA	Analysis	9320		1			570095	06/14/22 13:58	FLC	TAL SL
Instrument ID: GFPCORANGE										
Total/NA	Analysis	Ra226_Ra228		1			570160	06/15/22 15:59	CLP	TAL SL
Instrument ID: NOEQUIP										

Lab Chronicle

Client: Haley & Aldrich, Inc.
 Project/Site: CCR Groundwater Monitoring AB Brown

Job ID: 180-138329-1

Client Sample ID: CCR-AP-3R

Lab Sample ID: 180-138329-4

Date Collected: 05/17/22 13:10

Matrix: Water

Date Received: 05/19/22 09:00

Prep Type	Batch Type	Batch Method	Run	Dil Factor	Initial Amount	Final Amount	Batch Number	Prepared or Analyzed	Analyst	Lab
Total/NA	Analysis	EPA 9056A		5			400332	05/31/22 03:43	LWM	TAL PIT
Instrument ID: CHIC2100A										
Total Recoverable	Prep	3005A			25 mL	25 mL	400278	05/28/22 10:26	EMR	TAL PIT
Total Recoverable	Analysis	EPA 6020A		1			401512	06/09/22 21:28	RSK	TAL PIT
Instrument ID: DORY										
Total Recoverable	Prep	3005A			25 mL	25 mL	400278	05/28/22 10:26	EMR	TAL PIT
Total Recoverable	Analysis	EPA 6020A		10			401660	06/10/22 13:23	RSK	TAL PIT
Instrument ID: NEMO										
Total/NA	Prep	7470A			50 mL	50 mL	400435	06/01/22 05:00	RJR	TAL PIT
Total/NA	Analysis	EPA 7470A		1			400599	06/01/22 16:19	RJR	TAL PIT
Instrument ID: HGY										
Total/NA	Analysis	EPA 9040C		1			399544	05/20/22 12:47	HEK	TAL PIT
Instrument ID: PHTITRATOR										
Total/NA	Analysis	SM 2540C		1	20 mL	100 mL	399540	05/20/22 15:20	JCR	TAL PIT
Instrument ID: NOEQUIP										
Total/NA	Prep	PrecSep-21			996.95 mL	1.0 g	567030	05/24/22 10:44	BMP	TAL SL
Total/NA	Analysis	9315		1			570152	06/15/22 08:22	FLC	TAL SL
Instrument ID: GFPCBLUE										
Total/NA	Prep	PrecSep_0			996.95 mL	1.0 g	567036	05/24/22 11:08	BMP	TAL SL
Total/NA	Analysis	9320		1			570095	06/14/22 13:58	FLC	TAL SL
Instrument ID: GFPCORANGE										
Total/NA	Analysis	Ra226_Ra228		1			570160	06/15/22 15:59	CLP	TAL SL
Instrument ID: NOEQUIP										

Client Sample ID: CCR-AP-3I

Lab Sample ID: 180-138329-5

Date Collected: 05/18/22 07:36

Matrix: Water

Date Received: 05/19/22 09:00

Prep Type	Batch Type	Batch Method	Run	Dil Factor	Initial Amount	Final Amount	Batch Number	Prepared or Analyzed	Analyst	Lab
Total/NA	Analysis	EPA 9056A		1			400332	05/31/22 04:11	LWM	TAL PIT
Instrument ID: CHIC2100A										
Total Recoverable	Prep	3005A			25 mL	25 mL	400278	05/28/22 10:26	EMR	TAL PIT
Total Recoverable	Analysis	EPA 6020A		1			401512	06/09/22 21:42	RSK	TAL PIT
Instrument ID: DORY										
Total Recoverable	Prep	3005A			25 mL	25 mL	400278	05/28/22 10:26	EMR	TAL PIT
Total Recoverable	Analysis	EPA 6020A		1			401660	06/10/22 13:26	RSK	TAL PIT
Instrument ID: NEMO										
Total/NA	Prep	7470A			50 mL	50 mL	400435	06/01/22 05:00	RJR	TAL PIT
Total/NA	Analysis	EPA 7470A		1			400599	06/01/22 16:20	RJR	TAL PIT
Instrument ID: HGY										
Total/NA	Analysis	EPA 9040C		1			399544	05/20/22 11:49	HEK	TAL PIT
Instrument ID: PHTITRATOR										
Total/NA	Analysis	SM 2540C		1	100 mL	100 mL	399540	05/20/22 15:20	JCR	TAL PIT
Instrument ID: NOEQUIP										

Eurofins Pittsburgh

Lab Chronicle

Client: Haley & Aldrich, Inc.
 Project/Site: CCR Groundwater Monitoring AB Brown

Job ID: 180-138329-1

Client Sample ID: CCR-AP-3I
Date Collected: 05/18/22 07:36
Date Received: 05/19/22 09:00

Lab Sample ID: 180-138329-5
Matrix: Water

Prep Type	Batch Type	Batch Method	Run	Dil Factor	Initial Amount	Final Amount	Batch Number	Prepared or Analyzed	Analyst	Lab
Total/NA	Prep	PrecSep-21			1002.58 mL	1.0 g	567030	05/24/22 10:44	BMP	TAL SL
Total/NA	Analysis	9315		1			570152	06/15/22 08:23	FLC	TAL SL
Instrument ID: GFPCBLUE										
Total/NA	Prep	PrecSep_0			1002.58 mL	1.0 g	567036	05/24/22 11:08	BMP	TAL SL
Total/NA	Analysis	9320		1			570095	06/14/22 13:59	FLC	TAL SL
Instrument ID: GFPCORANGE										
Total/NA	Analysis	Ra226_Ra228		1			570160	06/15/22 15:59	CLP	TAL SL
Instrument ID: NOEQUIP										

Client Sample ID: CCR-AP-4R
Date Collected: 05/17/22 09:20
Date Received: 05/19/22 09:00

Lab Sample ID: 180-138329-6
Matrix: Water

Prep Type	Batch Type	Batch Method	Run	Dil Factor	Initial Amount	Final Amount	Batch Number	Prepared or Analyzed	Analyst	Lab
Total/NA	Analysis	EPA 9056A		1			400332	05/31/22 04:39	LWM	TAL PIT
Instrument ID: CHIC2100A										
Total Recoverable	Prep	3005A			25 mL	25 mL	400278	05/28/22 10:26	EMR	TAL PIT
Total Recoverable	Analysis	EPA 6020A		1			401512	06/09/22 22:03	RSK	TAL PIT
Instrument ID: DORY										
Total Recoverable	Prep	3005A			25 mL	25 mL	400278	05/28/22 10:26	EMR	TAL PIT
Total Recoverable	Analysis	EPA 6020A		1			401660	06/10/22 13:34	RSK	TAL PIT
Instrument ID: NEMO										
Total/NA	Prep	7470A			50 mL	50 mL	400435	06/01/22 05:00	RJR	TAL PIT
Total/NA	Analysis	EPA 7470A		1			400599	06/01/22 16:21	RJR	TAL PIT
Instrument ID: HGY										
Total/NA	Analysis	EPA 9040C		1			399544	05/20/22 11:43	HEK	TAL PIT
Instrument ID: PHTITRATOR										
Total/NA	Analysis	SM 2540C		1	100 mL	100 mL	399540	05/20/22 15:20	JCR	TAL PIT
Instrument ID: NOEQUIP										
Total/NA	Prep	PrecSep-21			993.58 mL	1.0 g	567030	05/24/22 10:44	BMP	TAL SL
Total/NA	Analysis	9315		1			570152	06/15/22 08:23	FLC	TAL SL
Instrument ID: GFPCBLUE										
Total/NA	Prep	PrecSep_0			993.58 mL	1.0 g	567036	05/24/22 11:08	BMP	TAL SL
Total/NA	Analysis	9320		1			570095	06/14/22 14:00	FLC	TAL SL
Instrument ID: GFPCORANGE										
Total/NA	Analysis	Ra226_Ra228		1			570160	06/15/22 15:59	CLP	TAL SL
Instrument ID: NOEQUIP										

Client Sample ID: CCR-AP-5R
Date Collected: 05/18/22 07:10
Date Received: 05/19/22 09:00

Lab Sample ID: 180-138329-7
Matrix: Water

Prep Type	Batch Type	Batch Method	Run	Dil Factor	Initial Amount	Final Amount	Batch Number	Prepared or Analyzed	Analyst	Lab
Total/NA	Analysis	EPA 9056A		5			400332	05/31/22 05:07	LWM	TAL PIT
Instrument ID: CHIC2100A										

Eurofins Pittsburgh

Lab Chronicle

Client: Haley & Aldrich, Inc.
 Project/Site: CCR Groundwater Monitoring AB Brown

Job ID: 180-138329-1

Client Sample ID: CCR-AP-5R

Lab Sample ID: 180-138329-7

Date Collected: 05/18/22 07:10

Matrix: Water

Date Received: 05/19/22 09:00

Prep Type	Batch Type	Batch Method	Run	Dil Factor	Initial Amount	Final Amount	Batch Number	Prepared or Analyzed	Analyst	Lab
Total Recoverable	Prep	3005A			25 mL	25 mL	400278	05/28/22 10:26	EMR	TAL PIT
Total Recoverable	Analysis	EPA 6020A		1			401512	06/09/22 22:07	RSK	TAL PIT
Instrument ID: DORY										
Total Recoverable	Prep	3005A			25 mL	25 mL	400278	05/28/22 10:26	EMR	TAL PIT
Total Recoverable	Analysis	EPA 6020A		10			401660	06/10/22 13:36	RSK	TAL PIT
Instrument ID: NEMO										
Total/NA	Prep	7470A			50 mL	50 mL	400197	05/27/22 13:13	RJR	TAL PIT
Total/NA	Analysis	EPA 7470A		1			400275	05/28/22 09:00	RJR	TAL PIT
Instrument ID: HGZ										
Total/NA	Analysis	EPA 9040C		1			399544	05/20/22 11:38	HEK	TAL PIT
Instrument ID: PHTITRATOR										
Total/NA	Analysis	SM 2540C		1	25 mL	100 mL	399540	05/20/22 15:20	JCR	TAL PIT
Instrument ID: NOEQUIP										
Total/NA	Prep	PrecSep-21			1022.22 mL	1.0 g	567030	05/24/22 10:44	BMP	TAL SL
Total/NA	Analysis	9315		1			570152	06/15/22 08:23	FLC	TAL SL
Instrument ID: GFPCBLUE										
Total/NA	Prep	PrecSep_0			1022.22 mL	1.0 g	567036	05/24/22 11:08	BMP	TAL SL
Total/NA	Analysis	9320		1			570095	06/14/22 14:00	FLC	TAL SL
Instrument ID: GFPCORANGE										
Total/NA	Analysis	Ra226_Ra228		1			570160	06/15/22 15:59	CLP	TAL SL
Instrument ID: NOEQUIP										

Client Sample ID: CCR-AP-6

Lab Sample ID: 180-138329-8

Date Collected: 05/17/22 15:00

Matrix: Water

Date Received: 05/19/22 09:00

Prep Type	Batch Type	Batch Method	Run	Dil Factor	Initial Amount	Final Amount	Batch Number	Prepared or Analyzed	Analyst	Lab
Total/NA	Analysis	EPA 9056A		2.5			400332	05/31/22 06:03	LWM	TAL PIT
Instrument ID: CHIC2100A										
Total/NA	Analysis	EPA 9056A		2.5			401937	06/14/22 22:27	LWM	TAL PIT
Instrument ID: CHIC2100A										
Total/NA	Analysis	EPA 9056A		2.5			400775	06/03/22 19:52	LWM	TAL PIT
Instrument ID: CHICS2100B										
Total Recoverable	Prep	3005A			25 mL	25 mL	400278	05/28/22 10:26	EMR	TAL PIT
Total Recoverable	Analysis	EPA 6020A		1			401512	06/09/22 22:21	RSK	TAL PIT
Instrument ID: DORY										
Total Recoverable	Prep	3005A			25 mL	25 mL	400278	05/28/22 10:26	EMR	TAL PIT
Total Recoverable	Analysis	EPA 6020A		5			401660	06/10/22 13:39	RSK	TAL PIT
Instrument ID: NEMO										
Total/NA	Prep	7470A			50 mL	50 mL	400197	05/27/22 13:13	RJR	TAL PIT
Total/NA	Analysis	EPA 7470A		1			400275	05/28/22 09:03	RJR	TAL PIT
Instrument ID: HGZ										
Total/NA	Analysis	EPA 9040C		1			399544	05/20/22 12:05	HEK	TAL PIT
Instrument ID: PHTITRATOR										

Eurofins Pittsburgh

Lab Chronicle

Client: Haley & Aldrich, Inc.
 Project/Site: CCR Groundwater Monitoring AB Brown

Job ID: 180-138329-1

Client Sample ID: CCR-AP-6

Lab Sample ID: 180-138329-8

Date Collected: 05/17/22 15:00

Matrix: Water

Date Received: 05/19/22 09:00

Prep Type	Batch Type	Batch Method	Run	Dil Factor	Initial Amount	Final Amount	Batch Number	Prepared or Analyzed	Analyst	Lab
Total/NA	Analysis	SM 2540C		1	50 mL	100 mL	399540	05/20/22 15:20	JCR	TAL PIT
Total/NA	Prep	PrecSep-21			992.74 mL	1.0 g	567030	05/24/22 10:44	BMP	TAL SL
Total/NA	Analysis	9315		1			570152	06/15/22 08:23	FLC	TAL SL
		Instrument ID: GFPCBLUE								
Total/NA	Prep	PrecSep_0			992.74 mL	1.0 g	567036	05/24/22 11:08	BMP	TAL SL
Total/NA	Analysis	9320		1			570095	06/14/22 14:00	FLC	TAL SL
		Instrument ID: GFPCORANGE								
Total/NA	Analysis	Ra226_Ra228		1			570160	06/15/22 15:59	CLP	TAL SL
		Instrument ID: NOEQUIP								

Client Sample ID: CCR-AP-7R

Lab Sample ID: 180-138329-9

Date Collected: 05/17/22 14:15

Matrix: Water

Date Received: 05/19/22 09:00

Prep Type	Batch Type	Batch Method	Run	Dil Factor	Initial Amount	Final Amount	Batch Number	Prepared or Analyzed	Analyst	Lab
Total/NA	Analysis	EPA 9056A		5			400332	05/31/22 07:12	LWM	TAL PIT
		Instrument ID: CHIC2100A								
Total/NA	Analysis	EPA 9056A		5			400775	06/03/22 20:37	LWM	TAL PIT
		Instrument ID: CHICS2100B								
Total/NA	Analysis	EPA 9056A		50			400775	06/03/22 20:52	LWM	TAL PIT
		Instrument ID: CHICS2100B								
Total Recoverable	Prep	3005A			25 mL	25 mL	400278	05/28/22 10:26	EMR	TAL PIT
Total Recoverable	Analysis	EPA 6020A		1			401512	06/09/22 22:34	RSK	TAL PIT
		Instrument ID: DORY								
Total Recoverable	Prep	3005A			25 mL	25 mL	400278	05/28/22 10:26	EMR	TAL PIT
Total Recoverable	Analysis	EPA 6020A		5			401660	06/10/22 13:42	RSK	TAL PIT
		Instrument ID: NEMO								
Total/NA	Prep	7470A			50 mL	50 mL	400197	05/27/22 13:13	RJR	TAL PIT
Total/NA	Analysis	EPA 7470A		1			400275	05/28/22 09:04	RJR	TAL PIT
		Instrument ID: HGZ								
Total/NA	Analysis	EPA 9040C		1			399544	05/20/22 12:00	HEK	TAL PIT
		Instrument ID: PHTITRATOR								
Total/NA	Analysis	SM 2540C		1	25 mL	100 mL	399540	05/20/22 15:20	JCR	TAL PIT
		Instrument ID: NOEQUIP								
Total/NA	Prep	PrecSep-21			758.41 mL	1.0 g	567030	05/24/22 10:44	BMP	TAL SL
Total/NA	Analysis	9315		1			570152	06/15/22 08:23	FLC	TAL SL
		Instrument ID: GFPCBLUE								
Total/NA	Prep	PrecSep_0			758.41 mL	1.0 g	567036	05/24/22 11:08	BMP	TAL SL
Total/NA	Analysis	9320		1			570095	06/14/22 14:00	FLC	TAL SL
		Instrument ID: GFPCORANGE								
Total/NA	Analysis	Ra226_Ra228		1			570160	06/15/22 15:59	CLP	TAL SL
		Instrument ID: NOEQUIP								

Lab Chronicle

Client: Haley & Aldrich, Inc.
 Project/Site: CCR Groundwater Monitoring AB Brown

Job ID: 180-138329-1

Client Sample ID: CCR-AP-8

Lab Sample ID: 180-138329-10

Date Collected: 05/18/22 06:20

Matrix: Water

Date Received: 05/19/22 09:00

Prep Type	Batch Type	Batch Method	Run	Dil Factor	Initial Amount	Final Amount	Batch Number	Prepared or Analyzed	Analyst	Lab
Total/NA	Analysis	EPA 9056A		2.5			400332	05/31/22 07:40	LWM	TAL PIT
	Instrument ID: CHIC2100A									
Total/NA	Analysis	EPA 9056A		1			401937	06/14/22 22:57	LWM	TAL PIT
	Instrument ID: CHIC2100A									
Total/NA	Analysis	EPA 9056A		10			401937	06/14/22 23:12	LWM	TAL PIT
	Instrument ID: CHIC2100A									
Total Recoverable	Prep	3005A			25 mL	25 mL	400278	05/28/22 10:26	EMR	TAL PIT
Total Recoverable	Analysis	EPA 6020A		1			401512	06/09/22 22:48	RSK	TAL PIT
	Instrument ID: DORY									
Total Recoverable	Prep	3005A			25 mL	25 mL	400278	05/28/22 10:26	EMR	TAL PIT
Total Recoverable	Analysis	EPA 6020A		1			401660	06/10/22 13:44	RSK	TAL PIT
	Instrument ID: NEMO									
Total/NA	Prep	7470A			50 mL	50 mL	400197	05/27/22 13:13	RJR	TAL PIT
Total/NA	Analysis	EPA 7470A		1			400275	05/28/22 09:05	RJR	TAL PIT
	Instrument ID: HGZ									
Total/NA	Analysis	EPA 9040C		1			399544	05/20/22 11:32	HEK	TAL PIT
	Instrument ID: PHTITRATOR									
Total/NA	Analysis	SM 2540C		1	50 mL	100 mL	399540	05/20/22 15:20	JCR	TAL PIT
	Instrument ID: NOEQUIP									
Total/NA	Prep	PrecSep-21			1009.32 mL	1.0 g	567030	05/24/22 10:44	BMP	TAL SL
Total/NA	Analysis	9315		1			570152	06/15/22 08:23	FLC	TAL SL
	Instrument ID: GFPCBLUE									
Total/NA	Prep	PrecSep_0			1009.32 mL	1.0 g	567036	05/24/22 11:08	BMP	TAL SL
Total/NA	Analysis	9320		1			570095	06/14/22 14:00	FLC	TAL SL
	Instrument ID: GFPCORANGE									
Total/NA	Analysis	Ra226_Ra228		1			570160	06/15/22 15:59	CLP	TAL SL
	Instrument ID: NOEQUIP									

Client Sample ID: CCR-AP-9

Lab Sample ID: 180-138329-11

Date Collected: 05/18/22 10:55

Matrix: Water

Date Received: 05/19/22 09:00

Prep Type	Batch Type	Batch Method	Run	Dil Factor	Initial Amount	Final Amount	Batch Number	Prepared or Analyzed	Analyst	Lab
Total/NA	Analysis	EPA 9056A		5			400400	05/31/22 15:01	LWM	TAL PIT
	Instrument ID: CHIC2100A									
Total Recoverable	Prep	3005A			25 mL	25 mL	400278	05/28/22 10:26	EMR	TAL PIT
Total Recoverable	Analysis	EPA 6020A		1			401512	06/09/22 22:52	RSK	TAL PIT
	Instrument ID: DORY									
Total Recoverable	Prep	3005A			25 mL	25 mL	400278	05/28/22 10:26	EMR	TAL PIT
Total Recoverable	Analysis	EPA 6020A		5			401660	06/10/22 13:47	RSK	TAL PIT
	Instrument ID: NEMO									
Total/NA	Prep	7470A			50 mL	50 mL	400197	05/27/22 13:13	RJR	TAL PIT
Total/NA	Analysis	EPA 7470A		1			400275	05/28/22 09:06	RJR	TAL PIT
	Instrument ID: HGZ									

Eurofins Pittsburgh

Lab Chronicle

Client: Haley & Aldrich, Inc.
 Project/Site: CCR Groundwater Monitoring AB Brown

Job ID: 180-138329-1

Client Sample ID: CCR-AP-9

Lab Sample ID: 180-138329-11

Date Collected: 05/18/22 10:55

Matrix: Water

Date Received: 05/19/22 09:00

Prep Type	Batch Type	Batch Method	Run	Dil Factor	Initial Amount	Final Amount	Batch Number	Prepared or Analyzed	Analyst	Lab
Total/NA	Analysis	EPA 9040C		1			399593	05/21/22 15:19	HEK	TAL PIT
Total/NA	Analysis	SM 2540C		1	20 mL	100 mL	399540	05/20/22 15:20	JCR	TAL PIT
		Instrument ID: NOEQUIP								
Total/NA	Prep	PrecSep-21			1002.10 mL	1.0 g	567030	05/24/22 10:44	BMP	TAL SL
Total/NA	Analysis	9315		1			570135	06/15/22 12:26	FLC	TAL SL
		Instrument ID: GFPCRED								
Total/NA	Prep	PrecSep_0			1002.10 mL	1.0 g	567036	05/24/22 11:08	BMP	TAL SL
Total/NA	Analysis	9320		1			570095	06/14/22 14:00	FLC	TAL SL
		Instrument ID: GFPCORANGE								
Total/NA	Analysis	Ra226_Ra228		1			570160	06/15/22 15:59	CLP	TAL SL
		Instrument ID: NOEQUIP								

Laboratory References:

TAL PIT = Eurofins Pittsburgh, 301 Alpha Drive, RIDC Park, Pittsburgh, PA 15238, TEL (412)963-7058

TAL SL = Eurofins St. Louis, 13715 Rider Trail North, Earth City, MO 63045, TEL (314)298-8566

Analyst References:

Lab: TAL PIT

Batch Type: Prep

EMR = Elizabeth Rarick

RJR = Ron Rosenbaum

Batch Type: Analysis

HEK = Hope Kiesling

JCR = Jessica Rodgers

LWM = Larry Matko

RJR = Ron Rosenbaum

RSK = Robert Kurtz

Lab: TAL SL

Batch Type: Prep

BMP = Bailey Pinette

Batch Type: Analysis

CLP = Cassandra Park

FLC = Fernando Cruz

Client Sample Results

Client: Haley & Aldrich, Inc.
 Project/Site: CCR Groundwater Monitoring AB Brown

Job ID: 180-138329-1

Client Sample ID: CCR-AP-1R

Lab Sample ID: 180-138329-1

Date Collected: 05/17/22 08:20

Matrix: Water

Date Received: 05/19/22 09:00

Method: EPA 9056A - Anions, Ion Chromatography

Analyte	Result	Qualifier	RL	MDL	Unit	D	Prepared	Analyzed	Dil Fac
Chloride	13		1.0	0.71	mg/L			06/03/22 19:38	1
Fluoride	0.64		0.10	0.026	mg/L			05/31/22 02:20	1
Sulfate	130		1.0	0.76	mg/L			06/03/22 19:38	1

Method: EPA 6020A - Metals (ICP/MS) - Total Recoverable

Analyte	Result	Qualifier	RL	MDL	Unit	D	Prepared	Analyzed	Dil Fac
Antimony	ND		0.0020	0.00051	mg/L		05/28/22 10:26	06/09/22 21:07	1
Arsenic	0.00033	J	0.0010	0.00028	mg/L		05/28/22 10:26	06/09/22 21:07	1
Barium	0.041		0.010	0.0031	mg/L		05/28/22 10:26	06/09/22 21:07	1
Beryllium	ND		0.0010	0.00027	mg/L		05/28/22 10:26	06/09/22 21:07	1
Boron	2.0		0.080	0.060	mg/L		05/28/22 10:26	06/10/22 13:15	1
Cadmium	ND		0.0010	0.00022	mg/L		05/28/22 10:26	06/09/22 21:07	1
Calcium	30		0.50	0.13	mg/L		05/28/22 10:26	06/09/22 21:07	1
Chromium	ND		0.0020	0.0015	mg/L		05/28/22 10:26	06/09/22 21:07	1
Cobalt	ND		0.00050	0.00026	mg/L		05/28/22 10:26	06/09/22 21:07	1
Lead	ND		0.0010	0.00017	mg/L		05/28/22 10:26	06/09/22 21:07	1
Lithium	0.00096	J	0.0050	0.00083	mg/L		05/28/22 10:26	06/09/22 21:07	1
Molybdenum	0.0045	J	0.0050	0.00061	mg/L		05/28/22 10:26	06/09/22 21:07	1
Selenium	ND		0.0050	0.00074	mg/L		05/28/22 10:26	06/09/22 21:07	1
Thallium	ND		0.0010	0.00047	mg/L		05/28/22 10:26	06/09/22 21:07	1

Method: EPA 7470A - Mercury (CVAA)

Analyte	Result	Qualifier	RL	MDL	Unit	D	Prepared	Analyzed	Dil Fac
Mercury	ND		0.00020	0.00013	mg/L		06/01/22 05:00	06/01/22 16:16	1

General Chemistry

Analyte	Result	Qualifier	RL	MDL	Unit	D	Prepared	Analyzed	Dil Fac
Total Dissolved Solids	810		10	10	mg/L			05/20/22 15:20	1
Analyte	Result	Qualifier	RL	RL	Unit	D	Prepared	Analyzed	Dil Fac
pH	7.9	HF	0.1	0.1	SU			05/20/22 11:54	1

Method: 9315 - Radium-226 (GFPC)

Analyte	Result	Qualifier	Count Uncert. (2σ+/-)	Total Uncert. (2σ+/-)	RL	MDC	Unit	Prepared	Analyzed	Dil Fac
Radium-226	0.265		0.183	0.184	1.00	0.253	pCi/L	05/24/22 10:44	06/15/22 08:21	1
Carrier	%Yield	Qualifier	Limits					Prepared	Analyzed	Dil Fac
Ba Carrier	98.3		40 - 110					05/24/22 10:44	06/15/22 08:21	1

Method: 9320 - Radium-228 (GFPC)

Analyte	Result	Qualifier	Count Uncert. (2σ+/-)	Total Uncert. (2σ+/-)	RL	MDC	Unit	Prepared	Analyzed	Dil Fac
Radium-228	0.250	U	0.306	0.307	1.00	0.507	pCi/L	05/24/22 11:08	06/14/22 13:58	1
Carrier	%Yield	Qualifier	Limits					Prepared	Analyzed	Dil Fac
Ba Carrier	98.3		40 - 110					05/24/22 11:08	06/14/22 13:58	1
Y Carrier	85.2		40 - 110					05/24/22 11:08	06/14/22 13:58	1

Eurofins Pittsburgh

Client Sample Results

Client: Haley & Aldrich, Inc.
 Project/Site: CCR Groundwater Monitoring AB Brown

Job ID: 180-138329-1

Client Sample ID: CCR-AP-1R

Lab Sample ID: 180-138329-1

Date Collected: 05/17/22 08:20

Matrix: Water

Date Received: 05/19/22 09:00

Method: Ra226_Ra228 - Combined Radium-226 and Radium-228

Analyte	Result	Qualifier	Count Uncert. (2σ+/-)	Total Uncert. (2σ+/-)	RL	MDC	Unit	Prepared	Analyzed	Dil Fac
Combined Radium 226 + 228	0.515		0.357	0.358	5.00	0.507	pCi/L		06/15/22 15:59	1

Client Sample ID: CCR-AP-2R

Lab Sample ID: 180-138329-2

Date Collected: 05/18/22 08:55

Matrix: Water

Date Received: 05/19/22 09:00

Method: EPA 9056A - Anions, Ion Chromatography

Analyte	Result	Qualifier	RL	MDL	Unit	D	Prepared	Analyzed	Dil Fac
Chloride	460		5.0	3.6	mg/L			05/31/22 03:15	5
Fluoride	0.34	J	0.50	0.13	mg/L			05/31/22 03:15	5
Sulfate	2400		5.0	3.8	mg/L			05/31/22 03:15	5

Method: EPA 6020A - Metals (ICP/MS) - Total Recoverable

Analyte	Result	Qualifier	RL	MDL	Unit	D	Prepared	Analyzed	Dil Fac
Antimony	ND		0.0020	0.00051	mg/L		05/28/22 10:26	06/09/22 21:11	1
Arsenic	0.00078	J	0.0010	0.00028	mg/L		05/28/22 10:26	06/09/22 21:11	1
Barium	0.041		0.010	0.0031	mg/L		05/28/22 10:26	06/09/22 21:11	1
Beryllium	ND		0.0010	0.00027	mg/L		05/28/22 10:26	06/09/22 21:11	1
Boron	11		0.80	0.60	mg/L		05/28/22 10:26	06/10/22 13:18	10
Cadmium	0.00026	J	0.0010	0.00022	mg/L		05/28/22 10:26	06/09/22 21:11	1
Calcium	350		0.50	0.13	mg/L		05/28/22 10:26	06/09/22 21:11	1
Chromium	ND		0.0020	0.0015	mg/L		05/28/22 10:26	06/09/22 21:11	1
Cobalt	0.0028		0.00050	0.00026	mg/L		05/28/22 10:26	06/09/22 21:11	1
Lead	ND		0.0010	0.00017	mg/L		05/28/22 10:26	06/09/22 21:11	1
Lithium	0.030		0.0050	0.00083	mg/L		05/28/22 10:26	06/09/22 21:11	1
Molybdenum	1.5		0.0050	0.00061	mg/L		05/28/22 10:26	06/09/22 21:11	1
Selenium	ND		0.0050	0.00074	mg/L		05/28/22 10:26	06/09/22 21:11	1
Thallium	ND		0.0010	0.00047	mg/L		05/28/22 10:26	06/09/22 21:11	1

Method: EPA 7470A - Mercury (CVAA)

Analyte	Result	Qualifier	RL	MDL	Unit	D	Prepared	Analyzed	Dil Fac
Mercury	ND		0.00020	0.00013	mg/L		06/01/22 05:00	06/01/22 16:17	1

General Chemistry

Analyte	Result	Qualifier	RL	MDL	Unit	D	Prepared	Analyzed	Dil Fac
Total Dissolved Solids	4400		40	40	mg/L			05/20/22 15:20	1

Analyte	Result	Qualifier	RL	RL	Unit	D	Prepared	Analyzed	Dil Fac
pH	7.6	HF	0.1	0.1	SU			05/20/22 12:36	1

Method: 9315 - Radium-226 (GFPC)

Analyte	Result	Qualifier	Count Uncert. (2σ+/-)	Total Uncert. (2σ+/-)	RL	MDC	Unit	Prepared	Analyzed	Dil Fac
Radium-226	0.207	U	0.167	0.168	1.00	0.246	pCi/L	05/24/22 10:44	06/15/22 08:22	1

Carrier	%Yield	Qualifier	Limits	Prepared	Analyzed	Dil Fac
Ba Carrier	105		40 - 110	05/24/22 10:44	06/15/22 08:22	1

Eurofins Pittsburgh

Client Sample Results

Client: Haley & Aldrich, Inc.
 Project/Site: CCR Groundwater Monitoring AB Brown

Job ID: 180-138329-1

Client Sample ID: CCR-AP-2R

Lab Sample ID: 180-138329-2

Date Collected: 05/18/22 08:55

Matrix: Water

Date Received: 05/19/22 09:00

Method: 9320 - Radium-228 (GFPC)

Analyte	Result	Qualifier	Count Uncert. (2σ+/-)	Total Uncert. (2σ+/-)	RL	MDC	Unit	Prepared	Analyzed	Dil Fac
Radium-228	0.438		0.282	0.285	1.00	0.411	pCi/L	05/24/22 11:08	06/14/22 13:58	1
Carrier	%Yield	Qualifier	Limits					Prepared	Analyzed	Dil Fac
Ba Carrier	105		40 - 110					05/24/22 11:08	06/14/22 13:58	1
Y Carrier	84.5		40 - 110					05/24/22 11:08	06/14/22 13:58	1

Method: Ra226_Ra228 - Combined Radium-226 and Radium-228

Analyte	Result	Qualifier	Count Uncert. (2σ+/-)	Total Uncert. (2σ+/-)	RL	MDC	Unit	Prepared	Analyzed	Dil Fac
Combined Radium 226 + 228	0.645		0.328	0.331	5.00	0.411	pCi/L		06/15/22 15:59	1

Client Sample ID: CCR-AP-2I

Lab Sample ID: 180-138329-3

Date Collected: 05/18/22 09:40

Matrix: Water

Date Received: 05/19/22 09:00

Method: EPA 9056A - Anions, Ion Chromatography

Analyte	Result	Qualifier	RL	MDL	Unit	D	Prepared	Analyzed	Dil Fac
Chloride	110		1.0	0.71	mg/L			06/14/22 21:56	1
Fluoride	1.5		0.10	0.026	mg/L			06/14/22 21:56	1
Sulfate	2.5		1.0	0.76	mg/L			06/14/22 21:56	1

Method: EPA 6020A - Metals (ICP/MS) - Total Recoverable

Analyte	Result	Qualifier	RL	MDL	Unit	D	Prepared	Analyzed	Dil Fac
Antimony	ND		0.0020	0.00051	mg/L		05/28/22 10:26	06/09/22 21:25	1
Arsenic	0.00061	J	0.0010	0.00028	mg/L		05/28/22 10:26	06/09/22 21:25	1
Barium	0.089		0.010	0.0031	mg/L		05/28/22 10:26	06/09/22 21:25	1
Beryllium	ND		0.0010	0.00027	mg/L		05/28/22 10:26	06/09/22 21:25	1
Boron	2.0		0.080	0.060	mg/L		05/28/22 10:26	06/10/22 13:21	1
Cadmium	ND		0.0010	0.00022	mg/L		05/28/22 10:26	06/09/22 21:25	1
Calcium	10		0.50	0.13	mg/L		05/28/22 10:26	06/09/22 21:25	1
Chromium	ND		0.0020	0.0015	mg/L		05/28/22 10:26	06/09/22 21:25	1
Cobalt	ND		0.00050	0.00026	mg/L		05/28/22 10:26	06/09/22 21:25	1
Lead	ND		0.0010	0.00017	mg/L		05/28/22 10:26	06/09/22 21:25	1
Lithium	0.020		0.0050	0.00083	mg/L		05/28/22 10:26	06/09/22 21:25	1
Molybdenum	ND		0.0050	0.00061	mg/L		05/28/22 10:26	06/09/22 21:25	1
Selenium	ND		0.0050	0.00074	mg/L		05/28/22 10:26	06/09/22 21:25	1
Thallium	ND		0.0010	0.00047	mg/L		05/28/22 10:26	06/09/22 21:25	1

Method: EPA 7470A - Mercury (CVAA)

Analyte	Result	Qualifier	RL	MDL	Unit	D	Prepared	Analyzed	Dil Fac
Mercury	ND		0.00020	0.00013	mg/L		06/01/22 05:00	06/01/22 16:18	1

General Chemistry

Analyte	Result	Qualifier	RL	MDL	Unit	D	Prepared	Analyzed	Dil Fac
Total Dissolved Solids	690		10	10	mg/L			05/20/22 15:20	1
Analyte	Result	Qualifier	RL	RL	Unit	D	Prepared	Analyzed	Dil Fac
pH	8.2	HF	0.1	0.1	SU			05/20/22 12:31	1

Eurofins Pittsburgh

Client Sample Results

Client: Haley & Aldrich, Inc.
 Project/Site: CCR Groundwater Monitoring AB Brown

Job ID: 180-138329-1

Client Sample ID: CCR-AP-2I

Lab Sample ID: 180-138329-3

Date Collected: 05/18/22 09:40

Matrix: Water

Date Received: 05/19/22 09:00

Method: 9315 - Radium-226 (GFPC)

Analyte	Result	Qualifier	Count Uncert. (2σ+/-)	Total Uncert. (2σ+/-)	RL	MDC	Unit	Prepared	Analyzed	Dil Fac
Radium-226	0.140	U	0.170	0.171	1.00	0.279	pCi/L	05/24/22 10:44	06/15/22 08:22	1
Carrier	%Yield	Qualifier	Limits					Prepared	Analyzed	Dil Fac
Ba Carrier	82.0		40 - 110					05/24/22 10:44	06/15/22 08:22	1

Method: 9320 - Radium-228 (GFPC)

Analyte	Result	Qualifier	Count Uncert. (2σ+/-)	Total Uncert. (2σ+/-)	RL	MDC	Unit	Prepared	Analyzed	Dil Fac
Radium-228	0.369	U	0.328	0.330	1.00	0.514	pCi/L	05/24/22 11:08	06/14/22 13:58	1
Carrier	%Yield	Qualifier	Limits					Prepared	Analyzed	Dil Fac
Ba Carrier	82.0		40 - 110					05/24/22 11:08	06/14/22 13:58	1
Y Carrier	85.2		40 - 110					05/24/22 11:08	06/14/22 13:58	1

Method: Ra226_Ra228 - Combined Radium-226 and Radium-228

Analyte	Result	Qualifier	Count Uncert. (2σ+/-)	Total Uncert. (2σ+/-)	RL	MDC	Unit	Prepared	Analyzed	Dil Fac
Combined Radium 226 + 228	0.509	U	0.369	0.372	5.00	0.514	pCi/L		06/15/22 15:59	1

Client Sample ID: CCR-AP-3R

Lab Sample ID: 180-138329-4

Date Collected: 05/17/22 13:10

Matrix: Water

Date Received: 05/19/22 09:00

Method: EPA 9056A - Anions, Ion Chromatography

Analyte	Result	Qualifier	RL	MDL	Unit	D	Prepared	Analyzed	Dil Fac
Chloride	630		5.0	3.6	mg/L			05/31/22 03:43	5
Fluoride	0.60		0.50	0.13	mg/L			05/31/22 03:43	5
Sulfate	3400		5.0	3.8	mg/L			05/31/22 03:43	5

Method: EPA 6020A - Metals (ICP/MS) - Total Recoverable

Analyte	Result	Qualifier	RL	MDL	Unit	D	Prepared	Analyzed	Dil Fac
Antimony	ND		0.0020	0.00051	mg/L		05/28/22 10:26	06/09/22 21:28	1
Arsenic	0.00059	J	0.0010	0.00028	mg/L		05/28/22 10:26	06/09/22 21:28	1
Barium	0.032		0.010	0.0031	mg/L		05/28/22 10:26	06/09/22 21:28	1
Beryllium	ND		0.0010	0.00027	mg/L		05/28/22 10:26	06/09/22 21:28	1
Boron	12		0.80	0.60	mg/L		05/28/22 10:26	06/10/22 13:23	10
Cadmium	ND		0.0010	0.00022	mg/L		05/28/22 10:26	06/09/22 21:28	1
Calcium	410		0.50	0.13	mg/L		05/28/22 10:26	06/09/22 21:28	1
Chromium	ND		0.0020	0.0015	mg/L		05/28/22 10:26	06/09/22 21:28	1
Cobalt	0.00066		0.00050	0.00026	mg/L		05/28/22 10:26	06/09/22 21:28	1
Lead	0.00072	J	0.0010	0.00017	mg/L		05/28/22 10:26	06/09/22 21:28	1
Lithium	0.087		0.0050	0.00083	mg/L		05/28/22 10:26	06/09/22 21:28	1
Molybdenum	1.0		0.0050	0.00061	mg/L		05/28/22 10:26	06/09/22 21:28	1
Selenium	0.0062		0.0050	0.00074	mg/L		05/28/22 10:26	06/09/22 21:28	1
Thallium	ND		0.0010	0.00047	mg/L		05/28/22 10:26	06/09/22 21:28	1

Eurofins Pittsburgh

Client Sample Results

Client: Haley & Aldrich, Inc.
 Project/Site: CCR Groundwater Monitoring AB Brown

Job ID: 180-138329-1

Client Sample ID: CCR-AP-3R

Lab Sample ID: 180-138329-4

Date Collected: 05/17/22 13:10

Matrix: Water

Date Received: 05/19/22 09:00

Method: EPA 7470A - Mercury (CVAA)

Analyte	Result	Qualifier	RL	MDL	Unit	D	Prepared	Analyzed	Dil Fac
Mercury	ND		0.00020	0.00013	mg/L		06/01/22 05:00	06/01/22 16:19	1

General Chemistry

Analyte	Result	Qualifier	RL	MDL	Unit	D	Prepared	Analyzed	Dil Fac
Total Dissolved Solids	6400		50	50	mg/L			05/20/22 15:20	1
Analyte	Result	Qualifier	RL	RL	Unit	D	Prepared	Analyzed	Dil Fac
pH	7.7	HF	0.1	0.1	SU			05/20/22 12:47	1

Method: 9315 - Radium-226 (GFPC)

Analyte	Result	Qualifier	Count Uncert. (2σ+/-)	Total Uncert. (2σ+/-)	RL	MDC	Unit	Prepared	Analyzed	Dil Fac
Radium-226	0.155	U	0.201	0.202	1.00	0.336	pCi/L	05/24/22 10:44	06/15/22 08:22	1
Carrier	%Yield	Qualifier	Limits					Prepared	Analyzed	Dil Fac
Ba Carrier	100		40 - 110					05/24/22 10:44	06/15/22 08:22	1

Method: 9320 - Radium-228 (GFPC)

Analyte	Result	Qualifier	Count Uncert. (2σ+/-)	Total Uncert. (2σ+/-)	RL	MDC	Unit	Prepared	Analyzed	Dil Fac
Radium-228	0.354	U	0.306	0.308	1.00	0.481	pCi/L	05/24/22 11:08	06/14/22 13:58	1
Carrier	%Yield	Qualifier	Limits					Prepared	Analyzed	Dil Fac
Ba Carrier	100		40 - 110					05/24/22 11:08	06/14/22 13:58	1
Y Carrier	84.9		40 - 110					05/24/22 11:08	06/14/22 13:58	1

Method: Ra226_Ra228 - Combined Radium-226 and Radium-228

Analyte	Result	Qualifier	Count Uncert. (2σ+/-)	Total Uncert. (2σ+/-)	RL	MDC	Unit	Prepared	Analyzed	Dil Fac
Combined Radium 226 + 228	0.508		0.366	0.368	5.00	0.481	pCi/L		06/15/22 15:59	1

Client Sample ID: CCR-AP-3I

Lab Sample ID: 180-138329-5

Date Collected: 05/18/22 07:36

Matrix: Water

Date Received: 05/19/22 09:00

Method: EPA 9056A - Anions, Ion Chromatography

Analyte	Result	Qualifier	RL	MDL	Unit	D	Prepared	Analyzed	Dil Fac
Chloride	150		1.0	0.71	mg/L			05/31/22 04:11	1
Fluoride	1.4		0.10	0.026	mg/L			05/31/22 04:11	1
Sulfate	17		1.0	0.76	mg/L			05/31/22 04:11	1

Method: EPA 6020A - Metals (ICP/MS) - Total Recoverable

Analyte	Result	Qualifier	RL	MDL	Unit	D	Prepared	Analyzed	Dil Fac
Antimony	ND		0.0020	0.00051	mg/L		05/28/22 10:26	06/09/22 21:42	1
Arsenic	0.00088	J	0.0010	0.00028	mg/L		05/28/22 10:26	06/09/22 21:42	1
Barium	0.15		0.010	0.0031	mg/L		05/28/22 10:26	06/09/22 21:42	1
Beryllium	ND		0.0010	0.00027	mg/L		05/28/22 10:26	06/09/22 21:42	1
Boron	2.0		0.080	0.060	mg/L		05/28/22 10:26	06/10/22 13:26	1
Cadmium	ND		0.0010	0.00022	mg/L		05/28/22 10:26	06/09/22 21:42	1

Eurofins Pittsburgh

Client Sample Results

Client: Haley & Aldrich, Inc.
 Project/Site: CCR Groundwater Monitoring AB Brown

Job ID: 180-138329-1

Client Sample ID: CCR-AP-3I

Lab Sample ID: 180-138329-5

Date Collected: 05/18/22 07:36

Matrix: Water

Date Received: 05/19/22 09:00

Method: EPA 6020A - Metals (ICP/MS) - Total Recoverable (Continued)

Analyte	Result	Qualifier	RL	MDL	Unit	D	Prepared	Analyzed	Dil Fac
Calcium	21		0.50	0.13	mg/L		05/28/22 10:26	06/09/22 21:42	1
Chromium	ND		0.0020	0.0015	mg/L		05/28/22 10:26	06/09/22 21:42	1
Cobalt	0.00030	J	0.00050	0.00026	mg/L		05/28/22 10:26	06/09/22 21:42	1
Lead	0.00020	J	0.0010	0.00017	mg/L		05/28/22 10:26	06/09/22 21:42	1
Lithium	0.021		0.0050	0.00083	mg/L		05/28/22 10:26	06/09/22 21:42	1
Molybdenum	0.0024	J	0.0050	0.00061	mg/L		05/28/22 10:26	06/09/22 21:42	1
Selenium	ND		0.0050	0.00074	mg/L		05/28/22 10:26	06/09/22 21:42	1
Thallium	ND		0.0010	0.00047	mg/L		05/28/22 10:26	06/09/22 21:42	1

Method: EPA 7470A - Mercury (CVAA)

Analyte	Result	Qualifier	RL	MDL	Unit	D	Prepared	Analyzed	Dil Fac
Mercury	ND		0.00020	0.00013	mg/L		06/01/22 05:00	06/01/22 16:20	1

General Chemistry

Analyte	Result	Qualifier	RL	MDL	Unit	D	Prepared	Analyzed	Dil Fac
Total Dissolved Solids	750		10	10	mg/L			05/20/22 15:20	1
Analyte	Result	Qualifier	RL	RL	Unit	D	Prepared	Analyzed	Dil Fac
pH	8.2	HF	0.1	0.1	SU			05/20/22 11:49	1

Method: 9315 - Radium-226 (GFPC)

Analyte	Result	Qualifier	Count Uncert. (2σ+/-)	Total Uncert. (2σ+/-)	RL	MDC	Unit	Prepared	Analyzed	Dil Fac
Radium-226	0.217	U	0.160	0.161	1.00	0.224	pCi/L	05/24/22 10:44	06/15/22 08:23	1
Carrier	%Yield	Qualifier	Limits					Prepared	Analyzed	Dil Fac
Ba Carrier	100		40 - 110					05/24/22 10:44	06/15/22 08:23	1

Method: 9320 - Radium-228 (GFPC)

Analyte	Result	Qualifier	Count Uncert. (2σ+/-)	Total Uncert. (2σ+/-)	RL	MDC	Unit	Prepared	Analyzed	Dil Fac
Radium-228	0.322	U	0.303	0.304	1.00	0.483	pCi/L	05/24/22 11:08	06/14/22 13:59	1
Carrier	%Yield	Qualifier	Limits					Prepared	Analyzed	Dil Fac
Ba Carrier	100		40 - 110					05/24/22 11:08	06/14/22 13:59	1
Y Carrier	86.7		40 - 110					05/24/22 11:08	06/14/22 13:59	1

Method: Ra226_Ra228 - Combined Radium-226 and Radium-228

Analyte	Result	Qualifier	Count Uncert. (2σ+/-)	Total Uncert. (2σ+/-)	RL	MDC	Unit	Prepared	Analyzed	Dil Fac
Combined Radium 226 + 228	0.539		0.343	0.344	5.00	0.483	pCi/L		06/15/22 15:59	1

Client Sample ID: CCR-AP-4R

Lab Sample ID: 180-138329-6

Date Collected: 05/17/22 09:20

Matrix: Water

Date Received: 05/19/22 09:00

Method: EPA 9056A - Anions, Ion Chromatography

Analyte	Result	Qualifier	RL	MDL	Unit	D	Prepared	Analyzed	Dil Fac
Chloride	15		1.0	0.71	mg/L			05/31/22 04:39	1

Eurofins Pittsburgh

Client Sample Results

Client: Haley & Aldrich, Inc.
 Project/Site: CCR Groundwater Monitoring AB Brown

Job ID: 180-138329-1

Client Sample ID: CCR-AP-4R

Lab Sample ID: 180-138329-6

Date Collected: 05/17/22 09:20

Matrix: Water

Date Received: 05/19/22 09:00

Method: EPA 9056A - Anions, Ion Chromatography (Continued)

Analyte	Result	Qualifier	RL	MDL	Unit	D	Prepared	Analyzed	Dil Fac
Fluoride	0.39		0.10	0.026	mg/L			05/31/22 04:39	1
Sulfate	85		1.0	0.76	mg/L			05/31/22 04:39	1

Method: EPA 6020A - Metals (ICP/MS) - Total Recoverable

Analyte	Result	Qualifier	RL	MDL	Unit	D	Prepared	Analyzed	Dil Fac
Antimony	ND		0.0020	0.00051	mg/L		05/28/22 10:26	06/09/22 22:03	1
Arsenic	0.00039	J	0.0010	0.00028	mg/L		05/28/22 10:26	06/09/22 22:03	1
Barium	0.077		0.010	0.0031	mg/L		05/28/22 10:26	06/09/22 22:03	1
Beryllium	ND		0.0010	0.00027	mg/L		05/28/22 10:26	06/09/22 22:03	1
Boron	0.080		0.080	0.060	mg/L		05/28/22 10:26	06/10/22 13:34	1
Cadmium	ND		0.0010	0.00022	mg/L		05/28/22 10:26	06/09/22 22:03	1
Calcium	160		0.50	0.13	mg/L		05/28/22 10:26	06/09/22 22:03	1
Chromium	0.0031		0.0020	0.0015	mg/L		05/28/22 10:26	06/09/22 22:03	1
Cobalt	ND		0.00050	0.00026	mg/L		05/28/22 10:26	06/09/22 22:03	1
Lead	0.00022	J	0.0010	0.00017	mg/L		05/28/22 10:26	06/09/22 22:03	1
Lithium	0.0011	J	0.0050	0.00083	mg/L		05/28/22 10:26	06/09/22 22:03	1
Molybdenum	0.0013	J	0.0050	0.00061	mg/L		05/28/22 10:26	06/09/22 22:03	1
Selenium	ND		0.0050	0.00074	mg/L		05/28/22 10:26	06/09/22 22:03	1
Thallium	ND		0.0010	0.00047	mg/L		05/28/22 10:26	06/09/22 22:03	1

Method: EPA 7470A - Mercury (CVAA)

Analyte	Result	Qualifier	RL	MDL	Unit	D	Prepared	Analyzed	Dil Fac
Mercury	ND		0.00020	0.00013	mg/L		06/01/22 05:00	06/01/22 16:21	1

General Chemistry

Analyte	Result	Qualifier	RL	MDL	Unit	D	Prepared	Analyzed	Dil Fac
Total Dissolved Solids	760		10	10	mg/L			05/20/22 15:20	1
Analyte	Result	Qualifier	RL	RL	Unit	D	Prepared	Analyzed	Dil Fac
pH	7.8	HF	0.1	0.1	SU			05/20/22 11:43	1

Method: 9315 - Radium-226 (GFPC)

Analyte	Result	Qualifier	Count Uncert. (2σ+/-)	Total Uncert. (2σ+/-)	RL	MDC	Unit	Prepared	Analyzed	Dil Fac
Radium-226	0.0192	U	0.161	0.161	1.00	0.314	pCi/L	05/24/22 10:44	06/15/22 08:23	1
Carrier	%Yield	Qualifier	Limits					Prepared	Analyzed	Dil Fac
Ba Carrier	95.3		40 - 110					05/24/22 10:44	06/15/22 08:23	1

Method: 9320 - Radium-228 (GFPC)

Analyte	Result	Qualifier	Count Uncert. (2σ+/-)	Total Uncert. (2σ+/-)	RL	MDC	Unit	Prepared	Analyzed	Dil Fac
Radium-228	0.409	U	0.310	0.313	1.00	0.473	pCi/L	05/24/22 11:08	06/14/22 14:00	1
Carrier	%Yield	Qualifier	Limits					Prepared	Analyzed	Dil Fac
Ba Carrier	95.3		40 - 110					05/24/22 11:08	06/14/22 14:00	1
Y Carrier	87.9		40 - 110					05/24/22 11:08	06/14/22 14:00	1

Eurofins Pittsburgh

Client Sample Results

Client: Haley & Aldrich, Inc.
 Project/Site: CCR Groundwater Monitoring AB Brown

Job ID: 180-138329-1

Client Sample ID: CCR-AP-4R

Lab Sample ID: 180-138329-6

Date Collected: 05/17/22 09:20

Matrix: Water

Date Received: 05/19/22 09:00

Method: Ra226_Ra228 - Combined Radium-226 and Radium-228

Analyte	Result	Qualifier	Count Uncert. (2σ+/-)	Total Uncert. (2σ+/-)	RL	MDC	Unit	Prepared	Analyzed	Dil Fac
Combined Radium 226 + 228	0.428	U	0.349	0.352	5.00	0.473	pCi/L		06/15/22 15:59	1

Client Sample ID: CCR-AP-5R

Lab Sample ID: 180-138329-7

Date Collected: 05/18/22 07:10

Matrix: Water

Date Received: 05/19/22 09:00

Method: EPA 9056A - Anions, Ion Chromatography

Analyte	Result	Qualifier	RL	MDL	Unit	D	Prepared	Analyzed	Dil Fac
Chloride	520		5.0	3.6	mg/L			05/31/22 05:07	5
Fluoride	0.28	J	0.50	0.13	mg/L			05/31/22 05:07	5
Sulfate	3300		5.0	3.8	mg/L			05/31/22 05:07	5

Method: EPA 6020A - Metals (ICP/MS) - Total Recoverable

Analyte	Result	Qualifier	RL	MDL	Unit	D	Prepared	Analyzed	Dil Fac
Antimony	ND		0.0020	0.00051	mg/L		05/28/22 10:26	06/09/22 22:07	1
Arsenic	0.00041	J	0.0010	0.00028	mg/L		05/28/22 10:26	06/09/22 22:07	1
Barium	0.021		0.010	0.0031	mg/L		05/28/22 10:26	06/09/22 22:07	1
Beryllium	ND		0.0010	0.00027	mg/L		05/28/22 10:26	06/09/22 22:07	1
Boron	13		0.80	0.60	mg/L		05/28/22 10:26	06/10/22 13:36	10
Cadmium	0.00033	J	0.0010	0.00022	mg/L		05/28/22 10:26	06/09/22 22:07	1
Calcium	530		0.50	0.13	mg/L		05/28/22 10:26	06/09/22 22:07	1
Chromium	ND		0.0020	0.0015	mg/L		05/28/22 10:26	06/09/22 22:07	1
Cobalt	ND		0.00050	0.00026	mg/L		05/28/22 10:26	06/09/22 22:07	1
Lead	ND		0.0010	0.00017	mg/L		05/28/22 10:26	06/09/22 22:07	1
Lithium	0.015		0.0050	0.00083	mg/L		05/28/22 10:26	06/09/22 22:07	1
Molybdenum	0.094		0.0050	0.00061	mg/L		05/28/22 10:26	06/09/22 22:07	1
Selenium	ND		0.0050	0.00074	mg/L		05/28/22 10:26	06/09/22 22:07	1
Thallium	ND		0.0010	0.00047	mg/L		05/28/22 10:26	06/09/22 22:07	1

Method: EPA 7470A - Mercury (CVAA)

Analyte	Result	Qualifier	RL	MDL	Unit	D	Prepared	Analyzed	Dil Fac
Mercury	ND		0.00020	0.00013	mg/L		05/27/22 13:13	05/28/22 09:00	1

General Chemistry

Analyte	Result	Qualifier	RL	MDL	Unit	D	Prepared	Analyzed	Dil Fac
Total Dissolved Solids	6000		40	40	mg/L			05/20/22 15:20	1

Analyte	Result	Qualifier	RL	RL	Unit	D	Prepared	Analyzed	Dil Fac
pH	7.5	HF	0.1	0.1	SU			05/20/22 11:38	1

Method: 9315 - Radium-226 (GFPC)

Analyte	Result	Qualifier	Count Uncert. (2σ+/-)	Total Uncert. (2σ+/-)	RL	MDC	Unit	Prepared	Analyzed	Dil Fac
Radium-226	0.0291	U	0.161	0.161	1.00	0.309	pCi/L	05/24/22 10:44	06/15/22 08:23	1

Carrier	%Yield	Qualifier	Limits	Prepared	Analyzed	Dil Fac
Ba Carrier	95.8		40 - 110	05/24/22 10:44	06/15/22 08:23	1

Eurofins Pittsburgh

Client Sample Results

Client: Haley & Aldrich, Inc.
 Project/Site: CCR Groundwater Monitoring AB Brown

Job ID: 180-138329-1

Client Sample ID: CCR-AP-5R

Lab Sample ID: 180-138329-7

Date Collected: 05/18/22 07:10

Matrix: Water

Date Received: 05/19/22 09:00

Method: 9320 - Radium-228 (GFPC)

Analyte	Result	Qualifier	Count Uncert. (2σ+/-)	Total Uncert. (2σ+/-)	RL	MDC	Unit	Prepared	Analyzed	Dil Fac
Radium-228	0.489		0.312	0.315	1.00	0.456	pCi/L	05/24/22 11:08	06/14/22 14:00	1
Carrier	%Yield	Qualifier	Limits					Prepared	Analyzed	Dil Fac
Ba Carrier	95.8		40 - 110					05/24/22 11:08	06/14/22 14:00	1
Y Carrier	88.6		40 - 110					05/24/22 11:08	06/14/22 14:00	1

Method: Ra226_Ra228 - Combined Radium-226 and Radium-228

Analyte	Result	Qualifier	Count Uncert. (2σ+/-)	Total Uncert. (2σ+/-)	RL	MDC	Unit	Prepared	Analyzed	Dil Fac
Combined Radium 226 + 228	0.518		0.351	0.354	5.00	0.456	pCi/L		06/15/22 15:59	1

Client Sample ID: CCR-AP-6

Lab Sample ID: 180-138329-8

Date Collected: 05/17/22 15:00

Matrix: Water

Date Received: 05/19/22 09:00

Method: EPA 9056A - Anions, Ion Chromatography

Analyte	Result	Qualifier	RL	MDL	Unit	D	Prepared	Analyzed	Dil Fac
Chloride	530		2.5	1.8	mg/L			06/03/22 19:52	2.5
Fluoride	0.18	J	0.25	0.065	mg/L			05/31/22 06:03	2.5
Sulfate	1300		2.5	1.9	mg/L			06/14/22 22:27	2.5

Method: EPA 6020A - Metals (ICP/MS) - Total Recoverable

Analyte	Result	Qualifier	RL	MDL	Unit	D	Prepared	Analyzed	Dil Fac
Antimony	ND		0.0020	0.00051	mg/L		05/28/22 10:26	06/09/22 22:21	1
Arsenic	0.0012		0.0010	0.00028	mg/L		05/28/22 10:26	06/09/22 22:21	1
Barium	0.015		0.010	0.0031	mg/L		05/28/22 10:26	06/09/22 22:21	1
Beryllium	ND		0.0010	0.00027	mg/L		05/28/22 10:26	06/09/22 22:21	1
Boron	6.1		0.40	0.30	mg/L		05/28/22 10:26	06/10/22 13:39	5
Cadmium	ND		0.0010	0.00022	mg/L		05/28/22 10:26	06/09/22 22:21	1
Calcium	230		0.50	0.13	mg/L		05/28/22 10:26	06/09/22 22:21	1
Chromium	ND		0.0020	0.0015	mg/L		05/28/22 10:26	06/09/22 22:21	1
Cobalt	0.0012		0.00050	0.00026	mg/L		05/28/22 10:26	06/09/22 22:21	1
Lead	0.00063	J	0.0010	0.00017	mg/L		05/28/22 10:26	06/09/22 22:21	1
Lithium	0.023		0.0050	0.00083	mg/L		05/28/22 10:26	06/09/22 22:21	1
Molybdenum	0.0040	J	0.0050	0.00061	mg/L		05/28/22 10:26	06/09/22 22:21	1
Selenium	ND		0.0050	0.00074	mg/L		05/28/22 10:26	06/09/22 22:21	1
Thallium	ND		0.0010	0.00047	mg/L		05/28/22 10:26	06/09/22 22:21	1

Method: EPA 7470A - Mercury (CVAA)

Analyte	Result	Qualifier	RL	MDL	Unit	D	Prepared	Analyzed	Dil Fac
Mercury	ND		0.00020	0.00013	mg/L		05/27/22 13:13	05/28/22 09:03	1

General Chemistry

Analyte	Result	Qualifier	RL	MDL	Unit	D	Prepared	Analyzed	Dil Fac
Total Dissolved Solids	2500		20	20	mg/L			05/20/22 15:20	1
Analyte	Result	Qualifier	RL	RL	Unit	D	Prepared	Analyzed	Dil Fac
pH	7.8	HF	0.1	0.1	SU			05/20/22 12:05	1

Eurofins Pittsburgh

Client Sample Results

Client: Haley & Aldrich, Inc.
 Project/Site: CCR Groundwater Monitoring AB Brown

Job ID: 180-138329-1

Client Sample ID: CCR-AP-6

Lab Sample ID: 180-138329-8

Date Collected: 05/17/22 15:00

Matrix: Water

Date Received: 05/19/22 09:00

Method: 9315 - Radium-226 (GFPC)

Analyte	Result	Qualifier	Count Uncert. (2σ+/-)	Total Uncert. (2σ+/-)	RL	MDC	Unit	Prepared	Analyzed	Dil Fac
Radium-226	0.147	U	0.154	0.154	1.00	0.242	pCi/L	05/24/22 10:44	06/15/22 08:23	1
Carrier	%Yield	Qualifier	Limits					Prepared	Analyzed	Dil Fac
Ba Carrier	92.0		40 - 110					05/24/22 10:44	06/15/22 08:23	1

Method: 9320 - Radium-228 (GFPC)

Analyte	Result	Qualifier	Count Uncert. (2σ+/-)	Total Uncert. (2σ+/-)	RL	MDC	Unit	Prepared	Analyzed	Dil Fac
Radium-228	0.573		0.353	0.357	1.00	0.515	pCi/L	05/24/22 11:08	06/14/22 14:00	1
Carrier	%Yield	Qualifier	Limits					Prepared	Analyzed	Dil Fac
Ba Carrier	92.0		40 - 110					05/24/22 11:08	06/14/22 14:00	1
Y Carrier	86.0		40 - 110					05/24/22 11:08	06/14/22 14:00	1

Method: Ra226_Ra228 - Combined Radium-226 and Radium-228

Analyte	Result	Qualifier	Count Uncert. (2σ+/-)	Total Uncert. (2σ+/-)	RL	MDC	Unit	Prepared	Analyzed	Dil Fac
Combined Radium 226 + 228	0.720		0.385	0.389	5.00	0.515	pCi/L		06/15/22 15:59	1

Client Sample ID: CCR-AP-7R

Lab Sample ID: 180-138329-9

Date Collected: 05/17/22 14:15

Matrix: Water

Date Received: 05/19/22 09:00

Method: EPA 9056A - Anions, Ion Chromatography

Analyte	Result	Qualifier	RL	MDL	Unit	D	Prepared	Analyzed	Dil Fac
Chloride	2900		5.0	3.6	mg/L			06/03/22 20:37	5
Fluoride	0.21	J	0.50	0.13	mg/L			05/31/22 07:12	5
Sulfate	12000		50	38	mg/L			06/03/22 20:52	50

Method: EPA 6020A - Metals (ICP/MS) - Total Recoverable

Analyte	Result	Qualifier	RL	MDL	Unit	D	Prepared	Analyzed	Dil Fac
Antimony	ND		0.0020	0.00051	mg/L		05/28/22 10:26	06/09/22 22:34	1
Arsenic	0.00083	J	0.0010	0.00028	mg/L		05/28/22 10:26	06/09/22 22:34	1
Barium	0.037		0.010	0.0031	mg/L		05/28/22 10:26	06/09/22 22:34	1
Beryllium	ND		0.0010	0.00027	mg/L		05/28/22 10:26	06/09/22 22:34	1
Boron	7.3		0.40	0.30	mg/L		05/28/22 10:26	06/10/22 13:42	5
Cadmium	ND		0.0010	0.00022	mg/L		05/28/22 10:26	06/09/22 22:34	1
Calcium	380		0.50	0.13	mg/L		05/28/22 10:26	06/09/22 22:34	1
Chromium	0.0025		0.0020	0.0015	mg/L		05/28/22 10:26	06/09/22 22:34	1
Cobalt	0.00058		0.00050	0.00026	mg/L		05/28/22 10:26	06/09/22 22:34	1
Lead	0.00060	J	0.0010	0.00017	mg/L		05/28/22 10:26	06/09/22 22:34	1
Lithium	0.024		0.0050	0.00083	mg/L		05/28/22 10:26	06/09/22 22:34	1
Molybdenum	ND		0.0050	0.00061	mg/L		05/28/22 10:26	06/09/22 22:34	1
Selenium	ND		0.0050	0.00074	mg/L		05/28/22 10:26	06/09/22 22:34	1
Thallium	ND		0.0010	0.00047	mg/L		05/28/22 10:26	06/09/22 22:34	1

Eurofins Pittsburgh

Client Sample Results

Client: Haley & Aldrich, Inc.
 Project/Site: CCR Groundwater Monitoring AB Brown

Job ID: 180-138329-1

Client Sample ID: CCR-AP-7R

Lab Sample ID: 180-138329-9

Date Collected: 05/17/22 14:15

Matrix: Water

Date Received: 05/19/22 09:00

Method: EPA 7470A - Mercury (CVAA)

Analyte	Result	Qualifier	RL	MDL	Unit	D	Prepared	Analyzed	Dil Fac
Mercury	ND		0.00020	0.00013	mg/L		05/27/22 13:13	05/28/22 09:04	1

General Chemistry

Analyte	Result	Qualifier	RL	MDL	Unit	D	Prepared	Analyzed	Dil Fac
Total Dissolved Solids	4900		40	40	mg/L			05/20/22 15:20	1
Analyte	Result	Qualifier	RL	RL	Unit	D	Prepared	Analyzed	Dil Fac
pH	7.4	HF	0.1	0.1	SU			05/20/22 12:00	1

Method: 9315 - Radium-226 (GFPC)

Analyte	Result	Qualifier	Count Uncert. (2σ+/-)	Total Uncert. (2σ+/-)	RL	MDC	Unit	Prepared	Analyzed	Dil Fac
Radium-226	0.521		0.274	0.278	1.00	0.348	pCi/L	05/24/22 10:44	06/15/22 08:23	1
Carrier	%Yield	Qualifier	Limits					Prepared	Analyzed	Dil Fac
<i>Ba Carrier</i>	103		40 - 110					05/24/22 10:44	06/15/22 08:23	1

Method: 9320 - Radium-228 (GFPC)

Analyte	Result	Qualifier	Count Uncert. (2σ+/-)	Total Uncert. (2σ+/-)	RL	MDC	Unit	Prepared	Analyzed	Dil Fac
Radium-228	0.160	U	0.343	0.344	1.00	0.601	pCi/L	05/24/22 11:08	06/14/22 14:00	1
Carrier	%Yield	Qualifier	Limits					Prepared	Analyzed	Dil Fac
<i>Ba Carrier</i>	103		40 - 110					05/24/22 11:08	06/14/22 14:00	1
<i>Y Carrier</i>	85.2		40 - 110					05/24/22 11:08	06/14/22 14:00	1

Method: Ra226_Ra228 - Combined Radium-226 and Radium-228

Analyte	Result	Qualifier	Count Uncert. (2σ+/-)	Total Uncert. (2σ+/-)	RL	MDC	Unit	Prepared	Analyzed	Dil Fac
Combined Radium 226 + 228	0.680		0.439	0.442	5.00	0.601	pCi/L		06/15/22 15:59	1

Client Sample ID: CCR-AP-8

Lab Sample ID: 180-138329-10

Date Collected: 05/18/22 06:20

Matrix: Water

Date Received: 05/19/22 09:00

Method: EPA 9056A - Anions, Ion Chromatography

Analyte	Result	Qualifier	RL	MDL	Unit	D	Prepared	Analyzed	Dil Fac
Chloride	120		1.0	0.71	mg/L			06/14/22 22:57	1
Fluoride	0.35		0.25	0.065	mg/L			05/31/22 07:40	2.5
Sulfate	1400		10	7.6	mg/L			06/14/22 23:12	10

Method: EPA 6020A - Metals (ICP/MS) - Total Recoverable

Analyte	Result	Qualifier	RL	MDL	Unit	D	Prepared	Analyzed	Dil Fac
Antimony	ND		0.0020	0.00051	mg/L		05/28/22 10:26	06/09/22 22:48	1
Arsenic	0.00046	J	0.0010	0.00028	mg/L		05/28/22 10:26	06/09/22 22:48	1
Barium	0.036		0.010	0.0031	mg/L		05/28/22 10:26	06/09/22 22:48	1
Beryllium	ND		0.0010	0.00027	mg/L		05/28/22 10:26	06/09/22 22:48	1
Boron	1.1		0.080	0.060	mg/L		05/28/22 10:26	06/10/22 13:44	1
Cadmium	ND		0.0010	0.00022	mg/L		05/28/22 10:26	06/09/22 22:48	1

Eurofins Pittsburgh

Client Sample Results

Client: Haley & Aldrich, Inc.
 Project/Site: CCR Groundwater Monitoring AB Brown

Job ID: 180-138329-1

Client Sample ID: CCR-AP-8

Lab Sample ID: 180-138329-10

Date Collected: 05/18/22 06:20

Matrix: Water

Date Received: 05/19/22 09:00

Method: EPA 6020A - Metals (ICP/MS) - Total Recoverable (Continued)

Analyte	Result	Qualifier	RL	MDL	Unit	D	Prepared	Analyzed	Dil Fac
Calcium	340		0.50	0.13	mg/L		05/28/22 10:26	06/09/22 22:48	1
Chromium	ND		0.0020	0.0015	mg/L		05/28/22 10:26	06/09/22 22:48	1
Cobalt	0.00052		0.00050	0.00026	mg/L		05/28/22 10:26	06/09/22 22:48	1
Lead	ND		0.0010	0.00017	mg/L		05/28/22 10:26	06/09/22 22:48	1
Lithium	0.016		0.0050	0.00083	mg/L		05/28/22 10:26	06/09/22 22:48	1
Molybdenum	0.00087	J	0.0050	0.00061	mg/L		05/28/22 10:26	06/09/22 22:48	1
Selenium	ND		0.0050	0.00074	mg/L		05/28/22 10:26	06/09/22 22:48	1
Thallium	ND		0.0010	0.00047	mg/L		05/28/22 10:26	06/09/22 22:48	1

Method: EPA 7470A - Mercury (CVAA)

Analyte	Result	Qualifier	RL	MDL	Unit	D	Prepared	Analyzed	Dil Fac
Mercury	ND		0.00020	0.00013	mg/L		05/27/22 13:13	05/28/22 09:05	1

General Chemistry

Analyte	Result	Qualifier	RL	MDL	Unit	D	Prepared	Analyzed	Dil Fac
Total Dissolved Solids	2400		20	20	mg/L			05/20/22 15:20	1
Analyte	Result	Qualifier	RL	RL	Unit	D	Prepared	Analyzed	Dil Fac
pH	7.6	HF	0.1	0.1	SU			05/20/22 11:32	1

Method: 9315 - Radium-226 (GFPC)

Analyte	Result	Qualifier	Count Uncert. (2σ+/-)	Total Uncert. (2σ+/-)	RL	MDC	Unit	Prepared	Analyzed	Dil Fac
Radium-226	0.0955	U	0.191	0.191	1.00	0.337	pCi/L	05/24/22 10:44	06/15/22 08:23	1
Carrier	%Yield	Qualifier	Limits					Prepared	Analyzed	Dil Fac
Ba Carrier	97.0		40 - 110					05/24/22 10:44	06/15/22 08:23	1

Method: 9320 - Radium-228 (GFPC)

Analyte	Result	Qualifier	Count Uncert. (2σ+/-)	Total Uncert. (2σ+/-)	RL	MDC	Unit	Prepared	Analyzed	Dil Fac
Radium-228	0.00601	U	0.252	0.252	1.00	0.473	pCi/L	05/24/22 11:08	06/14/22 14:00	1
Carrier	%Yield	Qualifier	Limits					Prepared	Analyzed	Dil Fac
Ba Carrier	97.0		40 - 110					05/24/22 11:08	06/14/22 14:00	1
Y Carrier	87.1		40 - 110					05/24/22 11:08	06/14/22 14:00	1

Method: Ra226_Ra228 - Combined Radium-226 and Radium-228

Analyte	Result	Qualifier	Count Uncert. (2σ+/-)	Total Uncert. (2σ+/-)	RL	MDC	Unit	Prepared	Analyzed	Dil Fac
Combined Radium 226 + 228	0.102	U	0.316	0.316	5.00	0.473	pCi/L		06/15/22 15:59	1

Client Sample ID: CCR-AP-9

Lab Sample ID: 180-138329-11

Date Collected: 05/18/22 10:55

Matrix: Water

Date Received: 05/19/22 09:00

Method: EPA 9056A - Anions, Ion Chromatography

Analyte	Result	Qualifier	RL	MDL	Unit	D	Prepared	Analyzed	Dil Fac
Chloride	650		5.0	3.6	mg/L			05/31/22 15:01	5

Eurofins Pittsburgh

Client Sample Results

Client: Haley & Aldrich, Inc.
 Project/Site: CCR Groundwater Monitoring AB Brown

Job ID: 180-138329-1

Client Sample ID: CCR-AP-9

Lab Sample ID: 180-138329-11

Date Collected: 05/18/22 10:55

Matrix: Water

Date Received: 05/19/22 09:00

Method: EPA 9056A - Anions, Ion Chromatography (Continued)

Analyte	Result	Qualifier	RL	MDL	Unit	D	Prepared	Analyzed	Dil Fac
Fluoride	0.32	J	0.50	0.13	mg/L			05/31/22 15:01	5
Sulfate	3600		5.0	3.8	mg/L			05/31/22 15:01	5

Method: EPA 6020A - Metals (ICP/MS) - Total Recoverable

Analyte	Result	Qualifier	RL	MDL	Unit	D	Prepared	Analyzed	Dil Fac
Antimony	ND		0.0020	0.00051	mg/L		05/28/22 10:26	06/09/22 22:52	1
Arsenic	0.018		0.0010	0.00028	mg/L		05/28/22 10:26	06/09/22 22:52	1
Barium	0.085		0.010	0.0031	mg/L		05/28/22 10:26	06/09/22 22:52	1
Beryllium	ND		0.0010	0.00027	mg/L		05/28/22 10:26	06/09/22 22:52	1
Boron	5.7		0.40	0.30	mg/L		05/28/22 10:26	06/10/22 13:47	5
Cadmium	ND		0.0010	0.00022	mg/L		05/28/22 10:26	06/09/22 22:52	1
Calcium	460		0.50	0.13	mg/L		05/28/22 10:26	06/09/22 22:52	1
Chromium	ND		0.0020	0.0015	mg/L		05/28/22 10:26	06/09/22 22:52	1
Cobalt	ND		0.00050	0.00026	mg/L		05/28/22 10:26	06/09/22 22:52	1
Lead	0.00030	J	0.0010	0.00017	mg/L		05/28/22 10:26	06/09/22 22:52	1
Lithium	0.026		0.0050	0.00083	mg/L		05/28/22 10:26	06/09/22 22:52	1
Molybdenum	0.0062		0.0050	0.00061	mg/L		05/28/22 10:26	06/09/22 22:52	1
Selenium	ND		0.0050	0.00074	mg/L		05/28/22 10:26	06/09/22 22:52	1
Thallium	ND		0.0010	0.00047	mg/L		05/28/22 10:26	06/09/22 22:52	1

Method: EPA 7470A - Mercury (CVAA)

Analyte	Result	Qualifier	RL	MDL	Unit	D	Prepared	Analyzed	Dil Fac
Mercury	ND		0.00020	0.00013	mg/L		05/27/22 13:13	05/28/22 09:06	1

General Chemistry

Analyte	Result	Qualifier	RL	MDL	Unit	D	Prepared	Analyzed	Dil Fac
Total Dissolved Solids	6200		50	50	mg/L			05/20/22 15:20	1
Analyte	Result	Qualifier	RL	RL	Unit	D	Prepared	Analyzed	Dil Fac
pH	6.8	HF	0.1	0.1	SU			05/21/22 15:19	1

Method: 9315 - Radium-226 (GFPC)

Analyte	Result	Qualifier	Count Uncert. (2σ+/-)	Total Uncert. (2σ+/-)	RL	MDC	Unit	Prepared	Analyzed	Dil Fac
Radium-226	0.262	U	0.231	0.232	1.00	0.351	pCi/L	05/24/22 10:44	06/15/22 12:26	1
Carrier	%Yield	Qualifier	Limits					Prepared	Analyzed	Dil Fac
Ba Carrier	66.1		40 - 110					05/24/22 10:44	06/15/22 12:26	1

Method: 9320 - Radium-228 (GFPC)

Analyte	Result	Qualifier	Count Uncert. (2σ+/-)	Total Uncert. (2σ+/-)	RL	MDC	Unit	Prepared	Analyzed	Dil Fac
Radium-228	0.550	U	0.445	0.448	1.00	0.690	pCi/L	05/24/22 11:08	06/14/22 14:00	1
Carrier	%Yield	Qualifier	Limits					Prepared	Analyzed	Dil Fac
Ba Carrier	66.1		40 - 110					05/24/22 11:08	06/14/22 14:00	1
Y Carrier	89.0		40 - 110					05/24/22 11:08	06/14/22 14:00	1

Eurofins Pittsburgh

Client Sample Results

Client: Haley & Aldrich, Inc.
Project/Site: CCR Groundwater Monitoring AB Brown

Job ID: 180-138329-1

Client Sample ID: CCR-AP-9

Lab Sample ID: 180-138329-11

Date Collected: 05/18/22 10:55

Matrix: Water

Date Received: 05/19/22 09:00

Method: Ra226_Ra228 - Combined Radium-226 and Radium-228

Analyte	Result	Qualifier	Count Uncert. (2σ+/-)	Total Uncert. (2σ+/-)	RL	MDC	Unit	Prepared	Analyzed	Dil Fac
Combined Radium 226 + 228	0.812		0.501	0.505	5.00	0.690	pCi/L		06/15/22 15:59	1

- 1
- 2
- 3
- 4
- 5
- 6
- 7
- 8
- 9
- 10
- 11
- 12
- 13

QC Sample Results

Client: Haley & Aldrich, Inc.
 Project/Site: CCR Groundwater Monitoring AB Brown

Job ID: 180-138329-1

Method: EPA 9056A - Anions, Ion Chromatography

Lab Sample ID: MB 180-400332/53
Matrix: Water
Analysis Batch: 400332

Client Sample ID: Method Blank
Prep Type: Total/NA

Analyte	MB Result	MB Qualifier	RL	MDL	Unit	D	Prepared	Analyzed	Dil Fac
Chloride	ND		1.0	0.71	mg/L			05/31/22 00:28	1
Fluoride	ND		0.10	0.026	mg/L			05/31/22 00:28	1
Sulfate	ND		1.0	0.76	mg/L			05/31/22 00:28	1

Lab Sample ID: MB 180-400332/7
Matrix: Water
Analysis Batch: 400332

Client Sample ID: Method Blank
Prep Type: Total/NA

Analyte	MB Result	MB Qualifier	RL	MDL	Unit	D	Prepared	Analyzed	Dil Fac
Chloride	ND		1.0	0.71	mg/L			05/30/22 12:34	1
Fluoride	ND		0.10	0.026	mg/L			05/30/22 12:34	1
Sulfate	ND		1.0	0.76	mg/L			05/30/22 12:34	1

Lab Sample ID: LCS 180-400332/52
Matrix: Water
Analysis Batch: 400332

Client Sample ID: Lab Control Sample
Prep Type: Total/NA

Analyte	Spike Added	LCS Result	LCS Qualifier	Unit	D	%Rec	%Rec Limits
Chloride	50.0	52.0		mg/L		104	80 - 120
Fluoride	2.50	2.49		mg/L		100	80 - 120
Sulfate	50.0	52.5		mg/L		105	80 - 120

Lab Sample ID: MB 180-400400/7
Matrix: Water
Analysis Batch: 400400

Client Sample ID: Method Blank
Prep Type: Total/NA

Analyte	MB Result	MB Qualifier	RL	MDL	Unit	D	Prepared	Analyzed	Dil Fac
Chloride	ND		1.0	0.71	mg/L			05/31/22 12:02	1
Fluoride	ND		0.10	0.026	mg/L			05/31/22 12:02	1
Sulfate	ND		1.0	0.76	mg/L			05/31/22 12:02	1

Lab Sample ID: LCS 180-400400/5
Matrix: Water
Analysis Batch: 400400

Client Sample ID: Lab Control Sample
Prep Type: Total/NA

Analyte	Spike Added	LCS Result	LCS Qualifier	Unit	D	%Rec	%Rec Limits
Chloride	50.0	51.6		mg/L		103	80 - 120
Fluoride	2.50	2.46		mg/L		98	80 - 120
Sulfate	50.0	51.5		mg/L		103	80 - 120

Lab Sample ID: MB 180-400775/7
Matrix: Water
Analysis Batch: 400775

Client Sample ID: Method Blank
Prep Type: Total/NA

Analyte	MB Result	MB Qualifier	RL	MDL	Unit	D	Prepared	Analyzed	Dil Fac
Chloride	ND		1.0	0.71	mg/L			06/03/22 09:30	1
Fluoride	ND		0.10	0.026	mg/L			06/03/22 09:30	1
Sulfate	ND		1.0	0.76	mg/L			06/03/22 09:30	1

Eurofins Pittsburgh

QC Sample Results

Client: Haley & Aldrich, Inc.
 Project/Site: CCR Groundwater Monitoring AB Brown

Job ID: 180-138329-1

Method: EPA 9056A - Anions, Ion Chromatography (Continued)

Lab Sample ID: LCS 180-400775/6
Matrix: Water
Analysis Batch: 400775

Client Sample ID: Lab Control Sample
Prep Type: Total/NA

Analyte	Spike Added	LCS Result	LCS Qualifier	Unit	D	%Rec	%Rec Limits
Chloride	50.0	47.7		mg/L		95	80 - 120
Fluoride	2.50	2.54		mg/L		102	80 - 120
Sulfate	50.0	48.8		mg/L		98	80 - 120

Lab Sample ID: MB 180-400975/69
Matrix: Water
Analysis Batch: 400975

Client Sample ID: Method Blank
Prep Type: Total/NA

Analyte	MB Result	MB Qualifier	RL	MDL	Unit	D	Prepared	Analyzed	Dil Fac
Chloride	ND		1.0	0.71	mg/L			06/07/22 04:45	1
Fluoride	ND		0.10	0.026	mg/L			06/07/22 04:45	1
Sulfate	ND		1.0	0.76	mg/L			06/07/22 04:45	1

Lab Sample ID: MB 180-401937/23
Matrix: Water
Analysis Batch: 401937

Client Sample ID: Method Blank
Prep Type: Total/NA

Analyte	MB Result	MB Qualifier	RL	MDL	Unit	D	Prepared	Analyzed	Dil Fac
Chloride	ND		1.0	0.71	mg/L			06/14/22 21:41	1
Fluoride	ND		0.10	0.026	mg/L			06/14/22 21:41	1
Sulfate	ND		1.0	0.76	mg/L			06/14/22 21:41	1

Lab Sample ID: LCS 180-401937/21
Matrix: Water
Analysis Batch: 401937

Client Sample ID: Lab Control Sample
Prep Type: Total/NA

Analyte	Spike Added	LCS Result	LCS Qualifier	Unit	D	%Rec	%Rec Limits
Chloride	50.0	49.4		mg/L		99	80 - 120
Fluoride	2.50	2.52		mg/L		101	80 - 120
Sulfate	50.0	49.2		mg/L		98	80 - 120

Method: EPA 6020A - Metals (ICP/MS)

Lab Sample ID: MB 180-400278/1-A
Matrix: Water
Analysis Batch: 401512

Client Sample ID: Method Blank
Prep Type: Total Recoverable
Prep Batch: 400278

Analyte	MB Result	MB Qualifier	RL	MDL	Unit	D	Prepared	Analyzed	Dil Fac
Antimony	ND		0.0020	0.00051	mg/L		05/28/22 10:26	06/09/22 19:02	1
Arsenic	ND		0.0010	0.00028	mg/L		05/28/22 10:26	06/09/22 19:02	1
Barium	ND		0.010	0.0031	mg/L		05/28/22 10:26	06/09/22 19:02	1
Beryllium	ND		0.0010	0.00027	mg/L		05/28/22 10:26	06/09/22 19:02	1
Cadmium	ND		0.0010	0.00022	mg/L		05/28/22 10:26	06/09/22 19:02	1
Calcium	ND		0.50	0.13	mg/L		05/28/22 10:26	06/09/22 19:02	1
Chromium	ND		0.0020	0.0015	mg/L		05/28/22 10:26	06/09/22 19:02	1
Cobalt	ND		0.00050	0.00026	mg/L		05/28/22 10:26	06/09/22 19:02	1
Lead	ND		0.0010	0.00017	mg/L		05/28/22 10:26	06/09/22 19:02	1
Lithium	ND		0.0050	0.00083	mg/L		05/28/22 10:26	06/09/22 19:02	1
Molybdenum	ND		0.0050	0.00061	mg/L		05/28/22 10:26	06/09/22 19:02	1
Selenium	ND		0.0050	0.00074	mg/L		05/28/22 10:26	06/09/22 19:02	1

Eurofins Pittsburgh

QC Sample Results

Client: Haley & Aldrich, Inc.
 Project/Site: CCR Groundwater Monitoring AB Brown

Job ID: 180-138329-1

Method: EPA 6020A - Metals (ICP/MS) (Continued)

Lab Sample ID: MB 180-400278/1-A
Matrix: Water
Analysis Batch: 401512

Client Sample ID: Method Blank
Prep Type: Total Recoverable
Prep Batch: 400278

Analyte	MB Result	MB Qualifier	RL	MDL	Unit	D	Prepared	Analyzed	Dil Fac
Thallium	ND		0.0010	0.00047	mg/L		05/28/22 10:26	06/09/22 19:02	1

Lab Sample ID: MB 180-400278/1-A
Matrix: Water
Analysis Batch: 401660

Client Sample ID: Method Blank
Prep Type: Total Recoverable
Prep Batch: 400278

Analyte	MB Result	MB Qualifier	RL	MDL	Unit	D	Prepared	Analyzed	Dil Fac
Boron	ND		0.080	0.060	mg/L		05/28/22 10:26	06/10/22 12:28	1

Lab Sample ID: LCS 180-400278/2-A
Matrix: Water
Analysis Batch: 401512

Client Sample ID: Lab Control Sample
Prep Type: Total Recoverable
Prep Batch: 400278

Analyte	Spike Added	LCS Result	LCS Qualifier	Unit	D	%Rec	%Rec Limits
Antimony	0.250	0.261		mg/L		104	80 - 120
Arsenic	1.00	0.975		mg/L		97	80 - 120
Barium	1.00	1.00		mg/L		100	80 - 120
Beryllium	0.500	0.544		mg/L		109	80 - 120
Cadmium	0.500	0.511		mg/L		102	80 - 120
Calcium	25.0	28.6		mg/L		114	80 - 120
Chromium	0.500	0.509		mg/L		102	80 - 120
Cobalt	0.500	0.501		mg/L		100	80 - 120
Lead	0.500	0.504		mg/L		101	80 - 120
Lithium	0.500	0.483		mg/L		97	80 - 120
Molybdenum	0.500	0.509		mg/L		102	80 - 120
Selenium	1.00	1.01		mg/L		101	80 - 120
Thallium	1.00	1.02		mg/L		102	80 - 120

Lab Sample ID: LCS 180-400278/2-A
Matrix: Water
Analysis Batch: 401660

Client Sample ID: Lab Control Sample
Prep Type: Total Recoverable
Prep Batch: 400278

Analyte	Spike Added	LCS Result	LCS Qualifier	Unit	D	%Rec	%Rec Limits
Boron	1.25	1.23		mg/L		99	80 - 120

Method: EPA 7470A - Mercury (CVAA)

Lab Sample ID: MB 180-400197/1-A
Matrix: Water
Analysis Batch: 400275

Client Sample ID: Method Blank
Prep Type: Total/NA
Prep Batch: 400197

Analyte	MB Result	MB Qualifier	RL	MDL	Unit	D	Prepared	Analyzed	Dil Fac
Mercury	ND		0.00020	0.00013	mg/L		05/27/22 13:13	05/28/22 08:58	1

Lab Sample ID: LCS 180-400197/2-A
Matrix: Water
Analysis Batch: 400275

Client Sample ID: Lab Control Sample
Prep Type: Total/NA
Prep Batch: 400197

Analyte	Spike Added	LCS Result	LCS Qualifier	Unit	D	%Rec	%Rec Limits
Mercury	0.00250	0.00221		mg/L		89	80 - 120

Eurofins Pittsburgh

QC Sample Results

Client: Haley & Aldrich, Inc.
 Project/Site: CCR Groundwater Monitoring AB Brown

Job ID: 180-138329-1

Method: EPA 7470A - Mercury (CVAA) (Continued)

Lab Sample ID: 180-138329-7 MS
 Matrix: Water
 Analysis Batch: 400275

Client Sample ID: CCR-AP-5R
 Prep Type: Total/NA
 Prep Batch: 400197

Analyte	Sample Result	Sample Qualifier	Spike Added	MS Result	MS Qualifier	Unit	D	%Rec	%Rec Limits
Mercury	ND		0.00100	0.000977		mg/L		98	75 - 125

Lab Sample ID: 180-138329-7 MSD
 Matrix: Water
 Analysis Batch: 400275

Client Sample ID: CCR-AP-5R
 Prep Type: Total/NA
 Prep Batch: 400197

Analyte	Sample Result	Sample Qualifier	Spike Added	MSD Result	MSD Qualifier	Unit	D	%Rec	%Rec Limits	RPD	Limit
Mercury	ND		0.00100	0.000958		mg/L		96	75 - 125	2	20

Lab Sample ID: MB 180-400435/1-A
 Matrix: Water
 Analysis Batch: 400599

Client Sample ID: Method Blank
 Prep Type: Total/NA
 Prep Batch: 400435

Analyte	MB Result	MB Qualifier	RL	MDL	Unit	D	Prepared	Analyzed	Dil Fac
Mercury	ND		0.00020	0.00013	mg/L		06/01/22 05:00	06/01/22 16:01	1

Lab Sample ID: LCS 180-400435/2-A
 Matrix: Water
 Analysis Batch: 400599

Client Sample ID: Lab Control Sample
 Prep Type: Total/NA
 Prep Batch: 400435

Analyte	Spike Added	LCS Result	LCS Qualifier	Unit	D	%Rec	%Rec Limits
Mercury	0.00250	0.00253		mg/L		101	80 - 120

Method: EPA 9040C - pH

Lab Sample ID: LCS 180-399544/3
 Matrix: Water
 Analysis Batch: 399544

Client Sample ID: Lab Control Sample
 Prep Type: Total/NA

Analyte	Spike Added	LCS Result	LCS Qualifier	Unit	D	%Rec	%Rec Limits
pH	7.00	7.0		SU		100	99 - 101

Lab Sample ID: LCS 180-399593/1
 Matrix: Water
 Analysis Batch: 399593

Client Sample ID: Lab Control Sample
 Prep Type: Total/NA

Analyte	Spike Added	LCS Result	LCS Qualifier	Unit	D	%Rec	%Rec Limits
pH	7.00	7.0		SU		100	99 - 101

Method: SM 2540C - Solids, Total Dissolved (TDS)

Lab Sample ID: MB 180-399540/2
 Matrix: Water
 Analysis Batch: 399540

Client Sample ID: Method Blank
 Prep Type: Total/NA

Analyte	MB Result	MB Qualifier	RL	MDL	Unit	D	Prepared	Analyzed	Dil Fac
Total Dissolved Solids	ND		10	10	mg/L			05/20/22 15:20	1

Eurofins Pittsburgh

QC Sample Results

Client: Haley & Aldrich, Inc.
 Project/Site: CCR Groundwater Monitoring AB Brown

Job ID: 180-138329-1

Method: SM 2540C - Solids, Total Dissolved (TDS) (Continued)

Lab Sample ID: LCS 180-399540/1
 Matrix: Water
 Analysis Batch: 399540

Client Sample ID: Lab Control Sample
 Prep Type: Total/NA

Analyte	Spike Added	LCS Result	LCS Qualifier	Unit	D	%Rec	%Rec Limits
Total Dissolved Solids	251	250		mg/L		100	85 - 115

Method: 9315 - Radium-226 (GFPC)

Lab Sample ID: MB 160-567030/22-A
 Matrix: Water
 Analysis Batch: 570135

Client Sample ID: Method Blank
 Prep Type: Total/NA
 Prep Batch: 567030

Analyte	MB Result	MB Qualifier	Count Uncert. (2σ+/-)	Total Uncert. (2σ+/-)	RL	MDC	Unit	Prepared	Analyzed	Dil Fac
Radium-226	0.05991	U	0.133	0.133	1.00	0.245	pCi/L	05/24/22 10:44	06/15/22 12:26	1
Carrier	MB %Yield	MB Qualifier	Limits					Prepared	Analyzed	Dil Fac
Ba Carrier	80.3		40 - 110					05/24/22 10:44	06/15/22 12:26	1

Lab Sample ID: LCS 160-567030/1-A
 Matrix: Water
 Analysis Batch: 570135

Client Sample ID: Lab Control Sample
 Prep Type: Total/NA
 Prep Batch: 567030

Analyte	Spike Added	LCS Result	LCS Qual	Total Uncert. (2σ+/-)	RL	MDC	Unit	%Rec	%Rec Limits
Radium-226	11.3	9.261		1.16	1.00	0.244	pCi/L	82	75 - 125
Carrier	LCS %Yield	LCS Qualifier	Limits						
Ba Carrier	96.0		40 - 110						

Method: 9320 - Radium-228 (GFPC)

Lab Sample ID: MB 160-567036/22-A
 Matrix: Water
 Analysis Batch: 570095

Client Sample ID: Method Blank
 Prep Type: Total/NA
 Prep Batch: 567036

Analyte	MB Result	MB Qualifier	Count Uncert. (2σ+/-)	Total Uncert. (2σ+/-)	RL	MDC	Unit	Prepared	Analyzed	Dil Fac
Radium-228	0.3659	U	0.339	0.340	1.00	0.536	pCi/L	05/24/22 11:08	06/14/22 14:01	1
Carrier	MB %Yield	MB Qualifier	Limits					Prepared	Analyzed	Dil Fac
Ba Carrier	80.3		40 - 110					05/24/22 11:08	06/14/22 14:01	1
Y Carrier	89.3		40 - 110					05/24/22 11:08	06/14/22 14:01	1

Lab Sample ID: LCS 160-567036/1-A
 Matrix: Water
 Analysis Batch: 569973

Client Sample ID: Lab Control Sample
 Prep Type: Total/NA
 Prep Batch: 567036

Analyte	Spike Added	LCS Result	LCS Qual	Total Uncert. (2σ+/-)	RL	MDC	Unit	%Rec	%Rec Limits
Radium-228	8.53	7.778		1.11	1.00	0.518	pCi/L	91	75 - 125

Eurofins Pittsburgh

QC Sample Results

Client: Haley & Aldrich, Inc.
Project/Site: CCR Groundwater Monitoring AB Brown

Job ID: 180-138329-1

Method: 9320 - Radium-228 (GFPC) (Continued)

Lab Sample ID: LCS 160-567036/1-A
Matrix: Water
Analysis Batch: 569973

Client Sample ID: Lab Control Sample
Prep Type: Total/NA
Prep Batch: 567036

Carrier	LCS		Limits
	%Yield	Qualifier	
Ba Carrier	96.0		40 - 110
Y Carrier	85.6		40 - 110

- 1
- 2
- 3
- 4
- 5
- 6
- 7
- 8
- 9
- 10
- 11
- 12
- 13

QC Association Summary

Client: Haley & Aldrich, Inc.
Project/Site: CCR Groundwater Monitoring AB Brown

Job ID: 180-138329-1

HPLC/IC

Analysis Batch: 400332

Lab Sample ID	Client Sample ID	Prep Type	Matrix	Method	Prep Batch
180-138329-1	CCR-AP-1R	Total/NA	Water	EPA 9056A	
180-138329-2	CCR-AP-2R	Total/NA	Water	EPA 9056A	
180-138329-4	CCR-AP-3R	Total/NA	Water	EPA 9056A	
180-138329-5	CCR-AP-3I	Total/NA	Water	EPA 9056A	
180-138329-6	CCR-AP-4R	Total/NA	Water	EPA 9056A	
180-138329-7	CCR-AP-5R	Total/NA	Water	EPA 9056A	
180-138329-8	CCR-AP-6	Total/NA	Water	EPA 9056A	
180-138329-9	CCR-AP-7R	Total/NA	Water	EPA 9056A	
180-138329-10	CCR-AP-8	Total/NA	Water	EPA 9056A	
MB 180-400332/53	Method Blank	Total/NA	Water	EPA 9056A	
MB 180-400332/7	Method Blank	Total/NA	Water	EPA 9056A	
LCS 180-400332/52	Lab Control Sample	Total/NA	Water	EPA 9056A	

Analysis Batch: 400400

Lab Sample ID	Client Sample ID	Prep Type	Matrix	Method	Prep Batch
180-138329-11	CCR-AP-9	Total/NA	Water	EPA 9056A	
MB 180-400400/7	Method Blank	Total/NA	Water	EPA 9056A	
LCS 180-400400/5	Lab Control Sample	Total/NA	Water	EPA 9056A	

Analysis Batch: 400775

Lab Sample ID	Client Sample ID	Prep Type	Matrix	Method	Prep Batch
180-138329-1	CCR-AP-1R	Total/NA	Water	EPA 9056A	
180-138329-8	CCR-AP-6	Total/NA	Water	EPA 9056A	
180-138329-9	CCR-AP-7R	Total/NA	Water	EPA 9056A	
180-138329-9	CCR-AP-7R	Total/NA	Water	EPA 9056A	
MB 180-400775/7	Method Blank	Total/NA	Water	EPA 9056A	
LCS 180-400775/6	Lab Control Sample	Total/NA	Water	EPA 9056A	

Analysis Batch: 400975

Lab Sample ID	Client Sample ID	Prep Type	Matrix	Method	Prep Batch
MB 180-400975/69	Method Blank	Total/NA	Water	EPA 9056A	

Analysis Batch: 401937

Lab Sample ID	Client Sample ID	Prep Type	Matrix	Method	Prep Batch
180-138329-3	CCR-AP-2I	Total/NA	Water	EPA 9056A	
180-138329-8	CCR-AP-6	Total/NA	Water	EPA 9056A	
180-138329-10	CCR-AP-8	Total/NA	Water	EPA 9056A	
180-138329-10	CCR-AP-8	Total/NA	Water	EPA 9056A	
MB 180-401937/23	Method Blank	Total/NA	Water	EPA 9056A	
LCS 180-401937/21	Lab Control Sample	Total/NA	Water	EPA 9056A	

Metals

Prep Batch: 400197

Lab Sample ID	Client Sample ID	Prep Type	Matrix	Method	Prep Batch
180-138329-7	CCR-AP-5R	Total/NA	Water	7470A	
180-138329-8	CCR-AP-6	Total/NA	Water	7470A	
180-138329-9	CCR-AP-7R	Total/NA	Water	7470A	
180-138329-10	CCR-AP-8	Total/NA	Water	7470A	
180-138329-11	CCR-AP-9	Total/NA	Water	7470A	
MB 180-400197/1-A	Method Blank	Total/NA	Water	7470A	

Eurofins Pittsburgh

QC Association Summary

Client: Haley & Aldrich, Inc.
 Project/Site: CCR Groundwater Monitoring AB Brown

Job ID: 180-138329-1

Metals (Continued)

Prep Batch: 400197 (Continued)

Lab Sample ID	Client Sample ID	Prep Type	Matrix	Method	Prep Batch
LCS 180-400197/2-A	Lab Control Sample	Total/NA	Water	7470A	
180-138329-7 MS	CCR-AP-5R	Total/NA	Water	7470A	
180-138329-7 MSD	CCR-AP-5R	Total/NA	Water	7470A	

Analysis Batch: 400275

Lab Sample ID	Client Sample ID	Prep Type	Matrix	Method	Prep Batch
180-138329-7	CCR-AP-5R	Total/NA	Water	EPA 7470A	400197
180-138329-8	CCR-AP-6	Total/NA	Water	EPA 7470A	400197
180-138329-9	CCR-AP-7R	Total/NA	Water	EPA 7470A	400197
180-138329-10	CCR-AP-8	Total/NA	Water	EPA 7470A	400197
180-138329-11	CCR-AP-9	Total/NA	Water	EPA 7470A	400197
MB 180-400197/1-A	Method Blank	Total/NA	Water	EPA 7470A	400197
LCS 180-400197/2-A	Lab Control Sample	Total/NA	Water	EPA 7470A	400197
180-138329-7 MS	CCR-AP-5R	Total/NA	Water	EPA 7470A	400197
180-138329-7 MSD	CCR-AP-5R	Total/NA	Water	EPA 7470A	400197

Prep Batch: 400278

Lab Sample ID	Client Sample ID	Prep Type	Matrix	Method	Prep Batch
180-138329-1	CCR-AP-1R	Total Recoverable	Water	3005A	
180-138329-2	CCR-AP-2R	Total Recoverable	Water	3005A	
180-138329-3	CCR-AP-2I	Total Recoverable	Water	3005A	
180-138329-4	CCR-AP-3R	Total Recoverable	Water	3005A	
180-138329-5	CCR-AP-3I	Total Recoverable	Water	3005A	
180-138329-6	CCR-AP-4R	Total Recoverable	Water	3005A	
180-138329-7	CCR-AP-5R	Total Recoverable	Water	3005A	
180-138329-8	CCR-AP-6	Total Recoverable	Water	3005A	
180-138329-9	CCR-AP-7R	Total Recoverable	Water	3005A	
180-138329-10	CCR-AP-8	Total Recoverable	Water	3005A	
180-138329-11	CCR-AP-9	Total Recoverable	Water	3005A	
MB 180-400278/1-A	Method Blank	Total Recoverable	Water	3005A	
LCS 180-400278/2-A	Lab Control Sample	Total Recoverable	Water	3005A	

Prep Batch: 400435

Lab Sample ID	Client Sample ID	Prep Type	Matrix	Method	Prep Batch
180-138329-1	CCR-AP-1R	Total/NA	Water	7470A	
180-138329-2	CCR-AP-2R	Total/NA	Water	7470A	
180-138329-3	CCR-AP-2I	Total/NA	Water	7470A	
180-138329-4	CCR-AP-3R	Total/NA	Water	7470A	
180-138329-5	CCR-AP-3I	Total/NA	Water	7470A	
180-138329-6	CCR-AP-4R	Total/NA	Water	7470A	
MB 180-400435/1-A	Method Blank	Total/NA	Water	7470A	
LCS 180-400435/2-A	Lab Control Sample	Total/NA	Water	7470A	

Analysis Batch: 400599

Lab Sample ID	Client Sample ID	Prep Type	Matrix	Method	Prep Batch
180-138329-1	CCR-AP-1R	Total/NA	Water	EPA 7470A	400435
180-138329-2	CCR-AP-2R	Total/NA	Water	EPA 7470A	400435
180-138329-3	CCR-AP-2I	Total/NA	Water	EPA 7470A	400435
180-138329-4	CCR-AP-3R	Total/NA	Water	EPA 7470A	400435
180-138329-5	CCR-AP-3I	Total/NA	Water	EPA 7470A	400435
180-138329-6	CCR-AP-4R	Total/NA	Water	EPA 7470A	400435

Eurofins Pittsburgh

QC Association Summary

Client: Haley & Aldrich, Inc.
 Project/Site: CCR Groundwater Monitoring AB Brown

Job ID: 180-138329-1

Metals (Continued)

Analysis Batch: 400599 (Continued)

Lab Sample ID	Client Sample ID	Prep Type	Matrix	Method	Prep Batch
MB 180-400435/1-A	Method Blank	Total/NA	Water	EPA 7470A	400435
LCS 180-400435/2-A	Lab Control Sample	Total/NA	Water	EPA 7470A	400435

Analysis Batch: 401512

Lab Sample ID	Client Sample ID	Prep Type	Matrix	Method	Prep Batch
180-138329-1	CCR-AP-1R	Total Recoverable	Water	EPA 6020A	400278
180-138329-2	CCR-AP-2R	Total Recoverable	Water	EPA 6020A	400278
180-138329-3	CCR-AP-2I	Total Recoverable	Water	EPA 6020A	400278
180-138329-4	CCR-AP-3R	Total Recoverable	Water	EPA 6020A	400278
180-138329-5	CCR-AP-3I	Total Recoverable	Water	EPA 6020A	400278
180-138329-6	CCR-AP-4R	Total Recoverable	Water	EPA 6020A	400278
180-138329-7	CCR-AP-5R	Total Recoverable	Water	EPA 6020A	400278
180-138329-8	CCR-AP-6	Total Recoverable	Water	EPA 6020A	400278
180-138329-9	CCR-AP-7R	Total Recoverable	Water	EPA 6020A	400278
180-138329-10	CCR-AP-8	Total Recoverable	Water	EPA 6020A	400278
180-138329-11	CCR-AP-9	Total Recoverable	Water	EPA 6020A	400278
MB 180-400278/1-A	Method Blank	Total Recoverable	Water	EPA 6020A	400278
LCS 180-400278/2-A	Lab Control Sample	Total Recoverable	Water	EPA 6020A	400278

Analysis Batch: 401660

Lab Sample ID	Client Sample ID	Prep Type	Matrix	Method	Prep Batch
180-138329-1	CCR-AP-1R	Total Recoverable	Water	EPA 6020A	400278
180-138329-2	CCR-AP-2R	Total Recoverable	Water	EPA 6020A	400278
180-138329-3	CCR-AP-2I	Total Recoverable	Water	EPA 6020A	400278
180-138329-4	CCR-AP-3R	Total Recoverable	Water	EPA 6020A	400278
180-138329-5	CCR-AP-3I	Total Recoverable	Water	EPA 6020A	400278
180-138329-6	CCR-AP-4R	Total Recoverable	Water	EPA 6020A	400278
180-138329-7	CCR-AP-5R	Total Recoverable	Water	EPA 6020A	400278
180-138329-8	CCR-AP-6	Total Recoverable	Water	EPA 6020A	400278
180-138329-9	CCR-AP-7R	Total Recoverable	Water	EPA 6020A	400278
180-138329-10	CCR-AP-8	Total Recoverable	Water	EPA 6020A	400278
180-138329-11	CCR-AP-9	Total Recoverable	Water	EPA 6020A	400278
MB 180-400278/1-A	Method Blank	Total Recoverable	Water	EPA 6020A	400278
LCS 180-400278/2-A	Lab Control Sample	Total Recoverable	Water	EPA 6020A	400278

General Chemistry

Analysis Batch: 399540

Lab Sample ID	Client Sample ID	Prep Type	Matrix	Method	Prep Batch
180-138329-1	CCR-AP-1R	Total/NA	Water	SM 2540C	
180-138329-2	CCR-AP-2R	Total/NA	Water	SM 2540C	
180-138329-3	CCR-AP-2I	Total/NA	Water	SM 2540C	
180-138329-4	CCR-AP-3R	Total/NA	Water	SM 2540C	
180-138329-5	CCR-AP-3I	Total/NA	Water	SM 2540C	
180-138329-6	CCR-AP-4R	Total/NA	Water	SM 2540C	
180-138329-7	CCR-AP-5R	Total/NA	Water	SM 2540C	
180-138329-8	CCR-AP-6	Total/NA	Water	SM 2540C	
180-138329-9	CCR-AP-7R	Total/NA	Water	SM 2540C	
180-138329-10	CCR-AP-8	Total/NA	Water	SM 2540C	
180-138329-11	CCR-AP-9	Total/NA	Water	SM 2540C	
MB 180-399540/2	Method Blank	Total/NA	Water	SM 2540C	

Eurofins Pittsburgh

QC Association Summary

Client: Haley & Aldrich, Inc.
 Project/Site: CCR Groundwater Monitoring AB Brown

Job ID: 180-138329-1

General Chemistry (Continued)

Analysis Batch: 399540 (Continued)

Lab Sample ID	Client Sample ID	Prep Type	Matrix	Method	Prep Batch
LCS 180-399540/1	Lab Control Sample	Total/NA	Water	SM 2540C	

Analysis Batch: 399544

Lab Sample ID	Client Sample ID	Prep Type	Matrix	Method	Prep Batch
180-138329-1	CCR-AP-1R	Total/NA	Water	EPA 9040C	
180-138329-2	CCR-AP-2R	Total/NA	Water	EPA 9040C	
180-138329-3	CCR-AP-2I	Total/NA	Water	EPA 9040C	
180-138329-4	CCR-AP-3R	Total/NA	Water	EPA 9040C	
180-138329-5	CCR-AP-3I	Total/NA	Water	EPA 9040C	
180-138329-6	CCR-AP-4R	Total/NA	Water	EPA 9040C	
180-138329-7	CCR-AP-5R	Total/NA	Water	EPA 9040C	
180-138329-8	CCR-AP-6	Total/NA	Water	EPA 9040C	
180-138329-9	CCR-AP-7R	Total/NA	Water	EPA 9040C	
180-138329-10	CCR-AP-8	Total/NA	Water	EPA 9040C	
LCS 180-399544/3	Lab Control Sample	Total/NA	Water	EPA 9040C	

Analysis Batch: 399593

Lab Sample ID	Client Sample ID	Prep Type	Matrix	Method	Prep Batch
180-138329-11	CCR-AP-9	Total/NA	Water	EPA 9040C	
LCS 180-399593/1	Lab Control Sample	Total/NA	Water	EPA 9040C	

Rad

Prep Batch: 567030

Lab Sample ID	Client Sample ID	Prep Type	Matrix	Method	Prep Batch
180-138329-1	CCR-AP-1R	Total/NA	Water	PrecSep-21	
180-138329-2	CCR-AP-2R	Total/NA	Water	PrecSep-21	
180-138329-3	CCR-AP-2I	Total/NA	Water	PrecSep-21	
180-138329-4	CCR-AP-3R	Total/NA	Water	PrecSep-21	
180-138329-5	CCR-AP-3I	Total/NA	Water	PrecSep-21	
180-138329-6	CCR-AP-4R	Total/NA	Water	PrecSep-21	
180-138329-7	CCR-AP-5R	Total/NA	Water	PrecSep-21	
180-138329-8	CCR-AP-6	Total/NA	Water	PrecSep-21	
180-138329-9	CCR-AP-7R	Total/NA	Water	PrecSep-21	
180-138329-10	CCR-AP-8	Total/NA	Water	PrecSep-21	
180-138329-11	CCR-AP-9	Total/NA	Water	PrecSep-21	
MB 160-567030/22-A	Method Blank	Total/NA	Water	PrecSep-21	
LCS 160-567030/1-A	Lab Control Sample	Total/NA	Water	PrecSep-21	

Prep Batch: 567036

Lab Sample ID	Client Sample ID	Prep Type	Matrix	Method	Prep Batch
180-138329-1	CCR-AP-1R	Total/NA	Water	PrecSep_0	
180-138329-2	CCR-AP-2R	Total/NA	Water	PrecSep_0	
180-138329-3	CCR-AP-2I	Total/NA	Water	PrecSep_0	
180-138329-4	CCR-AP-3R	Total/NA	Water	PrecSep_0	
180-138329-5	CCR-AP-3I	Total/NA	Water	PrecSep_0	
180-138329-6	CCR-AP-4R	Total/NA	Water	PrecSep_0	
180-138329-7	CCR-AP-5R	Total/NA	Water	PrecSep_0	
180-138329-8	CCR-AP-6	Total/NA	Water	PrecSep_0	
180-138329-9	CCR-AP-7R	Total/NA	Water	PrecSep_0	
180-138329-10	CCR-AP-8	Total/NA	Water	PrecSep_0	

Eurofins Pittsburgh

QC Association Summary

Client: Haley & Aldrich, Inc.
Project/Site: CCR Groundwater Monitoring AB Brown

Job ID: 180-138329-1

Rad (Continued)

Prep Batch: 567036 (Continued)

Lab Sample ID	Client Sample ID	Prep Type	Matrix	Method	Prep Batch
180-138329-11	CCR-AP-9	Total/NA	Water	PrecSep_0	
MB 160-567036/22-A	Method Blank	Total/NA	Water	PrecSep_0	
LCS 160-567036/1-A	Lab Control Sample	Total/NA	Water	PrecSep_0	

- 1
- 2
- 3
- 4
- 5
- 6
- 7
- 8
- 9
- 10
- 11
- 12
- 13

Chain of Custody Record

Client Information		Sampler: <u>Jon Hill</u>		Lab PM: Bortot, Veronica		Carrier Tracking No(s):		COC No: 180-52202-8058.1	
Client Contact: Angela Casbon Scheller		Phone: <u>317-473-1325</u>		E-Mail: veronica.bortot@testamericainc.com				Page: Page 1 of 1	
Company: Vectren Corporation		Address: PO BOX 209		City: Evansville		State, Zip: IN, 47702		Phone: 864-214-8750(Tel)	
Email:		Due Date Requested:		TAT Requested (days):		PO #: Purchase Order Requested		WO #:	
Project Name: CCR Groundwater Monitoring AB Brown		Project #: 18016014		SSOW#:		Analysis Requested		Preservation Codes:	
Site:								A - HCL M - Hexane B - NaOH N - None C - Zn Acetate O - AsNaO2 D - Nitric Acid P - Na2O4S E - NaHSO4 Q - Na2SO3 F - MeOH R - Na2S2O3 G - Amchlor S - H2SO4 H - Ascorbic Acid T - TSP Dodecahydrate I - Ice U - Acetone J - DI Water V - MCAA K - EDTA W - pH 4-5 L - EDA Z - other (specify)	
Sample Identification		Sample Date		Sample Time		Sample Type (C=comp, G=grab)		Matrix (W=water, S=solid, O=waste/soil, BT=Tissue, A=Air)	
								Field Filtered Sample (Yes or No)	
								9316_Ra226, 9320_Ra228	
								9040C, 9066A_ORGFM_28D	
								6010C, 6020A, 7470A	
								2640C_Calcd - Local Method	
								Total Number of Containers	
								Special Instructions/Note:	
								D N D N 180-138329 Chain of Custody #202 Virginia Beach	
Possible Hazard Identification		<input checked="" type="checkbox"/> Non-Hazard <input type="checkbox"/> Flammable <input type="checkbox"/> Skin Irritant <input type="checkbox"/> Poison B <input type="checkbox"/> Unknown <input type="checkbox"/> Radiological		Sample Disposal (A fee may be assessed if samples are retained longer than 1 month)		<input type="checkbox"/> Return To Client <input checked="" type="checkbox"/> Disposal By Lab <input type="checkbox"/> Archive For _____ Months			
Deliverable Requested: I, II, III, IV, Other (specify)				Special Instructions/QC Requirements:					
Empty Kit Relinquished by:		Date:		Time:		Method of Shipment:			
Relinquished by: <u>J Hill</u>		Date/Time: <u>5.18.22 1700</u>		Company: <u>NPLAS</u>		Received by: <u>[Signature]</u>		Date/Time: <u>5/19/22 900</u>	
Relinquished by:		Date/Time:		Company:		Received by:		Date/Time:	
Relinquished by:		Date/Time:		Company:		Received by:		Date/Time:	
Custody Seals Intact: <input checked="" type="checkbox"/> Yes <input type="checkbox"/> No		Custody Seal No.:		Cooler Temperature(s) °C and Other Remarks:					

1
2
3
4
5
6
7
8
9
10
11
12
13

Login Sample Receipt Checklist

Client: Haley & Aldrich, Inc.

Job Number: 180-138329-1

Login Number: 138329

List Source: Eurofins Pittsburgh

List Number: 1

Creator: Abernathy, Eric L

Question	Answer	Comment
Radioactivity wasn't checked or is </= background as measured by a survey meter.	N/A	
The cooler's custody seal, if present, is intact.	True	
Sample custody seals, if present, are intact.	True	
The cooler or samples do not appear to have been compromised or tampered with.	True	
Samples were received on ice.	True	
Cooler Temperature is acceptable.	True	
Cooler Temperature is recorded.	True	
COC is present.	True	
COC is filled out in ink and legible.	True	
COC is filled out with all pertinent information.	True	
Is the Field Sampler's name present on COC?	True	
There are no discrepancies between the containers received and the COC.	True	
Samples are received within Holding Time (excluding tests with immediate HTs)	True	
Sample containers have legible labels.	True	
Containers are not broken or leaking.	True	
Sample collection date/times are provided.	True	
Appropriate sample containers are used.	True	
Sample bottles are completely filled.	True	
Sample Preservation Verified.	True	
There is sufficient vol. for all requested analyses, incl. any requested MS/MSDs	True	
Containers requiring zero headspace have no headspace or bubble is <6mm (1/4").	True	
Multiphasic samples are not present.	True	
Samples do not require splitting or compositing.	True	
Residual Chlorine Checked.	N/A	



Login Sample Receipt Checklist

Client: Haley & Aldrich, Inc.

Job Number: 180-138329-1

Login Number: 138329

List Number: 2

Creator: Bohlmann, Jessica M

List Source: Eurofins St. Louis

List Creation: 05/23/22 11:20 AM

Question	Answer	Comment
Radioactivity wasn't checked or is </= background as measured by a survey meter.	True	
The cooler's custody seal, if present, is intact.	True	
Sample custody seals, if present, are intact.	True	
The cooler or samples do not appear to have been compromised or tampered with.	True	
Samples were received on ice.	N/A	
Cooler Temperature is acceptable.	True	
Cooler Temperature is recorded.	True	
COC is present.	True	
COC is filled out in ink and legible.	True	
COC is filled out with all pertinent information.	True	
Is the Field Sampler's name present on COC?	True	
There are no discrepancies between the containers received and the COC.	True	
Samples are received within Holding Time (excluding tests with immediate HTs)	True	
Sample containers have legible labels.	True	
Containers are not broken or leaking.	True	
Sample collection date/times are provided.	True	
Appropriate sample containers are used.	True	
Sample bottles are completely filled.	True	
Sample Preservation Verified.	True	
There is sufficient vol. for all requested analyses, incl. any requested MS/MSDs	True	
Containers requiring zero headspace have no headspace or bubble is <6mm (1/4").	True	
Multiphasic samples are not present.	True	
Samples do not require splitting or compositing.	True	
Residual Chlorine Checked.	N/A	



 **ANALYTICAL REPORT****PREPARED FOR**

Attn: Mark Miesfeldt
Haley & Aldrich, Inc.
400 Augusta Street
Suite 100

Greenville, South Carolina 29601

Generated 1/10/2023 12:45:03 PM Revision 1

JOB DESCRIPTION

CCR Groundwater Monitoring

JOB NUMBER

180-147495-1

Eurofins Pittsburgh

Job Notes

The test results in this report meet all NELAP requirements for parameters for which accreditation is required or available. Any exceptions to the NELAP requirements are noted in this report. Pursuant to NELAP, this report may not be reproduced, except in full, without the written approval of the laboratory. This report is confidential and is intended for the sole use of Eurofins Environment Testing Northeast, LLC Pittsburgh and its client. All questions regarding this report should be directed to the Eurofins Environment Testing Northeast, LLC Pittsburgh Project Manager or designee who has signed this report.

PA Lab ID: 02-00416

The test results in this report relate only to the samples as received by the laboratory and will meet all requirements of the methodology, with any exceptions noted. This report shall not be reproduced except in full, without the express written approval of the laboratory. All questions should be directed to the Eurofins Pittsburgh Project Manager.

Authorization



Generated
1/10/2023 12:45:03 PM
Revision 1

Authorized for release by
Ken Hayes, Project Manager II
Ken.Hayes@et.eurofinsus.com
(615)301-5035



Table of Contents

Cover Page	1
Table of Contents	3
Case Narrative	4
Definitions/Glossary	7
Certification Summary	9
Sample Summary	11
Method Summary	12
Lab Chronicle	13
Client Sample Results	24
QC Sample Results	42
QC Association Summary	48
Chain of Custody	53
Receipt Checklists	58

Case Narrative

Client: Haley & Aldrich, Inc.
Project/Site: CCR Groundwater Monitoring

Job ID: 180-147495-1

Job ID: 180-147495-1

Laboratory: Eurofins Pittsburgh

Narrative

Job Narrative 180-147495-1

Comments

No additional comments.

Receipt

The samples were received on 11/5/2022 9:20 AM. Unless otherwise noted below, the samples arrived in good condition, and where required, properly preserved and on ice. The temperatures of the 3 coolers at receipt time were 2.7° C, 3.0° C and 3.2° C.

RAD

Methods 903.0, 9315: Radium-226 batch 589611

Any minimum detectable concentration (MDC), critical value (DLC), or Safe Drinking Water Act detection limit (SDWA DL) is sample-specific unless otherwise stated elsewhere in this narrative. Radiochemistry sample results are reported with the count date/time applied as the Activity Reference Date.

CCR-AP-1R (180-147495-1), CCR-AP-4R (180-147495-2), CCR-AP-10 (180-147495-3), CCR-AP-11 (180-147495-4), CCR-AP-9 (180-147495-5), CCR-AP-8 (180-147495-6), CCR-AP-8 (180-147495-6[MS]), CCR-AP-8 (180-147495-6[MSD]), CCR-AP-6 (180-147495-7), CCR-AP-7 (180-147495-8), CCR-AP-5R (180-147495-9), DUP-1 (180-147495-10), FB-1 (180-147495-11), PZ-1 (180-147495-12), PZ-2 (180-147495-13), MH-2 (180-147495-14), MH-1 (180-147495-15), (LCS 160-589592/2-A) and (MB 160-589592/1-A)

Method 9320: Radium-228 batch 589596

The detection goal was not met for the following sample(s). Samples were prepped at a reduced volume due to the presence of matrix interferences: CCR-AP-11 (180-147495-4), DUP-1 (180-147495-10) and PZ-1 (180-147495-12). Analytical results are reported with the detection limit achieved.

Methods 904.0, 9320: Radium-228 batch 589596

Any minimum detectable concentration (MDC), critical value (DLC), or Safe Drinking Water Act detection limit (SDWA DL) is sample-specific unless otherwise stated elsewhere in this narrative. Radiochemistry sample results are reported with the count date/time applied as the Activity Reference Date.

CCR-AP-1R (180-147495-1), CCR-AP-4R (180-147495-2), CCR-AP-10 (180-147495-3), CCR-AP-11 (180-147495-4), CCR-AP-9 (180-147495-5), CCR-AP-8 (180-147495-6), CCR-AP-8 (180-147495-6[MS]), CCR-AP-8 (180-147495-6[MSD]), CCR-AP-6 (180-147495-7), CCR-AP-7 (180-147495-8), CCR-AP-5R (180-147495-9), DUP-1 (180-147495-10), FB-1 (180-147495-11), PZ-1 (180-147495-12), PZ-2 (180-147495-13), MH-2 (180-147495-14), MH-1 (180-147495-15), (LCS 160-589596/2-A) and (MB 160-589596/1-A)

Method PrecSep_0:

Method PrecSep-21:

Method PrecSep-21:

No additional analytical or quality issues were noted, other than those described above or in the Definitions/Glossary page.

Narrative

Job Narrative 180-147495-2

Revision

The report being provided is a revision of the original report sent on 11/30/2022. The report (revision 1) is being revised due to: Client has requested the reporting of additional metals..

Comments

No additional comments.

Receipt

The samples were received on 11/5/2022 9:20 AM. Unless otherwise noted below, the samples arrived in good condition, and where

Case Narrative

Client: Haley & Aldrich, Inc.
Project/Site: CCR Groundwater Monitoring

Job ID: 180-147495-1

Job ID: 180-147495-1 (Continued)

Laboratory: Eurofins Pittsburgh (Continued)

required, properly preserved and on ice. The temperatures of the 3 coolers at receipt time were 2.7° C, 3.0° C and 3.2° C.

GC Semi VOA

Method 9056A: The continuing calibration blank (CCB) for analytical batch 180-417405 contained Sulfate above the reporting limit (RL). All reported samples associated with this CCB were either ND for this analyte or contained this analyte at a concentration greater than 10X the value found in the CCB; therefore, re-analysis of samples was not performed.

Method 9056A: The following samples were diluted due to the nature of the sample matrix: CCR-AP-9 (180-147495-5), CCR-AP-6 (180-147495-7), CCR-AP-7 (180-147495-8), CCR-AP-5R (180-147495-9), DUP-1 (180-147495-10), PZ-1 (180-147495-12), MH-2 (180-147495-14), (180-147414-C-1), (180-147414-C-1 MS) and (180-147414-C-1 MSD). Elevated reporting limits (RLs) are provided.

Method 9056A: Due to the high concentration of Sulfate, the matrix spike / matrix spike duplicate (MS/MSD) for analytical batch 180-417437 could not be evaluated for accuracy and precision. The associated laboratory control sample (LCS) met acceptance criteria.

Method 9056A: The following samples were diluted due to the nature of the sample matrix: CCR-AP-9 (180-147495-5), CCR-AP-8 (180-147495-6), CCR-AP-8 (180-147495-6[MS]), CCR-AP-8 (180-147495-6[MSD]), CCR-AP-5R (180-147495-9) and MH-1 (180-147495-15). Elevated reporting limits (RLs) are provided.

Method 9056A: The continuing calibration verification (CCV) associated with batch 180-417405 recovered above the upper control limit for Fluoride and sulfate. The samples associated with this CCV were non-detects for the affected analytes or batch QC; therefore, the data have been reported. The associated samples are impacted: (CCV 180-417405/16) and (CCV 180-417405/3).

Method 9056A: The following samples were diluted due to the nature of the sample matrix: CCR-AP-1R (180-147495-1) and CCR-AP-10 (180-147495-3). Elevated reporting limits (RLs) are provided.

No additional analytical or quality issues were noted, other than those described above or in the Definitions/Glossary page.

Metals

Method 6020A: The continuing calibration verification low level standard (CCVL) associated with batch 551799 recovered above the upper control limit for Sodium. The samples associated with this CCVL were not at a similar concentration to the CCVL therefore, the data have been reported. The associated samples are impacted: CCR-AP-1R (180-147495-1), CCR-AP-10 (180-147495-3), CCR-AP-11 (180-147495-4), CCR-AP-9 (180-147495-5), CCR-AP-8 (180-147495-6), CCR-AP-6 (180-147495-7), CCR-AP-7 (180-147495-8), CCR-AP-5R (180-147495-9), DUP-1 (180-147495-10), PZ-1 (180-147495-12), PZ-2 (180-147495-13), MH-2 (180-147495-14) and MH-1 (180-147495-15).

Method 6020A: The continuing calibration verification (CCV) associated with batch 240-551799 recovered above the upper control limit for Selenium. The samples associated with this CCV were below the reporting limit for the affected analytes; therefore, the data have been reported. The associated samples are impacted: CCR-AP-1R (180-147495-1), CCR-AP-4R (180-147495-2), CCR-AP-11 (180-147495-4), CCR-AP-9 (180-147495-5), CCR-AP-8 (180-147495-6), CCR-AP-6 (180-147495-7), CCR-AP-7 (180-147495-8), CCR-AP-5R (180-147495-9), DUP-1 (180-147495-10), FB-1 (180-147495-11), PZ-1 (180-147495-12), PZ-2 (180-147495-13) and MH-1 (180-147495-15).

Method 6020A: The CCV was greater than acceptance criteria for Selenium. Result was reported as it was requested after completion of report. CCR-AP-10 (180-147495-3) and MH-2 (180-147495-14)

Method 6020A: The CCV for cobalt was below acceptance criteria. The result was reported as it was requested after completion of report. CCR-AP-11 (180-147495-4), CCR-AP-9 (180-147495-5), CCR-AP-6 (180-147495-7), CCR-AP-7 (180-147495-8), CCR-AP-5R (180-147495-9), DUP-1 (180-147495-10), FB-1 (180-147495-11), PZ-1 (180-147495-12), PZ-2 (180-147495-13), MH-2 (180-147495-14) and MH-1 (180-147495-15)

Method 6020A: The continuing calibration verification (CCV) associated with batch 240-551799 recovered above the upper control limit for beryllium. The samples associated with this CCV were below the reporting limit for the affected analytes; therefore, the data have been reported. The associated samples are impacted: CCR-AP-11 (180-147495-4), CCR-AP-9 (180-147495-5), CCR-AP-6 (180-147495-7), CCR-AP-7 (180-147495-8), CCR-AP-5R (180-147495-9), DUP-1 (180-147495-10), FB-1 (180-147495-11), PZ-2 (180-147495-13), MH-2 (180-147495-14) and MH-1 (180-147495-15).

Case Narrative

Client: Haley & Aldrich, Inc.
Project/Site: CCR Groundwater Monitoring

Job ID: 180-147495-1

Job ID: 180-147495-1 (Continued)

Laboratory: Eurofins Pittsburgh (Continued)

Method 6020A: The CCV was greater than acceptance criteria for beryllium. Result was reported as it was requested after completion of report. PZ-1 (180-147495-12)

No additional analytical or quality issues were noted, other than those described above or in the Definitions/Glossary page.

General Chemistry

No analytical or quality issues were noted, other than those described in the Definitions/Glossary page.

1

2

3

4

5

6

7

8

9

10

11

12

13

Definitions/Glossary

Client: Haley & Aldrich, Inc.
Project/Site: CCR Groundwater Monitoring

Job ID: 180-147495-1

Qualifiers

HPLC/IC

Qualifier	Qualifier Description
^2	Calibration Blank (ICB and/or CCB) is outside acceptance limits.
J	Result is less than the RL but greater than or equal to the MDL and the concentration is an approximate value.

Metals

Qualifier	Qualifier Description
^-	Continuing Calibration Verification (CCV) is outside acceptance limits, low biased.
^+	Continuing Calibration Verification (CCV) is outside acceptance limits, high biased.
B	Compound was found in the blank and sample.
F1	MS and/or MSD recovery exceeds control limits.
J	Result is less than the RL but greater than or equal to the MDL and the concentration is an approximate value.

General Chemistry

Qualifier	Qualifier Description
HF	Field parameter with a holding time of 15 minutes. Test performed by laboratory at client's request.

Rad

Qualifier	Qualifier Description
G	The Sample MDC is greater than the requested RL.
U	Result is less than the sample detection limit.

Glossary

Abbreviation	These commonly used abbreviations may or may not be present in this report.
α	Listed under the "D" column to designate that the result is reported on a dry weight basis
%R	Percent Recovery
CFL	Contains Free Liquid
CFU	Colony Forming Unit
CNF	Contains No Free Liquid
DER	Duplicate Error Ratio (normalized absolute difference)
Dil Fac	Dilution Factor
DL	Detection Limit (DoD/DOE)
DL, RA, RE, IN	Indicates a Dilution, Re-analysis, Re-extraction, or additional Initial metals/anion analysis of the sample
DLC	Decision Level Concentration (Radiochemistry)
EDL	Estimated Detection Limit (Dioxin)
LOD	Limit of Detection (DoD/DOE)
LOQ	Limit of Quantitation (DoD/DOE)
MCL	EPA recommended "Maximum Contaminant Level"
MDA	Minimum Detectable Activity (Radiochemistry)
MDC	Minimum Detectable Concentration (Radiochemistry)
MDL	Method Detection Limit
ML	Minimum Level (Dioxin)
MPN	Most Probable Number
MQL	Method Quantitation Limit
NC	Not Calculated
ND	Not Detected at the reporting limit (or MDL or EDL if shown)
NEG	Negative / Absent
POS	Positive / Present
PQL	Practical Quantitation Limit
PRES	Presumptive
QC	Quality Control
RER	Relative Error Ratio (Radiochemistry)
RL	Reporting Limit or Requested Limit (Radiochemistry)
RPD	Relative Percent Difference, a measure of the relative difference between two points
TEF	Toxicity Equivalent Factor (Dioxin)
TEQ	Toxicity Equivalent Quotient (Dioxin)

Eurofins Pittsburgh

Definitions/Glossary

Client: Haley & Aldrich, Inc.
Project/Site: CCR Groundwater Monitoring

Job ID: 180-147495-1

Glossary (Continued)

Abbreviation	These commonly used abbreviations may or may not be present in this report.
TNTC	Too Numerous To Count

1

2

3

4

5

6

7

8

9

10

11

12

13

Accreditation/Certification Summary

Client: Haley & Aldrich, Inc.
 Project/Site: CCR Groundwater Monitoring

Job ID: 180-147495-1

Laboratory: Eurofins Pittsburgh

All accreditations/certifications held by this laboratory are listed. Not all accreditations/certifications are applicable to this report.

Authority	Program	Identification Number	Expiration Date
Arkansas DEQ	State	19-033-0	06-27-22 *
California	State	2891	04-30-23
Connecticut	State	PH-0688	09-30-22 *
Florida	NELAP	E871008	11-15-22
Georgia	State	PA 02-00416	11-15-22
Illinois	NELAP	004375	11-15-22
Kansas	NELAP	E-10350	11-15-22
Kentucky (UST)	State	162013	04-30-23
Kentucky (WW)	State	KY98043	12-31-22
Louisiana	NELAP	04041	06-30-22 *
Louisiana (All)	NELAP	04041	11-15-22
Maine	State	PA00164	03-06-24
Minnesota	NELAP	042-999-482	11-15-22
New Hampshire	NELAP	2030	11-15-22
New Jersey	NELAP	PA005	11-15-22
New York	NELAP	11182	11-15-22
North Carolina (WW/SW)	State	434	12-31-22
North Dakota	State	R-227	11-15-22
Oregon	NELAP	PA-2151	11-15-22
Pennsylvania	NELAP	02-00416	11-15-22
Rhode Island	State	LAO00362	12-31-22
South Carolina	State	89014	04-20-23
Texas	NELAP	T104704528	11-15-22
US Fish & Wildlife	US Federal Programs	058448	03-31-23
USDA	US Federal Programs	P330-16-00211	06-21-24
Utah	NELAP	PA001462019-8	11-15-22
Virginia	NELAP	10043	11-15-22
West Virginia DEP	State	142	11-15-22
Wisconsin	State	998027800	08-31-23

Laboratory: Eurofins Canton

All accreditations/certifications held by this laboratory are listed. Not all accreditations/certifications are applicable to this report.

Authority	Program	Identification Number	Expiration Date
California	State	2927	02-27-23
Connecticut	State	PH-0590	12-31-23
Florida	NELAP	E87225	06-30-23
Georgia	State	4062	02-27-23
Illinois	NELAP	200004	07-31-23
Iowa	State	421	06-01-23
Kentucky (UST)	State	112225	02-27-23
Kentucky (WW)	State	KY98016	12-31-22
Minnesota	NELAP	039-999-348	12-21-22
Minnesota (Petrofund)	State	3506	08-01-23
New Jersey	NELAP	OH001	06-30-23
New York	NELAP	10975	04-01-23
Ohio	State	8303	02-27-23
Ohio VAP	State	CL0024	02-27-23
Oregon	NELAP	4062	02-27-23
Pennsylvania	NELAP	68-00340	08-31-23

* Accreditation/Certification renewal pending - accreditation/certification considered valid.

Eurofins Pittsburgh

Accreditation/Certification Summary

Client: Haley & Aldrich, Inc.
 Project/Site: CCR Groundwater Monitoring

Job ID: 180-147495-1

Laboratory: Eurofins Canton (Continued)

All accreditations/certifications held by this laboratory are listed. Not all accreditations/certifications are applicable to this report.

Authority	Program	Identification Number	Expiration Date
Texas	NELAP	T104704517-22-17	08-31-23
Virginia	NELAP	460175	09-14-23
Washington	State	C971	01-12-23
West Virginia DEP	State	210	12-31-22

Laboratory: Eurofins St. Louis

All accreditations/certifications held by this laboratory are listed. Not all accreditations/certifications are applicable to this report.

Authority	Program	Identification Number	Expiration Date
Alaska (UST)	State	20-001	05-06-25
ANAB	Dept. of Defense ELAP	L2305	04-06-25
ANAB	Dept. of Energy	L2305.01	04-06-25
ANAB	ISO/IEC 17025	L2305	04-06-25
Arizona	State	AZ0813	12-08-22
California	Los Angeles County Sanitation Districts	10259	06-30-22 *
California	State	2886	06-30-23
Connecticut	State	PH-0241	03-31-23
Florida	NELAP	E87689	06-30-23
HI - RadChem Recognition	State	n/a	06-30-23
Illinois	NELAP	200023	11-30-23
Iowa	State	373	12-01-22 *
Kansas	NELAP	E-10236	10-31-23
Kentucky (DW)	State	KY90125	12-31-22
Kentucky (WW)	State	KY90125 (Permit KY0004049)	12-31-22
Louisiana (All)	NELAP	04080	06-30-23
Louisiana (DW)	State	LA011	12-31-22
Maryland	State	310	09-30-23
MI - RadChem Recognition	State	9005	06-30-23
Missouri	State	780	06-30-25
Nevada	State	MO000542020-1	07-31-23
New Jersey	NELAP	MO002	06-30-23
New York	NELAP	11616	04-01-23
North Dakota	State	R-207	06-30-23
NRC	NRC	24-24817-01	12-31-22
Oklahoma	NELAP	9997	08-31-23
Oregon	NELAP	4157	09-01-23
Pennsylvania	NELAP	68-00540	02-28-23
South Carolina	State	85002001	06-30-23
Texas	NELAP	T104704193	07-31-23
US Fish & Wildlife	US Federal Programs	058448	07-31-23
USDA	US Federal Programs	P330-17-00028	03-11-23
Utah	NELAP	MO000542021-14	07-31-23
Virginia	NELAP	10310	06-14-24
Washington	State	C592	08-30-23
West Virginia DEP	State	381	12-31-22

* Accreditation/Certification renewal pending - accreditation/certification considered valid.

Sample Summary

Client: Haley & Aldrich, Inc.
Project/Site: CCR Groundwater Monitoring

Job ID: 180-147495-1

Lab Sample ID	Client Sample ID	Matrix	Collected	Received
180-147495-1	CCR-AP-1R	Water	11/02/22 12:50	11/05/22 09:20
180-147495-2	CCR-AP-4R	Water	11/02/22 13:45	11/05/22 09:20
180-147495-3	CCR-AP-10	Water	11/02/22 14:45	11/05/22 09:20
180-147495-4	CCR-AP-11	Water	11/03/22 09:15	11/05/22 09:20
180-147495-5	CCR-AP-9	Water	11/03/22 10:40	11/05/22 09:20
180-147495-6	CCR-AP-8	Water	11/03/22 11:25	11/05/22 09:20
180-147495-7	CCR-AP-6	Water	11/03/22 12:25	11/05/22 09:20
180-147495-8	CCR-AP-7	Water	11/03/22 13:35	11/05/22 09:20
180-147495-9	CCR-AP-5R	Water	11/03/22 14:30	11/05/22 09:20
180-147495-10	DUP-1	Water	11/03/22 00:01	11/05/22 09:20
180-147495-11	FB-1	Water	11/03/22 14:00	11/05/22 09:20
180-147495-12	PZ-1	Water	11/04/22 07:15	11/05/22 09:20
180-147495-13	PZ-2	Water	11/04/22 07:40	11/05/22 09:20
180-147495-14	MH-2	Water	11/04/22 08:05	11/05/22 09:20
180-147495-15	MH-1	Water	11/04/22 08:30	11/05/22 09:20



Method Summary

Client: Haley & Aldrich, Inc.
Project/Site: CCR Groundwater Monitoring

Job ID: 180-147495-1

Method	Method Description	Protocol	Laboratory
9315	Radium-226 (GFPC)	SW846	EET SL
9320	Radium-228 (GFPC)	SW846	EET SL
Ra226_Ra228	Combined Radium-226 and Radium-228	TAL-STL	EET SL
PrecSep_0	Preparation, Precipitate Separation	None	EET SL
PrecSep-21	Preparation, Precipitate Separation (21-Day In-Growth)	None	EET SL

Protocol References:

None = None

SW846 = "Test Methods For Evaluating Solid Waste, Physical/Chemical Methods", Third Edition, November 1986 And Its Updates.

TAL-STL = TestAmerica Laboratories, St. Louis, Facility Standard Operating Procedure.

Laboratory References:

EET SL = Eurofins St. Louis, 13715 Rider Trail North, Earth City, MO 63045, TEL (314)298-8566

Lab Chronicle

Client: Haley & Aldrich, Inc.
 Project/Site: CCR Groundwater Monitoring

Job ID: 180-147495-1

Client Sample ID: CCR-AP-1R

Lab Sample ID: 180-147495-1

Date Collected: 11/02/22 12:50

Matrix: Water

Date Received: 11/05/22 09:20

Prep Type	Batch Type	Batch Method	Run	Dil Factor	Initial Amount	Final Amount	Batch Number	Prepared or Analyzed	Analyst	Lab
Total/NA	Analysis	EPA 9056A		2.5			417545	11/08/22 18:46	SNL	EET PIT
Instrument ID: CHIC2100A										
Total Recoverable	Prep	3005A			50 mL	50 mL	551380	11/10/22 12:00	SHB	EET CAN
Total Recoverable	Analysis	6020A		1			551799	11/12/22 00:51	AJC	EET CAN
Instrument ID: I14										
Total Recoverable	Prep	3005A			50 mL	50 mL	551380	11/10/22 12:00	SHB	EET CAN
Total Recoverable	Analysis	6020A		10			552197	11/15/22 12:47	AJC	EET CAN
Instrument ID: I14										
Total/NA	Prep	7470A			50 mL	50 mL	551383	11/10/22 12:00	SHB	EET CAN
Total/NA	Analysis	7470A		1			551627	11/11/22 18:03	DSH	EET CAN
Instrument ID: H2										
Total/NA	Analysis	EPA 9040C		1			417540	11/07/22 12:56	MAM	EET PIT
Instrument ID: PHTITRATOR										
Total/NA	Analysis	SM 2540C		1	50 mL	100 mL	417619	11/08/22 17:01	LWM	EET PIT
Instrument ID: NOEQUIP										
Total/NA	Prep	PrecSep-21			998.36 mL	1.0 g	589592	11/10/22 08:58	BMP	EET SL
Total/NA	Analysis	9315		1			592180	12/04/22 15:23	FLC	EET SL
Instrument ID: GFPCPURPLE										
Total/NA	Prep	PrecSep_0			998.36 mL	1.0 g	589596	11/10/22 09:44	BMP	EET SL
Total/NA	Analysis	9320		1			592073	12/02/22 11:32	FLC	EET SL
Instrument ID: GFPCORANGE										
Total/NA	Analysis	Ra226_Ra228		1			592597	12/06/22 13:57	MLK	EET SL
Instrument ID: NOEQUIP										

Client Sample ID: CCR-AP-4R

Lab Sample ID: 180-147495-2

Date Collected: 11/02/22 13:45

Matrix: Water

Date Received: 11/05/22 09:20

Prep Type	Batch Type	Batch Method	Run	Dil Factor	Initial Amount	Final Amount	Batch Number	Prepared or Analyzed	Analyst	Lab
Total/NA	Analysis	EPA 9056A		1			417545	11/08/22 19:00	SNL	EET PIT
Instrument ID: CHIC2100A										
Total Recoverable	Prep	3005A			50 mL	50 mL	551380	11/10/22 12:00	SHB	EET CAN
Total Recoverable	Analysis	6020A		1			551799	11/12/22 00:53	AJC	EET CAN
Instrument ID: I14										
Total Recoverable	Prep	3005A			50 mL	50 mL	551380	11/10/22 12:00	SHB	EET CAN
Total Recoverable	Analysis	6020A		1			552197	11/15/22 12:49	AJC	EET CAN
Instrument ID: I14										
Total/NA	Prep	7470A			50 mL	50 mL	551383	11/10/22 12:00	SHB	EET CAN
Total/NA	Analysis	7470A		1			551627	11/11/22 18:05	DSH	EET CAN
Instrument ID: H2										
Total/NA	Analysis	EPA 9040C		1			417540	11/07/22 13:02	MAM	EET PIT
Instrument ID: PHTITRATOR										
Total/NA	Analysis	SM 2540C		1	100 mL	100 mL	417619	11/08/22 17:01	LWM	EET PIT
Instrument ID: NOEQUIP										

Eurofins Pittsburgh

Lab Chronicle

Client: Haley & Aldrich, Inc.
 Project/Site: CCR Groundwater Monitoring

Job ID: 180-147495-1

Client Sample ID: CCR-AP-4R

Lab Sample ID: 180-147495-2

Date Collected: 11/02/22 13:45

Matrix: Water

Date Received: 11/05/22 09:20

Prep Type	Batch Type	Batch Method	Run	Dil Factor	Initial Amount	Final Amount	Batch Number	Prepared or Analyzed	Analyst	Lab
Total/NA	Prep	PrecSep-21			996.24 mL	1.0 g	589592	11/10/22 08:58	BMP	EET SL
Total/NA	Analysis	9315		1			592180	12/04/22 15:23	FLC	EET SL
Instrument ID: GFPCPURPLE										
Total/NA	Prep	PrecSep_0			996.24 mL	1.0 g	589596	11/10/22 09:44	BMP	EET SL
Total/NA	Analysis	9320		1			592073	12/02/22 11:32	FLC	EET SL
Instrument ID: GFPCORANGE										
Total/NA	Analysis	Ra226_Ra228		1			592597	12/06/22 14:48	MLK	EET SL
Instrument ID: NOEQUIP										

Client Sample ID: CCR-AP-10

Lab Sample ID: 180-147495-3

Date Collected: 11/02/22 14:45

Matrix: Water

Date Received: 11/05/22 09:20

Prep Type	Batch Type	Batch Method	Run	Dil Factor	Initial Amount	Final Amount	Batch Number	Prepared or Analyzed	Analyst	Lab
Total/NA	Analysis	EPA 9056A		2.5			417545	11/08/22 19:45	SNL	EET PIT
Instrument ID: CHIC2100A										
Total Recoverable	Prep	3005A			50 mL	50 mL	551380	11/10/22 12:00	SHB	EET CAN
Total Recoverable	Analysis	6020A		1			551799	11/12/22 00:56	AJC	EET CAN
Instrument ID: I14										
Total Recoverable	Prep	3005A			50 mL	50 mL	551380	11/10/22 12:00	SHB	EET CAN
Total Recoverable	Analysis	6020A		50			552197	11/15/22 12:52	AJC	EET CAN
Instrument ID: I14										
Total/NA	Prep	7470A			50 mL	50 mL	551383	11/10/22 12:00	SHB	EET CAN
Total/NA	Analysis	7470A		1			551627	11/11/22 18:07	DSH	EET CAN
Instrument ID: H2										
Total/NA	Analysis	EPA 9040C		1			417540	11/07/22 13:39	MAM	EET PIT
Instrument ID: PHTITRATOR										
Total/NA	Analysis	SM 2540C		1	50 mL	100 mL	417619	11/08/22 17:01	LWM	EET PIT
Instrument ID: NOEQUIP										
Total/NA	Prep	PrecSep-21			768.59 mL	1.0 g	589592	11/10/22 08:58	BMP	EET SL
Total/NA	Analysis	9315		1			592180	12/04/22 15:23	FLC	EET SL
Instrument ID: GFPCPURPLE										
Total/NA	Prep	PrecSep_0			768.59 mL	1.0 g	589596	11/10/22 09:44	BMP	EET SL
Total/NA	Analysis	9320		1			592073	12/02/22 11:32	FLC	EET SL
Instrument ID: GFPCORANGE										
Total/NA	Analysis	Ra226_Ra228		1			592597	12/06/22 14:48	MLK	EET SL
Instrument ID: NOEQUIP										

Client Sample ID: CCR-AP-11

Lab Sample ID: 180-147495-4

Date Collected: 11/03/22 09:15

Matrix: Water

Date Received: 11/05/22 09:20

Prep Type	Batch Type	Batch Method	Run	Dil Factor	Initial Amount	Final Amount	Batch Number	Prepared or Analyzed	Analyst	Lab
Total/NA	Analysis	EPA 9056A		1			417405	11/07/22 00:42	SNL	EET PIT
Instrument ID: CHIC2100A										

Eurofins Pittsburgh

Lab Chronicle

Client: Haley & Aldrich, Inc.
 Project/Site: CCR Groundwater Monitoring

Job ID: 180-147495-1

Client Sample ID: CCR-AP-11

Lab Sample ID: 180-147495-4

Date Collected: 11/03/22 09:15

Matrix: Water

Date Received: 11/05/22 09:20

Prep Type	Batch Type	Batch Method	Run	Dil Factor	Initial Amount	Final Amount	Batch Number	Prepared or Analyzed	Analyst	Lab
Total Recoverable	Prep	3005A			50 mL	50 mL	551380	11/10/22 12:00	SHB	EET CAN
Total Recoverable	Analysis	6020A		1			551799	11/12/22 01:03	AJC	EET CAN
Instrument ID: I14										
Total Recoverable	Prep	3005A			50 mL	50 mL	551380	11/10/22 12:00	SHB	EET CAN
Total Recoverable	Analysis	6020A		1			552197	11/15/22 12:54	AJC	EET CAN
Instrument ID: I14										
Total/NA	Prep	7470A			50 mL	50 mL	551383	11/10/22 12:00	SHB	EET CAN
Total/NA	Analysis	7470A		1			551627	11/11/22 18:14	DSH	EET CAN
Instrument ID: H2										
Total/NA	Analysis	EPA 9040C		1			417540	11/07/22 13:27	MAM	EET PIT
Instrument ID: PHTITRATOR										
Total/NA	Analysis	SM 2540C		1	100 mL	100 mL	417619	11/08/22 17:01	LWM	EET PIT
Instrument ID: NOEQUIP										
Total/NA	Prep	PrecSep-21			508.79 mL	1.0 g	589592	11/10/22 08:58	BMP	EET SL
Total/NA	Analysis	9315		1			592180	12/04/22 15:23	FLC	EET SL
Instrument ID: GFPCPURPLE										
Total/NA	Prep	PrecSep_0			508.79 mL	1.0 g	589596	11/10/22 09:44	BMP	EET SL
Total/NA	Analysis	9320		1			592071	12/02/22 11:20	FLC	EET SL
Instrument ID: GFPCBLUE										
Total/NA	Analysis	Ra226_Ra228		1			592597	12/06/22 14:48	MLK	EET SL
Instrument ID: NOEQUIP										

Client Sample ID: CCR-AP-9

Lab Sample ID: 180-147495-5

Date Collected: 11/03/22 10:40

Matrix: Water

Date Received: 11/05/22 09:20

Prep Type	Batch Type	Batch Method	Run	Dil Factor	Initial Amount	Final Amount	Batch Number	Prepared or Analyzed	Analyst	Lab
Total/NA	Analysis	EPA 9056A		1			417405	11/06/22 23:46	SNL	EET PIT
Instrument ID: CHIC2100A										
Total/NA	Analysis	EPA 9056A		1			417437	11/08/22 00:54	SNL	EET PIT
Instrument ID: CHIC2100A										
Total/NA	Analysis	EPA 9056A		10			417437	11/08/22 01:08	SNL	EET PIT
Instrument ID: CHIC2100A										
Total Recoverable	Prep	3005A			50 mL	50 mL	551380	11/10/22 12:00	SHB	EET CAN
Total Recoverable	Analysis	6020A		1			551799	11/12/22 01:06	AJC	EET CAN
Instrument ID: I14										
Total Recoverable	Prep	3005A			50 mL	50 mL	551380	11/10/22 12:00	SHB	EET CAN
Total Recoverable	Analysis	6020A		50			552197	11/15/22 12:57	AJC	EET CAN
Instrument ID: I14										
Total/NA	Prep	7470A			50 mL	50 mL	551383	11/10/22 12:00	SHB	EET CAN
Total/NA	Analysis	7470A		1			551627	11/11/22 18:16	DSH	EET CAN
Instrument ID: H2										
Total/NA	Analysis	EPA 9040C		1			417540	11/07/22 13:33	MAM	EET PIT
Instrument ID: PHTITRATOR										

Eurofins Pittsburgh

Lab Chronicle

Client: Haley & Aldrich, Inc.
 Project/Site: CCR Groundwater Monitoring

Job ID: 180-147495-1

Client Sample ID: CCR-AP-9

Lab Sample ID: 180-147495-5

Date Collected: 11/03/22 10:40

Matrix: Water

Date Received: 11/05/22 09:20

Prep Type	Batch Type	Batch Method	Run	Dil Factor	Initial Amount	Final Amount	Batch Number	Prepared or Analyzed	Analyst	Lab
Total/NA	Analysis	SM 2540C		1	15 mL	100 mL	417619	11/08/22 17:01	LWM	EET PIT
Total/NA	Prep	PrecSep-21			747.49 mL	1.0 g	589592	11/10/22 08:58	BMP	EET SL
Total/NA	Analysis	9315		1			592180	12/04/22 15:23	FLC	EET SL
		Instrument ID: GFPCPURPLE								
Total/NA	Prep	PrecSep_0			747.49 mL	1.0 g	589596	11/10/22 09:44	BMP	EET SL
Total/NA	Analysis	9320		1			592071	12/02/22 11:20	FLC	EET SL
		Instrument ID: GFPCBLUE								
Total/NA	Analysis	Ra226_Ra228		1			592597	12/06/22 14:48	MLK	EET SL
		Instrument ID: NOEQUIP								

Client Sample ID: CCR-AP-8

Lab Sample ID: 180-147495-6

Date Collected: 11/03/22 11:25

Matrix: Water

Date Received: 11/05/22 09:20

Prep Type	Batch Type	Batch Method	Run	Dil Factor	Initial Amount	Final Amount	Batch Number	Prepared or Analyzed	Analyst	Lab
Total/NA	Analysis	EPA 9056A		2.5			417437	11/08/22 01:50	SNL	EET PIT
		Instrument ID: CHIC2100A								
Total Recoverable	Prep	3005A			50 mL	50 mL	551380	11/10/22 12:00	SHB	EET CAN
Total Recoverable	Analysis	6020A		1			551799	11/12/22 00:39	AJC	EET CAN
		Instrument ID: I14								
Total Recoverable	Prep	3005A			50 mL	50 mL	551380	11/10/22 12:00	SHB	EET CAN
Total Recoverable	Analysis	6020A		10			552197	11/15/22 12:25	AJC	EET CAN
		Instrument ID: I14								
Total/NA	Prep	7470A			50 mL	50 mL	551383	11/10/22 12:00	SHB	EET CAN
Total/NA	Analysis	7470A		1			551627	11/11/22 17:56	DSH	EET CAN
		Instrument ID: H2								
Total/NA	Analysis	EPA 9040C		1			417540	11/07/22 13:15	MAM	EET PIT
		Instrument ID: PHTITRATOR								
Total/NA	Analysis	SM 2540C		1	50 mL	100 mL	417614	11/08/22 15:54	LWM	EET PIT
		Instrument ID: NOEQUIP								
Total/NA	Prep	PrecSep-21			998.38 mL	1.0 g	589592	11/10/22 08:58	BMP	EET SL
Total/NA	Analysis	9315		1			592180	12/04/22 15:23	FLC	EET SL
		Instrument ID: GFPCPURPLE								
Total/NA	Prep	PrecSep_0			998.38 mL	1.0 g	589596	11/10/22 09:44	BMP	EET SL
Total/NA	Analysis	9320		1			592071	12/02/22 11:21	FLC	EET SL
		Instrument ID: GFPCBLUE								
Total/NA	Analysis	Ra226_Ra228		1			592597	12/06/22 14:48	MLK	EET SL
		Instrument ID: NOEQUIP								

Lab Chronicle

Client: Haley & Aldrich, Inc.
 Project/Site: CCR Groundwater Monitoring

Job ID: 180-147495-1

Client Sample ID: CCR-AP-6

Lab Sample ID: 180-147495-7

Date Collected: 11/03/22 12:25

Matrix: Water

Date Received: 11/05/22 09:20

Prep Type	Batch Type	Batch Method	Run	Dil Factor	Initial Amount	Final Amount	Batch Number	Prepared or Analyzed	Analyst	Lab
Total/NA	Analysis	EPA 9056A		2.5			417405	11/07/22 00:56	SNL	EET PIT
Instrument ID: CHIC2100A										
Total Recoverable	Prep	3005A			50 mL	50 mL	551380	11/10/22 12:00	SHB	EET CAN
Total Recoverable	Analysis	6020A		1			551799	11/12/22 01:09	AJC	EET CAN
Instrument ID: I14										
Total Recoverable	Prep	3005A			50 mL	50 mL	551380	11/10/22 12:00	SHB	EET CAN
Total Recoverable	Analysis	6020A		50			552197	11/15/22 12:59	AJC	EET CAN
Instrument ID: I14										
Total/NA	Prep	7470A			50 mL	50 mL	551383	11/10/22 12:00	SHB	EET CAN
Total/NA	Analysis	7470A		1			551627	11/11/22 18:18	DSH	EET CAN
Instrument ID: H2										
Total/NA	Analysis	EPA 9040C		1			417540	11/07/22 13:44	MAM	EET PIT
Instrument ID: PHTITRATOR										
Total/NA	Analysis	SM 2540C		1	50 mL	100 mL	417614	11/08/22 15:54	LWM	EET PIT
Instrument ID: NOEQUIP										
Total/NA	Prep	PrecSep-21			754.25 mL	1.0 g	589592	11/10/22 08:58	BMP	EET SL
Total/NA	Analysis	9315		1			592179	12/04/22 15:24	FLC	EET SL
Instrument ID: GFPCRED										
Total/NA	Prep	PrecSep_0			754.25 mL	1.0 g	589596	11/10/22 09:44	BMP	EET SL
Total/NA	Analysis	9320		1			592074	12/02/22 11:25	FLC	EET SL
Instrument ID: GFPCPURPLE										
Total/NA	Analysis	Ra226_Ra228		1			592597	12/06/22 14:48	MLK	EET SL
Instrument ID: NOEQUIP										

Client Sample ID: CCR-AP-7

Lab Sample ID: 180-147495-8

Date Collected: 11/03/22 13:35

Matrix: Water

Date Received: 11/05/22 09:20

Prep Type	Batch Type	Batch Method	Run	Dil Factor	Initial Amount	Final Amount	Batch Number	Prepared or Analyzed	Analyst	Lab
Total/NA	Analysis	EPA 9056A		2.5			417405	11/07/22 01:10	SNL	EET PIT
Instrument ID: CHIC2100A										
Total Recoverable	Prep	3005A			50 mL	50 mL	551380	11/10/22 12:00	SHB	EET CAN
Total Recoverable	Analysis	6020A		1			551799	11/12/22 01:11	AJC	EET CAN
Instrument ID: I14										
Total Recoverable	Prep	3005A			50 mL	50 mL	551380	11/10/22 12:00	SHB	EET CAN
Total Recoverable	Analysis	6020A		50			552197	11/15/22 13:02	AJC	EET CAN
Instrument ID: I14										
Total/NA	Prep	7470A			50 mL	50 mL	551383	11/10/22 12:00	SHB	EET CAN
Total/NA	Analysis	7470A		1			551627	11/11/22 18:20	DSH	EET CAN
Instrument ID: H2										
Total/NA	Analysis	EPA 9040C		1			417540	11/07/22 13:50	MAM	EET PIT
Instrument ID: PHTITRATOR										
Total/NA	Analysis	SM 2540C		1	25 mL	100 mL	417614	11/08/22 15:54	LWM	EET PIT
Instrument ID: NOEQUIP										

Eurofins Pittsburgh

Lab Chronicle

Client: Haley & Aldrich, Inc.
 Project/Site: CCR Groundwater Monitoring

Job ID: 180-147495-1

Client Sample ID: CCR-AP-7

Lab Sample ID: 180-147495-8

Date Collected: 11/03/22 13:35

Matrix: Water

Date Received: 11/05/22 09:20

Prep Type	Batch Type	Batch Method	Run	Dil Factor	Initial Amount	Final Amount	Batch Number	Prepared or Analyzed	Analyst	Lab
Total/NA	Prep	PrecSep-21			993.44 mL	1.0 g	589592	11/10/22 08:58	BMP	EET SL
Total/NA	Analysis	9315		1			592179	12/04/22 15:24	FLC	EET SL
Instrument ID: GFPCRED										
Total/NA	Prep	PrecSep_0			993.44 mL	1.0 g	589596	11/10/22 09:44	BMP	EET SL
Total/NA	Analysis	9320		1			592074	12/02/22 11:25	FLC	EET SL
Instrument ID: GFPCPURPLE										
Total/NA	Analysis	Ra226_Ra228		1			592597	12/06/22 14:48	MLK	EET SL
Instrument ID: NOEQUIP										

Client Sample ID: CCR-AP-5R

Lab Sample ID: 180-147495-9

Date Collected: 11/03/22 14:30

Matrix: Water

Date Received: 11/05/22 09:20

Prep Type	Batch Type	Batch Method	Run	Dil Factor	Initial Amount	Final Amount	Batch Number	Prepared or Analyzed	Analyst	Lab
Total/NA	Analysis	EPA 9056A		2.5			417405	11/07/22 01:24	SNL	EET PIT
Instrument ID: CHIC2100A										
Total/NA	Analysis	EPA 9056A		5			417437	11/08/22 02:59	SNL	EET PIT
Instrument ID: CHIC2100A										
Total Recoverable	Prep	3005A			50 mL	50 mL	551380	11/10/22 12:00	SHB	EET CAN
Total Recoverable	Analysis	6020A		1			551799	11/12/22 01:14	AJC	EET CAN
Instrument ID: I14										
Total Recoverable	Prep	3005A			50 mL	50 mL	551380	11/10/22 12:00	SHB	EET CAN
Total Recoverable	Analysis	6020A		100			552197	11/15/22 13:04	AJC	EET CAN
Instrument ID: I14										
Total/NA	Prep	7470A			50 mL	50 mL	551383	11/10/22 12:00	SHB	EET CAN
Total/NA	Analysis	7470A		1			551627	11/11/22 18:22	DSH	EET CAN
Instrument ID: H2										
Total/NA	Analysis	EPA 9040C		1			417540	11/07/22 13:56	MAM	EET PIT
Instrument ID: PHTITRATOR										
Total/NA	Analysis	SM 2540C		1	25 mL	100 mL	417614	11/08/22 15:54	LWM	EET PIT
Instrument ID: NOEQUIP										
Total/NA	Prep	PrecSep-21			999.31 mL	1.0 g	589592	11/10/22 08:58	BMP	EET SL
Total/NA	Analysis	9315		1			592179	12/04/22 15:24	FLC	EET SL
Instrument ID: GFPCRED										
Total/NA	Prep	PrecSep_0			999.31 mL	1.0 g	589596	11/10/22 09:44	BMP	EET SL
Total/NA	Analysis	9320		1			592074	12/02/22 11:26	FLC	EET SL
Instrument ID: GFPCPURPLE										
Total/NA	Analysis	Ra226_Ra228		1			592597	12/06/22 14:48	MLK	EET SL
Instrument ID: NOEQUIP										

Lab Chronicle

Client: Haley & Aldrich, Inc.
 Project/Site: CCR Groundwater Monitoring

Job ID: 180-147495-1

Client Sample ID: DUP-1
Date Collected: 11/03/22 00:01
Date Received: 11/05/22 09:20

Lab Sample ID: 180-147495-10
Matrix: Water

Prep Type	Batch Type	Batch Method	Run	Dil Factor	Initial Amount	Final Amount	Batch Number	Prepared or Analyzed	Analyst	Lab
Total/NA	Analysis	EPA 9056A		1			417405	11/07/22 01:38	SNL	EET PIT
Instrument ID: CHIC2100A										
Total/NA	Analysis	EPA 9056A		10			417405	11/07/22 01:51	SNL	EET PIT
Instrument ID: CHIC2100A										
Total Recoverable	Prep	3005A			50 mL	50 mL	551380	11/10/22 12:00	SHB	EET CAN
Total Recoverable	Analysis	6020A		1			551799	11/12/22 01:16	AJC	EET CAN
Instrument ID: I14										
Total Recoverable	Prep	3005A			50 mL	50 mL	551380	11/10/22 12:00	SHB	EET CAN
Total Recoverable	Analysis	6020A		50			552197	11/15/22 13:06	AJC	EET CAN
Instrument ID: I14										
Total/NA	Prep	7470A			50 mL	50 mL	551383	11/10/22 12:00	SHB	EET CAN
Total/NA	Analysis	7470A		1			551627	11/11/22 18:24	DSH	EET CAN
Instrument ID: H2										
Total/NA	Analysis	EPA 9040C		1			417540	11/07/22 14:02	MAM	EET PIT
Instrument ID: PHTITRATOR										
Total/NA	Analysis	SM 2540C		1	15 mL	100 mL	417619	11/08/22 17:01	LWM	EET PIT
Instrument ID: NOEQUIP										
Total/NA	Prep	PrecSep-21			755.76 mL	1.0 g	589592	11/10/22 08:58	BMP	EET SL
Total/NA	Analysis	9315		1			592179	12/04/22 15:24	FLC	EET SL
Instrument ID: GFPCRED										
Total/NA	Prep	PrecSep_0			755.76 mL	1.0 g	589596	11/10/22 09:44	BMP	EET SL
Total/NA	Analysis	9320		1			592074	12/02/22 11:26	FLC	EET SL
Instrument ID: GFPCPURPLE										
Total/NA	Analysis	Ra226_Ra228		1			592597	12/06/22 14:48	MLK	EET SL
Instrument ID: NOEQUIP										

Client Sample ID: FB-1
Date Collected: 11/03/22 14:00
Date Received: 11/05/22 09:20

Lab Sample ID: 180-147495-11
Matrix: Water

Prep Type	Batch Type	Batch Method	Run	Dil Factor	Initial Amount	Final Amount	Batch Number	Prepared or Analyzed	Analyst	Lab
Total/NA	Analysis	EPA 9056A		1			417405	11/06/22 22:51	SNL	EET PIT
Instrument ID: CHIC2100A										
Total/NA	Analysis	EPA 9056A		1			417437	11/08/22 00:39	SNL	EET PIT
Instrument ID: CHIC2100A										
Total Recoverable	Prep	3005A			50 mL	50 mL	551380	11/10/22 12:00	SHB	EET CAN
Total Recoverable	Analysis	6020A		1			551799	11/12/22 01:19	AJC	EET CAN
Instrument ID: I14										
Total Recoverable	Prep	3005A			50 mL	50 mL	551380	11/10/22 12:00	SHB	EET CAN
Total Recoverable	Analysis	6020A		1			552197	11/15/22 13:09	AJC	EET CAN
Instrument ID: I14										
Total/NA	Prep	7470A			50 mL	50 mL	551383	11/10/22 12:00	SHB	EET CAN
Total/NA	Analysis	7470A		1			551627	11/11/22 18:26	DSH	EET CAN
Instrument ID: H2										

Eurofins Pittsburgh

Lab Chronicle

Client: Haley & Aldrich, Inc.
 Project/Site: CCR Groundwater Monitoring

Job ID: 180-147495-1

Client Sample ID: FB-1

Lab Sample ID: 180-147495-11

Date Collected: 11/03/22 14:00

Matrix: Water

Date Received: 11/05/22 09:20

Prep Type	Batch Type	Batch Method	Run	Dil Factor	Initial Amount	Final Amount	Batch Number	Prepared or Analyzed	Analyst	Lab
Total/NA	Analysis	EPA 9040C		1			417540	11/07/22 14:06	MAM	EET PIT
Total/NA	Analysis	SM 2540C Instrument ID: NOEQUIP		1	100 mL	100 mL	417614	11/08/22 15:54	LWM	EET PIT
Total/NA	Prep	PrecSep-21			1004.60 mL	1.0 g	589592	11/10/22 08:58	BMP	EET SL
Total/NA	Analysis	9315 Instrument ID: GFPCRED		1			592179	12/04/22 15:25	FLC	EET SL
Total/NA	Prep	PrecSep_0			1004.60 mL	1.0 g	589596	11/10/22 09:44	BMP	EET SL
Total/NA	Analysis	9320 Instrument ID: GFPCPURPLE		1			592074	12/02/22 11:27	FLC	EET SL
Total/NA	Analysis	Ra226_Ra228 Instrument ID: NOEQUIP		1			592597	12/06/22 14:48	MLK	EET SL

Client Sample ID: PZ-1

Lab Sample ID: 180-147495-12

Date Collected: 11/04/22 07:15

Matrix: Water

Date Received: 11/05/22 09:20

Prep Type	Batch Type	Batch Method	Run	Dil Factor	Initial Amount	Final Amount	Batch Number	Prepared or Analyzed	Analyst	Lab
Total/NA	Analysis	EPA 9056A Instrument ID: CHIC2100A		1			417405	11/07/22 02:05	SNL	EET PIT
Total/NA	Analysis	EPA 9056A Instrument ID: CHIC2100A		5			417405	11/07/22 02:19	SNL	EET PIT
Total Recoverable	Prep	3005A			50 mL	50 mL	551380	11/10/22 12:00	SHB	EET CAN
Total Recoverable	Analysis	6020A Instrument ID: I14		1			551799	11/12/22 01:21	AJC	EET CAN
Total Recoverable	Prep	3005A			50 mL	50 mL	551380	11/10/22 12:00	SHB	EET CAN
Total Recoverable	Analysis	6020A Instrument ID: I14		100			552197	11/15/22 13:16	AJC	EET CAN
Total/NA	Prep	7470A			50 mL	50 mL	551383	11/10/22 12:00	SHB	EET CAN
Total/NA	Analysis	7470A Instrument ID: H2		1			551627	11/11/22 18:28	DSH	EET CAN
Total/NA	Analysis	EPA 9040C Instrument ID: PHTITRATOR		1			417540	11/07/22 14:16	MAM	EET PIT
Total/NA	Analysis	SM 2540C Instrument ID: NOEQUIP		1	25 mL	100 mL	417619	11/08/22 17:01	LWM	EET PIT
Total/NA	Prep	PrecSep-21			261.81 mL	1.0 g	589592	11/10/22 08:58	BMP	EET SL
Total/NA	Analysis	9315 Instrument ID: GFPCRED		1			592179	12/04/22 15:25	FLC	EET SL
Total/NA	Prep	PrecSep_0			261.81 mL	1.0 g	589596	11/10/22 09:44	BMP	EET SL
Total/NA	Analysis	9320 Instrument ID: GFPCPURPLE		1			592074	12/02/22 11:27	FLC	EET SL
Total/NA	Analysis	Ra226_Ra228 Instrument ID: NOEQUIP		1			592597	12/06/22 14:48	MLK	EET SL

Lab Chronicle

Client: Haley & Aldrich, Inc.
 Project/Site: CCR Groundwater Monitoring

Job ID: 180-147495-1

Client Sample ID: PZ-2

Lab Sample ID: 180-147495-13

Date Collected: 11/04/22 07:40

Matrix: Water

Date Received: 11/05/22 09:20

Prep Type	Batch Type	Batch Method	Run	Dil Factor	Initial Amount	Final Amount	Batch Number	Prepared or Analyzed	Analyst	Lab
Total/NA	Analysis	EPA 9056A		1			417437	11/08/22 03:13	SNL	EET PIT
Instrument ID: CHIC2100A										
Total Recoverable	Prep	3005A			50 mL	50 mL	551380	11/10/22 12:00	SHB	EET CAN
Total Recoverable	Analysis	6020A		1			551799	11/12/22 01:24	AJC	EET CAN
Instrument ID: I14										
Total Recoverable	Prep	3005A			50 mL	50 mL	551380	11/10/22 12:00	SHB	EET CAN
Total Recoverable	Analysis	6020A		1			552197	11/15/22 13:19	AJC	EET CAN
Instrument ID: I14										
Total/NA	Prep	7470A			50 mL	50 mL	551383	11/10/22 12:00	SHB	EET CAN
Total/NA	Analysis	7470A		1			551627	11/11/22 18:31	DSH	EET CAN
Instrument ID: H2										
Total/NA	Analysis	EPA 9040C		1			417540	11/07/22 14:28	MAM	EET PIT
Instrument ID: PHTITRATOR										
Total/NA	Analysis	SM 2540C		1	100 mL	100 mL	417614	11/08/22 15:54	LWM	EET PIT
Instrument ID: NOEQUIP										
Total/NA	Prep	PrecSep-21			992.36 mL	1.0 g	589592	11/10/22 08:58	BMP	EET SL
Total/NA	Analysis	9315		1			592179	12/04/22 15:25	FLC	EET SL
Instrument ID: GFPCRED										
Total/NA	Prep	PrecSep_0			992.36 mL	1.0 g	589596	11/10/22 09:44	BMP	EET SL
Total/NA	Analysis	9320		1			592074	12/02/22 11:27	FLC	EET SL
Instrument ID: GFPCPURPLE										
Total/NA	Analysis	Ra226_Ra228		1			592597	12/06/22 14:48	MLK	EET SL
Instrument ID: NOEQUIP										

Client Sample ID: MH-2

Lab Sample ID: 180-147495-14

Date Collected: 11/04/22 08:05

Matrix: Water

Date Received: 11/05/22 09:20

Prep Type	Batch Type	Batch Method	Run	Dil Factor	Initial Amount	Final Amount	Batch Number	Prepared or Analyzed	Analyst	Lab
Total/NA	Analysis	EPA 9056A		1			417405	11/07/22 02:33	SNL	EET PIT
Instrument ID: CHIC2100A										
Total/NA	Analysis	EPA 9056A		5			417405	11/07/22 02:47	SNL	EET PIT
Instrument ID: CHIC2100A										
Total Recoverable	Prep	3005A			50 mL	50 mL	551380	11/10/22 12:00	SHB	EET CAN
Total Recoverable	Analysis	6020A		1			551799	11/12/22 01:26	AJC	EET CAN
Instrument ID: I14										
Total Recoverable	Prep	3005A			50 mL	50 mL	551380	11/10/22 12:00	SHB	EET CAN
Total Recoverable	Analysis	6020A		50			552197	11/15/22 13:21	AJC	EET CAN
Instrument ID: I14										
Total/NA	Prep	7470A			50 mL	50 mL	551383	11/10/22 12:00	SHB	EET CAN
Total/NA	Analysis	7470A		1			551627	11/11/22 18:33	DSH	EET CAN
Instrument ID: H2										
Total/NA	Analysis	EPA 9040C		1			417540	11/07/22 14:31	MAM	EET PIT
Instrument ID: PHTITRATOR										

Eurofins Pittsburgh

Lab Chronicle

Client: Haley & Aldrich, Inc.
Project/Site: CCR Groundwater Monitoring

Job ID: 180-147495-1

Client Sample ID: MH-2
Date Collected: 11/04/22 08:05
Date Received: 11/05/22 09:20

Lab Sample ID: 180-147495-14
Matrix: Water

Prep Type	Batch Type	Batch Method	Run	Dil Factor	Initial Amount	Final Amount	Batch Number	Prepared or Analyzed	Analyst	Lab
Total/NA	Analysis	SM 2540C		1	25 mL	100 mL	417614	11/08/22 15:54	LWM	EET PIT
Total/NA	Prep	PrecSep-21			993.23 mL	1.0 g	589592	11/10/22 08:58	BMP	EET SL
Total/NA	Analysis	9315		1			592179	12/04/22 15:25	FLC	EET SL
Instrument ID: GFPCRED										
Total/NA	Prep	PrecSep_0			993.23 mL	1.0 g	589596	11/10/22 09:44	BMP	EET SL
Total/NA	Analysis	9320		1			592074	12/02/22 11:27	FLC	EET SL
Instrument ID: GFPCPURPLE										
Total/NA	Analysis	Ra226_Ra228		1			592597	12/06/22 14:48	MLK	EET SL
Instrument ID: NOEQUIP										

Client Sample ID: MH-1
Date Collected: 11/04/22 08:30
Date Received: 11/05/22 09:20

Lab Sample ID: 180-147495-15
Matrix: Water

Prep Type	Batch Type	Batch Method	Run	Dil Factor	Initial Amount	Final Amount	Batch Number	Prepared or Analyzed	Analyst	Lab
Total/NA	Analysis	EPA 9056A		1			417437	11/08/22 01:22	SNL	EET PIT
Instrument ID: CHIC2100A										
Total/NA	Analysis	EPA 9056A		5			417437	11/08/22 01:36	SNL	EET PIT
Instrument ID: CHIC2100A										
Total Recoverable	Prep	3005A			50 mL	50 mL	551380	11/10/22 12:00	SHB	EET CAN
Total Recoverable	Analysis	6020A		1			551799	11/12/22 01:34	AJC	EET CAN
Instrument ID: I14										
Total Recoverable	Prep	3005A			50 mL	50 mL	551380	11/10/22 12:00	SHB	EET CAN
Total Recoverable	Analysis	6020A		100			552197	11/15/22 13:24	AJC	EET CAN
Instrument ID: I14										
Total/NA	Prep	7470A			50 mL	50 mL	551383	11/10/22 12:00	SHB	EET CAN
Total/NA	Analysis	7470A		1			551627	11/11/22 18:39	DSH	EET CAN
Instrument ID: H2										
Total/NA	Analysis	EPA 9040C		1			417540	11/07/22 14:37	MAM	EET PIT
Instrument ID: PHTITRATOR										
Total/NA	Analysis	SM 2540C		1	25 mL	100 mL	417614	11/08/22 15:54	LWM	EET PIT
Instrument ID: NOEQUIP										
Total/NA	Prep	PrecSep-21			995.00 mL	1.0 g	589592	11/10/22 08:58	BMP	EET SL
Total/NA	Analysis	9315		1			592179	12/04/22 15:25	FLC	EET SL
Instrument ID: GFPCRED										
Total/NA	Prep	PrecSep_0			995.00 mL	1.0 g	589596	11/10/22 09:44	BMP	EET SL
Total/NA	Analysis	9320		1			592074	12/02/22 11:28	FLC	EET SL
Instrument ID: GFPCPURPLE										
Total/NA	Analysis	Ra226_Ra228		1			592597	12/06/22 14:48	MLK	EET SL
Instrument ID: NOEQUIP										

Laboratory References:

EET SL = Eurofins St. Louis, 13715 Rider Trail North, Earth City, MO 63045, TEL (314)298-8566

Eurofins Pittsburgh

Lab Chronicle

Client: Haley & Aldrich, Inc.
Project/Site: CCR Groundwater Monitoring

Job ID: 180-147495-1

Analyst References:

Lab: EET CAN

Batch Type: Prep

SHB = Samuel Banks

Batch Type: Analysis

AJC = Alexander Colosi

DSH = David Heakin

Lab: EET PIT

Batch Type: Analysis

LWM = Leslie McIntire

MAM = Matthew Martin

SNL = Sean Lordo

Lab: EET SL

Batch Type: Prep

BMP = Bailey Pinette

Batch Type: Analysis

FLC = Fernando Cruz

MLK = Micha Korrinhizer



Client Sample Results

Client: Haley & Aldrich, Inc.
 Project/Site: CCR Groundwater Monitoring

Job ID: 180-147495-1

Client Sample ID: CCR-AP-1R

Lab Sample ID: 180-147495-1

Date Collected: 11/02/22 12:50

Matrix: Water

Date Received: 11/05/22 09:20

Method: SW846 EPA 9056A - Anions, Ion Chromatography

Analyte	Result	Qualifier	RL	MDL	Unit	D	Prepared	Analyzed	Dil Fac
Chloride	130		2.5	1.8	mg/L			11/08/22 18:46	2.5
Fluoride	0.44		0.25	0.065	mg/L			11/08/22 18:46	2.5
Sulfate	670		2.5	1.9	mg/L			11/08/22 18:46	2.5

Method: SW846 6020A - Metals (ICP/MS) - Total Recoverable

Analyte	Result	Qualifier	RL	MDL	Unit	D	Prepared	Analyzed	Dil Fac
Antimony	0.00070	J	0.0020	0.00057	mg/L		11/10/22 12:00	11/12/22 00:51	1
Arsenic	ND		0.0050	0.00075	mg/L		11/10/22 12:00	11/12/22 00:51	1
Barium	0.047		0.0050	0.0022	mg/L		11/10/22 12:00	11/12/22 00:51	1
Beryllium	ND		0.0010	0.00062	mg/L		11/10/22 12:00	11/12/22 00:51	1
Boron	2.8		0.20	0.16	mg/L		11/10/22 12:00	11/15/22 12:47	10
Cadmium	ND		0.0010	0.00020	mg/L		11/10/22 12:00	11/12/22 00:51	1
Calcium	130		1.0	0.58	mg/L		11/10/22 12:00	11/12/22 00:51	1
Chromium	ND		0.0050	0.0025	mg/L		11/10/22 12:00	11/12/22 00:51	1
Cobalt	0.00041	J	0.0010	0.00019	mg/L		11/10/22 12:00	11/12/22 00:51	1
Lead	ND		0.0010	0.00045	mg/L		11/10/22 12:00	11/12/22 00:51	1
Lithium	0.0029	J	0.0080	0.0017	mg/L		11/10/22 12:00	11/12/22 00:51	1
Molybdenum	0.0049	J	0.0050	0.0011	mg/L		11/10/22 12:00	11/12/22 00:51	1
Selenium	ND	^+	0.0050	0.00089	mg/L		11/10/22 12:00	11/12/22 00:51	1
Thallium	0.00054	J	0.0010	0.00020	mg/L		11/10/22 12:00	11/12/22 00:51	1

Method: SW846 7470A - Mercury (CVAA)

Analyte	Result	Qualifier	RL	MDL	Unit	D	Prepared	Analyzed	Dil Fac
Mercury	ND		0.00020	0.00013	mg/L		11/10/22 12:00	11/11/22 18:03	1

General Chemistry

Analyte	Result	Qualifier	RL	MDL	Unit	D	Prepared	Analyzed	Dil Fac
Total Dissolved Solids (SM 2540C)	1800		20	20	mg/L			11/08/22 17:01	1
Analyte	Result	Qualifier	RL	RL	Unit	D	Prepared	Analyzed	Dil Fac
pH (SW846 EPA 9040C)	7.5	HF	0.1	0.1	SU			11/07/22 12:56	1

Method: SW846 9315 - Radium-226 (GFPC)

Analyte	Result	Qualifier	Count Uncert. (2σ+/-)	Total Uncert. (2σ+/-)	RL	MDC	Unit	Prepared	Analyzed	Dil Fac
Radium-226	0.338		0.160	0.163	1.00	0.189	pCi/L	11/10/22 08:58	12/04/22 15:23	1
Carrier	%Yield	Qualifier	Limits					Prepared	Analyzed	Dil Fac
Ba Carrier	90.3		40 - 110					11/10/22 08:58	12/04/22 15:23	1

Method: SW846 9320 - Radium-228 (GFPC)

Analyte	Result	Qualifier	Count Uncert. (2σ+/-)	Total Uncert. (2σ+/-)	RL	MDC	Unit	Prepared	Analyzed	Dil Fac
Radium-228	0.568		0.346	0.349	1.00	0.498	pCi/L	11/10/22 09:44	12/02/22 11:32	1
Carrier	%Yield	Qualifier	Limits					Prepared	Analyzed	Dil Fac
Ba Carrier	90.3		40 - 110					11/10/22 09:44	12/02/22 11:32	1
Y Carrier	85.2		40 - 110					11/10/22 09:44	12/02/22 11:32	1

Eurofins Pittsburgh

Client Sample Results

Client: Haley & Aldrich, Inc.
 Project/Site: CCR Groundwater Monitoring

Job ID: 180-147495-1

Client Sample ID: CCR-AP-1R

Lab Sample ID: 180-147495-1

Date Collected: 11/02/22 12:50

Matrix: Water

Date Received: 11/05/22 09:20

Method: TAL-STL Ra226_Ra228 - Combined Radium-226 and Radium-228

Analyte	Result	Qualifier	Count Uncert. (2σ+/-)	Total Uncert. (2σ+/-)	RL	MDC	Unit	Prepared	Analyzed	Dil Fac
Combined Radium 226 + 228	0.906		0.381	0.385	5.00	0.498	pCi/L		12/06/22 13:57	1

Client Sample ID: CCR-AP-4R

Lab Sample ID: 180-147495-2

Date Collected: 11/02/22 13:45

Matrix: Water

Date Received: 11/05/22 09:20

Method: SW846 EPA 9056A - Anions, Ion Chromatography

Analyte	Result	Qualifier	RL	MDL	Unit	D	Prepared	Analyzed	Dil Fac
Chloride	7.0		1.0	0.71	mg/L			11/08/22 19:00	1
Fluoride	0.35		0.10	0.026	mg/L			11/08/22 19:00	1
Sulfate	61		1.0	0.76	mg/L			11/08/22 19:00	1

Method: SW846 6020A - Metals (ICP/MS) - Total Recoverable

Analyte	Result	Qualifier	RL	MDL	Unit	D	Prepared	Analyzed	Dil Fac
Antimony	ND		0.0020	0.00057	mg/L		11/10/22 12:00	11/12/22 00:53	1
Arsenic	ND		0.0050	0.00075	mg/L		11/10/22 12:00	11/12/22 00:53	1
Barium	0.046		0.0050	0.0022	mg/L		11/10/22 12:00	11/12/22 00:53	1
Beryllium	ND		0.0010	0.00062	mg/L		11/10/22 12:00	11/12/22 00:53	1
Boron	0.077		0.020	0.016	mg/L		11/10/22 12:00	11/15/22 12:49	1
Cadmium	ND		0.0010	0.00020	mg/L		11/10/22 12:00	11/12/22 00:53	1
Calcium	110		1.0	0.58	mg/L		11/10/22 12:00	11/12/22 00:53	1
Chromium	ND		0.0050	0.0025	mg/L		11/10/22 12:00	11/12/22 00:53	1
Cobalt	ND		0.0010	0.00019	mg/L		11/10/22 12:00	11/12/22 00:53	1
Lead	ND		0.0010	0.00045	mg/L		11/10/22 12:00	11/12/22 00:53	1
Lithium	ND		0.0080	0.0017	mg/L		11/10/22 12:00	11/12/22 00:53	1
Molybdenum	0.0014	J	0.0050	0.0011	mg/L		11/10/22 12:00	11/12/22 00:53	1
Selenium	ND	^+	0.0050	0.00089	mg/L		11/10/22 12:00	11/12/22 00:53	1
Thallium	0.00020	J	0.0010	0.00020	mg/L		11/10/22 12:00	11/12/22 00:53	1

Method: SW846 7470A - Mercury (CVAA)

Analyte	Result	Qualifier	RL	MDL	Unit	D	Prepared	Analyzed	Dil Fac
Mercury	ND		0.00020	0.00013	mg/L		11/10/22 12:00	11/11/22 18:05	1

General Chemistry

Analyte	Result	Qualifier	RL	MDL	Unit	D	Prepared	Analyzed	Dil Fac
Total Dissolved Solids (SM 2540C)	590		10	10	mg/L			11/08/22 17:01	1

Analyte	Result	Qualifier	RL	RL	Unit	D	Prepared	Analyzed	Dil Fac
pH (SW846 EPA 9040C)	7.5	HF	0.1	0.1	SU			11/07/22 13:02	1

Method: SW846 9315 - Radium-226 (GFPC)

Analyte	Result	Qualifier	Count Uncert. (2σ+/-)	Total Uncert. (2σ+/-)	RL	MDC	Unit	Prepared	Analyzed	Dil Fac
Radium-226	0.0980	U	0.138	0.138	1.00	0.233	pCi/L	11/10/22 08:58	12/04/22 15:23	1

Carrier	%Yield	Qualifier	Limits	Prepared	Analyzed	Dil Fac
Ba Carrier	83.6		40 - 110	11/10/22 08:58	12/04/22 15:23	1

Eurofins Pittsburgh

Client Sample Results

Client: Haley & Aldrich, Inc.
 Project/Site: CCR Groundwater Monitoring

Job ID: 180-147495-1

Client Sample ID: CCR-AP-4R

Lab Sample ID: 180-147495-2

Date Collected: 11/02/22 13:45

Matrix: Water

Date Received: 11/05/22 09:20

Method: SW846 9320 - Radium-228 (GFPC)

Analyte	Result	Qualifier	Count Uncert. (2σ+/-)	Total Uncert. (2σ+/-)	RL	MDC	Unit	Prepared	Analyzed	Dil Fac
Radium-228	0.0787	U	0.281	0.281	1.00	0.513	pCi/L	11/10/22 09:44	12/02/22 11:32	1
Carrier	%Yield	Qualifier	Limits					Prepared	Analyzed	Dil Fac
Ba Carrier	83.6		40 - 110					11/10/22 09:44	12/02/22 11:32	1
Y Carrier	83.0		40 - 110					11/10/22 09:44	12/02/22 11:32	1

Method: TAL-STL Ra226_Ra228 - Combined Radium-226 and Radium-228

Analyte	Result	Qualifier	Count Uncert. (2σ+/-)	Total Uncert. (2σ+/-)	RL	MDC	Unit	Prepared	Analyzed	Dil Fac
Combined Radium 226 + 228	0.177	U	0.313	0.313	5.00	0.513	pCi/L		12/06/22 14:48	1

Client Sample ID: CCR-AP-10

Lab Sample ID: 180-147495-3

Date Collected: 11/02/22 14:45

Matrix: Water

Date Received: 11/05/22 09:20

Method: SW846 EPA 9056A - Anions, Ion Chromatography

Analyte	Result	Qualifier	RL	MDL	Unit	D	Prepared	Analyzed	Dil Fac
Chloride	90		2.5	1.8	mg/L			11/08/22 19:45	2.5
Fluoride	0.44		0.25	0.065	mg/L			11/08/22 19:45	2.5
Sulfate	1500		2.5	1.9	mg/L			11/08/22 19:45	2.5

Method: SW846 6020A - Metals (ICP/MS) - Total Recoverable

Analyte	Result	Qualifier	RL	MDL	Unit	D	Prepared	Analyzed	Dil Fac
Antimony	ND		0.0020	0.00057	mg/L		11/10/22 12:00	11/12/22 00:56	1
Arsenic	0.0010	J	0.0050	0.00075	mg/L		11/10/22 12:00	11/12/22 00:56	1
Barium	0.018		0.0050	0.0022	mg/L		11/10/22 12:00	11/12/22 00:56	1
Beryllium	ND		0.0010	0.00062	mg/L		11/10/22 12:00	11/12/22 00:56	1
Boron	6.5		1.0	0.80	mg/L		11/10/22 12:00	11/15/22 12:52	50
Cadmium	ND		0.0010	0.00020	mg/L		11/10/22 12:00	11/12/22 00:56	1
Calcium	210		1.0	0.58	mg/L		11/10/22 12:00	11/12/22 00:56	1
Chromium	ND		0.0050	0.0025	mg/L		11/10/22 12:00	11/12/22 00:56	1
Cobalt	0.0012		0.0010	0.00019	mg/L		11/10/22 12:00	11/12/22 00:56	1
Lead	0.0011		0.0010	0.00045	mg/L		11/10/22 12:00	11/12/22 00:56	1
Lithium	0.0026	J	0.0080	0.0017	mg/L		11/10/22 12:00	11/12/22 00:56	1
Molybdenum	0.0021	J	0.0050	0.0011	mg/L		11/10/22 12:00	11/12/22 00:56	1
Selenium	0.031	^+	0.0050	0.00089	mg/L		11/10/22 12:00	11/12/22 00:56	1
Thallium	ND		0.0010	0.00020	mg/L		11/10/22 12:00	11/12/22 00:56	1

Method: SW846 7470A - Mercury (CVAA)

Analyte	Result	Qualifier	RL	MDL	Unit	D	Prepared	Analyzed	Dil Fac
Mercury	ND		0.00020	0.00013	mg/L		11/10/22 12:00	11/11/22 18:07	1

General Chemistry

Analyte	Result	Qualifier	RL	MDL	Unit	D	Prepared	Analyzed	Dil Fac
Total Dissolved Solids (SM 2540C)	2800		20	20	mg/L			11/08/22 17:01	1
Analyte	Result	Qualifier	RL	RL	Unit	D	Prepared	Analyzed	Dil Fac
pH (SW846 EPA 9040C)	7.6	HF	0.1	0.1	SU			11/07/22 13:39	1

Eurofins Pittsburgh

Client Sample Results

Client: Haley & Aldrich, Inc.
Project/Site: CCR Groundwater Monitoring

Job ID: 180-147495-1

Client Sample ID: CCR-AP-10

Lab Sample ID: 180-147495-3

Date Collected: 11/02/22 14:45

Matrix: Water

Date Received: 11/05/22 09:20

Method: SW846 9315 - Radium-226 (GFPC)

Analyte	Result	Qualifier	Count Uncert. (2σ+/-)	Total Uncert. (2σ+/-)	RL	MDC	Unit	Prepared	Analyzed	Dil Fac
Radium-226	0.264	U	0.188	0.189	1.00	0.272	pCi/L	11/10/22 08:58	12/04/22 15:23	1
Carrier	%Yield	Qualifier	Limits					Prepared	Analyzed	Dil Fac
Ba Carrier	89.6		40 - 110					11/10/22 08:58	12/04/22 15:23	1

Method: SW846 9320 - Radium-228 (GFPC)

Analyte	Result	Qualifier	Count Uncert. (2σ+/-)	Total Uncert. (2σ+/-)	RL	MDC	Unit	Prepared	Analyzed	Dil Fac
Radium-228	1.04		0.492	0.501	1.00	0.659	pCi/L	11/10/22 09:44	12/02/22 11:32	1
Carrier	%Yield	Qualifier	Limits					Prepared	Analyzed	Dil Fac
Ba Carrier	89.6		40 - 110					11/10/22 09:44	12/02/22 11:32	1
Y Carrier	86.4		40 - 110					11/10/22 09:44	12/02/22 11:32	1

Method: TAL-STL Ra226_Ra228 - Combined Radium-226 and Radium-228

Analyte	Result	Qualifier	Count Uncert. (2σ+/-)	Total Uncert. (2σ+/-)	RL	MDC	Unit	Prepared	Analyzed	Dil Fac
Combined Radium 226 + 228	1.31		0.527	0.535	5.00	0.659	pCi/L		12/06/22 14:48	1

Client Sample ID: CCR-AP-11

Lab Sample ID: 180-147495-4

Date Collected: 11/03/22 09:15

Matrix: Water

Date Received: 11/05/22 09:20

Method: SW846 EPA 9056A - Anions, Ion Chromatography

Analyte	Result	Qualifier	RL	MDL	Unit	D	Prepared	Analyzed	Dil Fac
Chloride	37		1.0	0.71	mg/L			11/07/22 00:42	1
Fluoride	0.18		0.10	0.026	mg/L			11/07/22 00:42	1
Sulfate	88	^2	1.0	0.76	mg/L			11/07/22 00:42	1

Method: SW846 6020A - Metals (ICP/MS) - Total Recoverable

Analyte	Result	Qualifier	RL	MDL	Unit	D	Prepared	Analyzed	Dil Fac
Antimony	ND		0.0020	0.00057	mg/L		11/10/22 12:00	11/12/22 01:03	1
Arsenic	0.0020	J	0.0050	0.00075	mg/L		11/10/22 12:00	11/12/22 01:03	1
Barium	0.061		0.0050	0.0022	mg/L		11/10/22 12:00	11/12/22 01:03	1
Beryllium	ND	^+	0.0010	0.00062	mg/L		11/10/22 12:00	11/12/22 01:03	1
Boron	0.19		0.020	0.016	mg/L		11/10/22 12:00	11/15/22 12:54	1
Cadmium	ND		0.0010	0.00020	mg/L		11/10/22 12:00	11/12/22 01:03	1
Calcium	100		1.0	0.58	mg/L		11/10/22 12:00	11/12/22 01:03	1
Chromium	0.0032	J	0.0050	0.0025	mg/L		11/10/22 12:00	11/12/22 01:03	1
Cobalt	0.0011	^-	0.0010	0.00019	mg/L		11/10/22 12:00	11/12/22 01:03	1
Lead	0.0020		0.0010	0.00045	mg/L		11/10/22 12:00	11/12/22 01:03	1
Lithium	0.0067	J	0.0080	0.0017	mg/L		11/10/22 12:00	11/12/22 01:03	1
Molybdenum	ND		0.0050	0.0011	mg/L		11/10/22 12:00	11/12/22 01:03	1
Selenium	0.0036	J ^+	0.0050	0.00089	mg/L		11/10/22 12:00	11/12/22 01:03	1
Thallium	ND		0.0010	0.00020	mg/L		11/10/22 12:00	11/12/22 01:03	1

Eurofins Pittsburgh

Client Sample Results

Client: Haley & Aldrich, Inc.
 Project/Site: CCR Groundwater Monitoring

Job ID: 180-147495-1

Client Sample ID: CCR-AP-11

Lab Sample ID: 180-147495-4

Date Collected: 11/03/22 09:15

Matrix: Water

Date Received: 11/05/22 09:20

Method: SW846 7470A - Mercury (CVAA)

Analyte	Result	Qualifier	RL	MDL	Unit	D	Prepared	Analyzed	Dil Fac
Mercury	ND		0.00020	0.00013	mg/L		11/10/22 12:00	11/11/22 18:14	1

General Chemistry

Analyte	Result	Qualifier	RL	MDL	Unit	D	Prepared	Analyzed	Dil Fac
Total Dissolved Solids (SM 2540C)	570		10	10	mg/L			11/08/22 17:01	1

Analyte	Result	Qualifier	RL	RL	Unit	D	Prepared	Analyzed	Dil Fac
pH (SW846 EPA 9040C)	7.4	HF	0.1	0.1	SU			11/07/22 13:27	1

Method: SW846 9315 - Radium-226 (GFPC)

Analyte	Result	Qualifier	Count Uncert. (2σ+/-)	Total Uncert. (2σ+/-)	RL	MDC	Unit	Prepared	Analyzed	Dil Fac
Radium-226	0.151	U	0.243	0.243	1.00	0.422	pCi/L	11/10/22 08:58	12/04/22 15:23	1

Carrier	%Yield	Qualifier	Limits	Prepared	Analyzed	Dil Fac
Ba Carrier	75.1		40 - 110	11/10/22 08:58	12/04/22 15:23	1

Method: SW846 9320 - Radium-228 (GFPC)

Analyte	Result	Qualifier	Count Uncert. (2σ+/-)	Total Uncert. (2σ+/-)	RL	MDC	Unit	Prepared	Analyzed	Dil Fac
Radium-228	1.07	U G	0.749	0.756	1.00	1.11	pCi/L	11/10/22 09:44	12/02/22 11:20	1

Carrier	%Yield	Qualifier	Limits	Prepared	Analyzed	Dil Fac
Ba Carrier	75.1		40 - 110	11/10/22 09:44	12/02/22 11:20	1
Y Carrier	84.5		40 - 110	11/10/22 09:44	12/02/22 11:20	1

Method: TAL-STL Ra226_Ra228 - Combined Radium-226 and Radium-228

Analyte	Result	Qualifier	Count Uncert. (2σ+/-)	Total Uncert. (2σ+/-)	RL	MDC	Unit	Prepared	Analyzed	Dil Fac
Combined Radium 226 + 228	1.22		0.787	0.794	5.00	1.11	pCi/L		12/06/22 14:48	1

Client Sample ID: CCR-AP-9

Lab Sample ID: 180-147495-5

Date Collected: 11/03/22 10:40

Matrix: Water

Date Received: 11/05/22 09:20

Method: SW846 EPA 9056A - Anions, Ion Chromatography

Analyte	Result	Qualifier	RL	MDL	Unit	D	Prepared	Analyzed	Dil Fac
Chloride	790		1.0	0.71	mg/L			11/06/22 23:46	1
Fluoride	0.42		0.10	0.026	mg/L			11/08/22 00:54	1
Sulfate	4300		10	7.6	mg/L			11/08/22 01:08	10

Method: SW846 6020A - Metals (ICP/MS) - Total Recoverable

Analyte	Result	Qualifier	RL	MDL	Unit	D	Prepared	Analyzed	Dil Fac
Antimony	ND		0.0020	0.00057	mg/L		11/10/22 12:00	11/12/22 01:06	1
Arsenic	0.015		0.0050	0.00075	mg/L		11/10/22 12:00	11/12/22 01:06	1
Barium	0.083		0.0050	0.0022	mg/L		11/10/22 12:00	11/12/22 01:06	1
Beryllium	ND	^+	0.0010	0.00062	mg/L		11/10/22 12:00	11/12/22 01:06	1
Boron	7.4		1.0	0.80	mg/L		11/10/22 12:00	11/15/22 12:57	50
Cadmium	ND		0.0010	0.00020	mg/L		11/10/22 12:00	11/12/22 01:06	1

Eurofins Pittsburgh

Client Sample Results

Client: Haley & Aldrich, Inc.
 Project/Site: CCR Groundwater Monitoring

Job ID: 180-147495-1

Client Sample ID: CCR-AP-9

Lab Sample ID: 180-147495-5

Date Collected: 11/03/22 10:40

Matrix: Water

Date Received: 11/05/22 09:20

Method: SW846 6020A - Metals (ICP/MS) - Total Recoverable (Continued)

Analyte	Result	Qualifier	RL	MDL	Unit	D	Prepared	Analyzed	Dil Fac
Calcium	420		1.0	0.58	mg/L		11/10/22 12:00	11/12/22 01:06	1
Chromium	ND		0.0050	0.0025	mg/L		11/10/22 12:00	11/12/22 01:06	1
Cobalt	0.00035	J ^-	0.0010	0.00019	mg/L		11/10/22 12:00	11/12/22 01:06	1
Lead	ND		0.0010	0.00045	mg/L		11/10/22 12:00	11/12/22 01:06	1
Lithium	0.031		0.0080	0.0017	mg/L		11/10/22 12:00	11/12/22 01:06	1
Molybdenum	0.0096		0.0050	0.0011	mg/L		11/10/22 12:00	11/12/22 01:06	1
Selenium	0.0011	J ^+	0.0050	0.00089	mg/L		11/10/22 12:00	11/12/22 01:06	1
Thallium	ND		0.0010	0.00020	mg/L		11/10/22 12:00	11/12/22 01:06	1

Method: SW846 7470A - Mercury (CVAA)

Analyte	Result	Qualifier	RL	MDL	Unit	D	Prepared	Analyzed	Dil Fac
Mercury	ND		0.00020	0.00013	mg/L		11/10/22 12:00	11/11/22 18:16	1

General Chemistry

Analyte	Result	Qualifier	RL	MDL	Unit	D	Prepared	Analyzed	Dil Fac
Total Dissolved Solids (SM 2540C)	7200		67	67	mg/L			11/08/22 17:01	1
Analyte	Result	Qualifier	RL	RL	Unit	D	Prepared	Analyzed	Dil Fac
pH (SW846 EPA 9040C)	7.1	HF	0.1	0.1	SU			11/07/22 13:33	1

Method: SW846 9315 - Radium-226 (GFPC)

Analyte	Result	Qualifier	Count Uncert. (2σ+/-)	Total Uncert. (2σ+/-)	RL	MDC	Unit	Prepared	Analyzed	Dil Fac
Radium-226	0.259	U	0.211	0.212	1.00	0.318	pCi/L	11/10/22 08:58	12/04/22 15:23	1
Carrier	%Yield	Qualifier	Limits					Prepared	Analyzed	Dil Fac
Ba Carrier	85.3		40 - 110					11/10/22 08:58	12/04/22 15:23	1

Method: SW846 9320 - Radium-228 (GFPC)

Analyte	Result	Qualifier	Count Uncert. (2σ+/-)	Total Uncert. (2σ+/-)	RL	MDC	Unit	Prepared	Analyzed	Dil Fac
Radium-228	1.04		0.539	0.547	1.00	0.750	pCi/L	11/10/22 09:44	12/02/22 11:20	1
Carrier	%Yield	Qualifier	Limits					Prepared	Analyzed	Dil Fac
Ba Carrier	85.3		40 - 110					11/10/22 09:44	12/02/22 11:20	1
Y Carrier	85.2		40 - 110					11/10/22 09:44	12/02/22 11:20	1

Method: TAL-STL Ra226_Ra228 - Combined Radium-226 and Radium-228

Analyte	Result	Qualifier	Count Uncert. (2σ+/-)	Total Uncert. (2σ+/-)	RL	MDC	Unit	Prepared	Analyzed	Dil Fac
Combined Radium 226 + 228	1.30		0.579	0.587	5.00	0.750	pCi/L		12/06/22 14:48	1

Client Sample ID: CCR-AP-8

Lab Sample ID: 180-147495-6

Date Collected: 11/03/22 11:25

Matrix: Water

Date Received: 11/05/22 09:20

Method: SW846 EPA 9056A - Anions, Ion Chromatography

Analyte	Result	Qualifier	RL	MDL	Unit	D	Prepared	Analyzed	Dil Fac
Chloride	97		2.5	1.8	mg/L			11/08/22 01:50	2.5

Eurofins Pittsburgh

Client Sample Results

Client: Haley & Aldrich, Inc.
Project/Site: CCR Groundwater Monitoring

Job ID: 180-147495-1

Client Sample ID: CCR-AP-8

Lab Sample ID: 180-147495-6

Date Collected: 11/03/22 11:25

Matrix: Water

Date Received: 11/05/22 09:20

Method: SW846 EPA 9056A - Anions, Ion Chromatography (Continued)

Analyte	Result	Qualifier	RL	MDL	Unit	D	Prepared	Analyzed	Dil Fac
Fluoride	0.26		0.25	0.065	mg/L			11/08/22 01:50	2.5
Sulfate	790		2.5	1.9	mg/L			11/08/22 01:50	2.5

Method: SW846 6020A - Metals (ICP/MS) - Total Recoverable

Analyte	Result	Qualifier	RL	MDL	Unit	D	Prepared	Analyzed	Dil Fac
Antimony	ND		0.0020	0.00057	mg/L		11/10/22 12:00	11/12/22 00:39	1
Arsenic	0.0010	J	0.0050	0.00075	mg/L		11/10/22 12:00	11/12/22 00:39	1
Barium	0.051		0.0050	0.0022	mg/L		11/10/22 12:00	11/12/22 00:39	1
Beryllium	ND		0.0010	0.00062	mg/L		11/10/22 12:00	11/12/22 00:39	1
Boron	0.85		0.20	0.16	mg/L		11/10/22 12:00	11/15/22 12:25	10
Cadmium	ND		0.0010	0.00020	mg/L		11/10/22 12:00	11/12/22 00:39	1
Calcium	260		1.0	0.58	mg/L		11/10/22 12:00	11/12/22 00:39	1
Chromium	ND		0.0050	0.0025	mg/L		11/10/22 12:00	11/12/22 00:39	1
Cobalt	0.0019		0.0010	0.00019	mg/L		11/10/22 12:00	11/12/22 00:39	1
Lead	ND		0.0010	0.00045	mg/L		11/10/22 12:00	11/12/22 00:39	1
Lithium	0.013		0.0080	0.0017	mg/L		11/10/22 12:00	11/12/22 00:39	1
Molybdenum	ND		0.0050	0.0011	mg/L		11/10/22 12:00	11/12/22 00:39	1
Selenium	ND	^+	0.0050	0.00089	mg/L		11/10/22 12:00	11/12/22 00:39	1
Thallium	0.00036	J	0.0010	0.00020	mg/L		11/10/22 12:00	11/12/22 00:39	1

Method: SW846 7470A - Mercury (CVAA)

Analyte	Result	Qualifier	RL	MDL	Unit	D	Prepared	Analyzed	Dil Fac
Mercury	ND	F1	0.00020	0.00013	mg/L		11/10/22 12:00	11/11/22 17:56	1

General Chemistry

Analyte	Result	Qualifier	RL	MDL	Unit	D	Prepared	Analyzed	Dil Fac
Total Dissolved Solids (SM 2540C)	2000		20	20	mg/L			11/08/22 15:54	1
Analyte	Result	Qualifier	RL	RL	Unit	D	Prepared	Analyzed	Dil Fac
pH (SW846 EPA 9040C)	7.1	HF	0.1	0.1	SU			11/07/22 13:15	1

Method: SW846 9315 - Radium-226 (GFPC)

Analyte	Result	Qualifier	Count Uncert. (2σ+/-)	Total Uncert. (2σ+/-)	RL	MDC	Unit	Prepared	Analyzed	Dil Fac
Radium-226	0.112	U	0.143	0.143	1.00	0.237	pCi/L	11/10/22 08:58	12/04/22 15:23	1
Carrier	%Yield	Qualifier	Limits					Prepared	Analyzed	Dil Fac
Ba Carrier	77.1		40 - 110					11/10/22 08:58	12/04/22 15:23	1

Method: SW846 9320 - Radium-228 (GFPC)

Analyte	Result	Qualifier	Count Uncert. (2σ+/-)	Total Uncert. (2σ+/-)	RL	MDC	Unit	Prepared	Analyzed	Dil Fac
Radium-228	0.564	U	0.435	0.438	1.00	0.672	pCi/L	11/10/22 09:44	12/02/22 11:21	1
Carrier	%Yield	Qualifier	Limits					Prepared	Analyzed	Dil Fac
Ba Carrier	77.1		40 - 110					11/10/22 09:44	12/02/22 11:21	1
Y Carrier	84.5		40 - 110					11/10/22 09:44	12/02/22 11:21	1

Eurofins Pittsburgh

Client Sample Results

Client: Haley & Aldrich, Inc.
Project/Site: CCR Groundwater Monitoring

Job ID: 180-147495-1

Client Sample ID: CCR-AP-8

Lab Sample ID: 180-147495-6

Date Collected: 11/03/22 11:25

Matrix: Water

Date Received: 11/05/22 09:20

Method: TAL-STL Ra226_Ra228 - Combined Radium-226 and Radium-228

Analyte	Result	Qualifier	Count Uncert. (2σ+/-)	Total Uncert. (2σ+/-)	RL	MDC	Unit	Prepared	Analyzed	Dil Fac
Combined Radium 226 + 228	0.676		0.458	0.461	5.00	0.672	pCi/L		12/06/22 14:48	1

Client Sample ID: CCR-AP-6

Lab Sample ID: 180-147495-7

Date Collected: 11/03/22 12:25

Matrix: Water

Date Received: 11/05/22 09:20

Method: SW846 EPA 9056A - Anions, Ion Chromatography

Analyte	Result	Qualifier	RL	MDL	Unit	D	Prepared	Analyzed	Dil Fac
Chloride	230		2.5	1.8	mg/L			11/07/22 00:56	2.5
Fluoride	0.22	J	0.25	0.065	mg/L			11/07/22 00:56	2.5
Sulfate	1300	^2	2.5	1.9	mg/L			11/07/22 00:56	2.5

Method: SW846 6020A - Metals (ICP/MS) - Total Recoverable

Analyte	Result	Qualifier	RL	MDL	Unit	D	Prepared	Analyzed	Dil Fac
Antimony	ND		0.0020	0.00057	mg/L		11/10/22 12:00	11/12/22 01:09	1
Arsenic	0.00082	J	0.0050	0.00075	mg/L		11/10/22 12:00	11/12/22 01:09	1
Barium	0.014		0.0050	0.0022	mg/L		11/10/22 12:00	11/12/22 01:09	1
Beryllium	ND	^+	0.0010	0.00062	mg/L		11/10/22 12:00	11/12/22 01:09	1
Boron	6.1		1.0	0.80	mg/L		11/10/22 12:00	11/15/22 12:59	50
Cadmium	ND		0.0010	0.00020	mg/L		11/10/22 12:00	11/12/22 01:09	1
Calcium	210		1.0	0.58	mg/L		11/10/22 12:00	11/12/22 01:09	1
Chromium	ND		0.0050	0.0025	mg/L		11/10/22 12:00	11/12/22 01:09	1
Cobalt	0.0013	^-	0.0010	0.00019	mg/L		11/10/22 12:00	11/12/22 01:09	1
Lead	ND		0.0010	0.00045	mg/L		11/10/22 12:00	11/12/22 01:09	1
Lithium	0.023		0.0080	0.0017	mg/L		11/10/22 12:00	11/12/22 01:09	1
Molybdenum	0.0035	J	0.0050	0.0011	mg/L		11/10/22 12:00	11/12/22 01:09	1
Selenium	ND	^+	0.0050	0.00089	mg/L		11/10/22 12:00	11/12/22 01:09	1
Thallium	ND		0.0010	0.00020	mg/L		11/10/22 12:00	11/12/22 01:09	1

Method: SW846 7470A - Mercury (CVAA)

Analyte	Result	Qualifier	RL	MDL	Unit	D	Prepared	Analyzed	Dil Fac
Mercury	ND		0.00020	0.00013	mg/L		11/10/22 12:00	11/11/22 18:18	1

General Chemistry

Analyte	Result	Qualifier	RL	MDL	Unit	D	Prepared	Analyzed	Dil Fac
Total Dissolved Solids (SM 2540C)	2600		20	20	mg/L			11/08/22 15:54	1
pH (SW846 EPA 9040C)	7.5	HF	0.1	0.1	SU			11/07/22 13:44	1

Method: SW846 9315 - Radium-226 (GFPC)

Analyte	Result	Qualifier	Count Uncert. (2σ+/-)	Total Uncert. (2σ+/-)	RL	MDC	Unit	Prepared	Analyzed	Dil Fac
Radium-226	0.139	U	0.143	0.143	1.00	0.222	pCi/L	11/10/22 08:58	12/04/22 15:24	1
Carrier	%Yield	Qualifier	Limits					Prepared	Analyzed	Dil Fac
Ba Carrier	87.9		40 - 110					11/10/22 08:58	12/04/22 15:24	1

Eurofins Pittsburgh

Client Sample Results

Client: Haley & Aldrich, Inc.
 Project/Site: CCR Groundwater Monitoring

Job ID: 180-147495-1

Client Sample ID: CCR-AP-6

Lab Sample ID: 180-147495-7

Date Collected: 11/03/22 12:25

Matrix: Water

Date Received: 11/05/22 09:20

Method: SW846 9320 - Radium-228 (GFPC)

Analyte	Result	Qualifier	Count Uncert. (2σ+/-)	Total Uncert. (2σ+/-)	RL	MDC	Unit	Prepared	Analyzed	Dil Fac
Radium-228	-0.0303	U	0.382	0.382	1.00	0.726	pCi/L	11/10/22 09:44	12/02/22 11:25	1
Carrier	%Yield	Qualifier	Limits					Prepared	Analyzed	Dil Fac
Ba Carrier	87.9		40 - 110					11/10/22 09:44	12/02/22 11:25	1
Y Carrier	84.5		40 - 110					11/10/22 09:44	12/02/22 11:25	1

Method: TAL-STL Ra226_Ra228 - Combined Radium-226 and Radium-228

Analyte	Result	Qualifier	Count Uncert. (2σ+/-)	Total Uncert. (2σ+/-)	RL	MDC	Unit	Prepared	Analyzed	Dil Fac
Combined Radium 226 + 228	0.109	U	0.408	0.408	5.00	0.726	pCi/L		12/06/22 14:48	1

Client Sample ID: CCR-AP-7

Lab Sample ID: 180-147495-8

Date Collected: 11/03/22 13:35

Matrix: Water

Date Received: 11/05/22 09:20

Method: SW846 EPA 9056A - Anions, Ion Chromatography

Analyte	Result	Qualifier	RL	MDL	Unit	D	Prepared	Analyzed	Dil Fac
Chloride	560		2.5	1.8	mg/L			11/07/22 01:10	2.5
Fluoride	0.21	J	0.25	0.065	mg/L			11/07/22 01:10	2.5
Sulfate	2300	^2	2.5	1.9	mg/L			11/07/22 01:10	2.5

Method: SW846 6020A - Metals (ICP/MS) - Total Recoverable

Analyte	Result	Qualifier	RL	MDL	Unit	D	Prepared	Analyzed	Dil Fac
Antimony	ND		0.0020	0.00057	mg/L		11/10/22 12:00	11/12/22 01:11	1
Arsenic	ND		0.0050	0.00075	mg/L		11/10/22 12:00	11/12/22 01:11	1
Barium	0.029		0.0050	0.0022	mg/L		11/10/22 12:00	11/12/22 01:11	1
Beryllium	ND	^+	0.0010	0.00062	mg/L		11/10/22 12:00	11/12/22 01:11	1
Boron	5.7		1.0	0.80	mg/L		11/10/22 12:00	11/15/22 13:02	50
Cadmium	ND		0.0010	0.00020	mg/L		11/10/22 12:00	11/12/22 01:11	1
Calcium	310		1.0	0.58	mg/L		11/10/22 12:00	11/12/22 01:11	1
Chromium	ND		0.0050	0.0025	mg/L		11/10/22 12:00	11/12/22 01:11	1
Cobalt	0.00034	J ^-	0.0010	0.00019	mg/L		11/10/22 12:00	11/12/22 01:11	1
Lead	ND		0.0010	0.00045	mg/L		11/10/22 12:00	11/12/22 01:11	1
Lithium	0.021		0.0080	0.0017	mg/L		11/10/22 12:00	11/12/22 01:11	1
Molybdenum	ND		0.0050	0.0011	mg/L		11/10/22 12:00	11/12/22 01:11	1
Selenium	ND	^+	0.0050	0.00089	mg/L		11/10/22 12:00	11/12/22 01:11	1
Thallium	ND		0.0010	0.00020	mg/L		11/10/22 12:00	11/12/22 01:11	1

Method: SW846 7470A - Mercury (CVAA)

Analyte	Result	Qualifier	RL	MDL	Unit	D	Prepared	Analyzed	Dil Fac
Mercury	0.00018	J B	0.00020	0.00013	mg/L		11/10/22 12:00	11/11/22 18:20	1

General Chemistry

Analyte	Result	Qualifier	RL	MDL	Unit	D	Prepared	Analyzed	Dil Fac
Total Dissolved Solids (SM 2540C)	4500		40	40	mg/L			11/08/22 15:54	1
Analyte	Result	Qualifier	RL	RL	Unit	D	Prepared	Analyzed	Dil Fac
pH (SW846 EPA 9040C)	7.0	HF	0.1	0.1	SU			11/07/22 13:50	1

Eurofins Pittsburgh

Client Sample Results

Client: Haley & Aldrich, Inc.
 Project/Site: CCR Groundwater Monitoring

Job ID: 180-147495-1

Client Sample ID: CCR-AP-7

Lab Sample ID: 180-147495-8

Date Collected: 11/03/22 13:35

Matrix: Water

Date Received: 11/05/22 09:20

Method: SW846 9315 - Radium-226 (GFPC)

Analyte	Result	Qualifier	Count Uncert. (2σ+/-)	Total Uncert. (2σ+/-)	RL	MDC	Unit	Prepared	Analyzed	Dil Fac
Radium-226	0.195		0.123	0.124	1.00	0.157	pCi/L	11/10/22 08:58	12/04/22 15:24	1
<i>Carrier</i>	<i>%Yield</i>	<i>Qualifier</i>	<i>Limits</i>					<i>Prepared</i>	<i>Analyzed</i>	<i>Dil Fac</i>
Ba Carrier	94.2		40 - 110					11/10/22 08:58	12/04/22 15:24	1

Method: SW846 9320 - Radium-228 (GFPC)

Analyte	Result	Qualifier	Count Uncert. (2σ+/-)	Total Uncert. (2σ+/-)	RL	MDC	Unit	Prepared	Analyzed	Dil Fac
Radium-228	0.0903	U	0.288	0.288	1.00	0.521	pCi/L	11/10/22 09:44	12/02/22 11:25	1
<i>Carrier</i>	<i>%Yield</i>	<i>Qualifier</i>	<i>Limits</i>					<i>Prepared</i>	<i>Analyzed</i>	<i>Dil Fac</i>
Ba Carrier	94.2		40 - 110					11/10/22 09:44	12/02/22 11:25	1
Y Carrier	77.4		40 - 110					11/10/22 09:44	12/02/22 11:25	1

Method: TAL-STL Ra226_Ra228 - Combined Radium-226 and Radium-228

Analyte	Result	Qualifier	Count Uncert. (2σ+/-)	Total Uncert. (2σ+/-)	RL	MDC	Unit	Prepared	Analyzed	Dil Fac
Combined Radium 226 + 228	0.285	U	0.313	0.314	5.00	0.521	pCi/L		12/06/22 14:48	1

Client Sample ID: CCR-AP-5R

Lab Sample ID: 180-147495-9

Date Collected: 11/03/22 14:30

Matrix: Water

Date Received: 11/05/22 09:20

Method: SW846 EPA 9056A - Anions, Ion Chromatography

Analyte	Result	Qualifier	RL	MDL	Unit	D	Prepared	Analyzed	Dil Fac
Chloride	530		2.5	1.8	mg/L			11/07/22 01:24	2.5
Fluoride	0.51		0.25	0.065	mg/L			11/07/22 01:24	2.5
Sulfate	3200		5.0	3.8	mg/L			11/08/22 02:59	5

Method: SW846 6020A - Metals (ICP/MS) - Total Recoverable

Analyte	Result	Qualifier	RL	MDL	Unit	D	Prepared	Analyzed	Dil Fac
Antimony	ND		0.0020	0.00057	mg/L		11/10/22 12:00	11/12/22 01:14	1
Arsenic	ND		0.0050	0.00075	mg/L		11/10/22 12:00	11/12/22 01:14	1
Barium	0.020		0.0050	0.0022	mg/L		11/10/22 12:00	11/12/22 01:14	1
Beryllium	ND	^+	0.0010	0.00062	mg/L		11/10/22 12:00	11/12/22 01:14	1
Boron	14		2.0	1.6	mg/L		11/10/22 12:00	11/15/22 13:04	100
Cadmium	ND		0.0010	0.00020	mg/L		11/10/22 12:00	11/12/22 01:14	1
Calcium	460		1.0	0.58	mg/L		11/10/22 12:00	11/12/22 01:14	1
Chromium	ND		0.0050	0.0025	mg/L		11/10/22 12:00	11/12/22 01:14	1
Cobalt	ND	^-	0.0010	0.00019	mg/L		11/10/22 12:00	11/12/22 01:14	1
Lead	ND		0.0010	0.00045	mg/L		11/10/22 12:00	11/12/22 01:14	1
Lithium	0.014		0.0080	0.0017	mg/L		11/10/22 12:00	11/12/22 01:14	1
Molybdenum	0.11		0.0050	0.0011	mg/L		11/10/22 12:00	11/12/22 01:14	1
Selenium	ND	^+	0.0050	0.00089	mg/L		11/10/22 12:00	11/12/22 01:14	1
Thallium	ND		0.0010	0.00020	mg/L		11/10/22 12:00	11/12/22 01:14	1

Eurofins Pittsburgh

Client Sample Results

Client: Haley & Aldrich, Inc.
 Project/Site: CCR Groundwater Monitoring

Job ID: 180-147495-1

Client Sample ID: CCR-AP-5R

Lab Sample ID: 180-147495-9

Date Collected: 11/03/22 14:30

Matrix: Water

Date Received: 11/05/22 09:20

Method: SW846 7470A - Mercury (CVAA)

Analyte	Result	Qualifier	RL	MDL	Unit	D	Prepared	Analyzed	Dil Fac
Mercury	ND		0.00020	0.00013	mg/L		11/10/22 12:00	11/11/22 18:22	1

General Chemistry

Analyte	Result	Qualifier	RL	MDL	Unit	D	Prepared	Analyzed	Dil Fac
Total Dissolved Solids (SM 2540C)	5800		40	40	mg/L			11/08/22 15:54	1
Analyte	Result	Qualifier	RL	RL	Unit	D	Prepared	Analyzed	Dil Fac
pH (SW846 EPA 9040C)	7.3	HF	0.1	0.1	SU			11/07/22 13:56	1

Method: SW846 9315 - Radium-226 (GFPC)

Analyte	Result	Qualifier	Count Uncert. (2σ+/-)	Total Uncert. (2σ+/-)	RL	MDC	Unit	Prepared	Analyzed	Dil Fac
Radium-226	0.163	U	0.149	0.149	1.00	0.231	pCi/L	11/10/22 08:58	12/04/22 15:24	1
Carrier	%Yield	Qualifier	Limits					Prepared	Analyzed	Dil Fac
Ba Carrier	92.0		40 - 110					11/10/22 08:58	12/04/22 15:24	1

Method: SW846 9320 - Radium-228 (GFPC)

Analyte	Result	Qualifier	Count Uncert. (2σ+/-)	Total Uncert. (2σ+/-)	RL	MDC	Unit	Prepared	Analyzed	Dil Fac
Radium-228	0.532		0.300	0.304	1.00	0.410	pCi/L	11/10/22 09:44	12/02/22 11:26	1
Carrier	%Yield	Qualifier	Limits					Prepared	Analyzed	Dil Fac
Ba Carrier	92.0		40 - 110					11/10/22 09:44	12/02/22 11:26	1
Y Carrier	84.5		40 - 110					11/10/22 09:44	12/02/22 11:26	1

Method: TAL-STL Ra226_Ra228 - Combined Radium-226 and Radium-228

Analyte	Result	Qualifier	Count Uncert. (2σ+/-)	Total Uncert. (2σ+/-)	RL	MDC	Unit	Prepared	Analyzed	Dil Fac
Combined Radium 226 + 228	0.695		0.335	0.339	5.00	0.410	pCi/L		12/06/22 14:48	1

Client Sample ID: DUP-1

Lab Sample ID: 180-147495-10

Date Collected: 11/03/22 00:01

Matrix: Water

Date Received: 11/05/22 09:20

Method: SW846 EPA 9056A - Anions, Ion Chromatography

Analyte	Result	Qualifier	RL	MDL	Unit	D	Prepared	Analyzed	Dil Fac
Chloride	850		1.0	0.71	mg/L			11/07/22 01:38	1
Fluoride	0.46		0.10	0.026	mg/L			11/07/22 01:38	1
Sulfate	4600	^2	10	7.6	mg/L			11/07/22 01:51	10

Method: SW846 6020A - Metals (ICP/MS) - Total Recoverable

Analyte	Result	Qualifier	RL	MDL	Unit	D	Prepared	Analyzed	Dil Fac
Antimony	ND		0.0020	0.00057	mg/L		11/10/22 12:00	11/12/22 01:16	1
Arsenic	0.015		0.0050	0.00075	mg/L		11/10/22 12:00	11/12/22 01:16	1
Barium	0.084		0.0050	0.0022	mg/L		11/10/22 12:00	11/12/22 01:16	1
Beryllium	ND	^+	0.0010	0.00062	mg/L		11/10/22 12:00	11/12/22 01:16	1
Boron	7.4		1.0	0.80	mg/L		11/10/22 12:00	11/15/22 13:06	50
Cadmium	ND		0.0010	0.00020	mg/L		11/10/22 12:00	11/12/22 01:16	1

Eurofins Pittsburgh

Client Sample Results

Client: Haley & Aldrich, Inc.
Project/Site: CCR Groundwater Monitoring

Job ID: 180-147495-1

Client Sample ID: DUP-1
Date Collected: 11/03/22 00:01
Date Received: 11/05/22 09:20

Lab Sample ID: 180-147495-10
Matrix: Water

Method: SW846 6020A - Metals (ICP/MS) - Total Recoverable (Continued)

Analyte	Result	Qualifier	RL	MDL	Unit	D	Prepared	Analyzed	Dil Fac
Calcium	420		1.0	0.58	mg/L		11/10/22 12:00	11/12/22 01:16	1
Chromium	ND		0.0050	0.0025	mg/L		11/10/22 12:00	11/12/22 01:16	1
Cobalt	0.00035	J ^-	0.0010	0.00019	mg/L		11/10/22 12:00	11/12/22 01:16	1
Lead	ND		0.0010	0.00045	mg/L		11/10/22 12:00	11/12/22 01:16	1
Lithium	0.031		0.0080	0.0017	mg/L		11/10/22 12:00	11/12/22 01:16	1
Molybdenum	0.010		0.0050	0.0011	mg/L		11/10/22 12:00	11/12/22 01:16	1
Selenium	0.0011	J ^+	0.0050	0.00089	mg/L		11/10/22 12:00	11/12/22 01:16	1
Thallium	ND		0.0010	0.00020	mg/L		11/10/22 12:00	11/12/22 01:16	1

Method: SW846 7470A - Mercury (CVAA)

Analyte	Result	Qualifier	RL	MDL	Unit	D	Prepared	Analyzed	Dil Fac
Mercury	0.00014	J B	0.00020	0.00013	mg/L		11/10/22 12:00	11/11/22 18:24	1

General Chemistry

Analyte	Result	Qualifier	RL	MDL	Unit	D	Prepared	Analyzed	Dil Fac
Total Dissolved Solids (SM 2540C)	7300		67	67	mg/L			11/08/22 17:01	1
Analyte	Result	Qualifier	RL	RL	Unit	D	Prepared	Analyzed	Dil Fac
pH (SW846 EPA 9040C)	7.1	HF	0.1	0.1	SU			11/07/22 14:02	1

Method: SW846 9315 - Radium-226 (GFPC)

Analyte	Result	Qualifier	Count Uncert. (2σ+/-)	Total Uncert. (2σ+/-)	RL	MDC	Unit	Prepared	Analyzed	Dil Fac
Radium-226	0.387		0.260	0.263	1.00	0.367	pCi/L	11/10/22 08:58	12/04/22 15:24	1
Carrier	%Yield	Qualifier	Limits					Prepared	Analyzed	Dil Fac
Ba Carrier	65.0		40 - 110					11/10/22 08:58	12/04/22 15:24	1

Method: SW846 9320 - Radium-228 (GFPC)

Analyte	Result	Qualifier	Count Uncert. (2σ+/-)	Total Uncert. (2σ+/-)	RL	MDC	Unit	Prepared	Analyzed	Dil Fac
Radium-228	0.528	U G	0.629	0.631	1.00	1.04	pCi/L	11/10/22 09:44	12/02/22 11:26	1
Carrier	%Yield	Qualifier	Limits					Prepared	Analyzed	Dil Fac
Ba Carrier	65.0		40 - 110					11/10/22 09:44	12/02/22 11:26	1
Y Carrier	87.5		40 - 110					11/10/22 09:44	12/02/22 11:26	1

Method: TAL-STL Ra226_Ra228 - Combined Radium-226 and Radium-228

Analyte	Result	Qualifier	Count Uncert. (2σ+/-)	Total Uncert. (2σ+/-)	RL	MDC	Unit	Prepared	Analyzed	Dil Fac
Combined Radium 226 + 228	0.915	U	0.681	0.684	5.00	1.04	pCi/L		12/06/22 14:48	1

Client Sample ID: FB-1
Date Collected: 11/03/22 14:00
Date Received: 11/05/22 09:20

Lab Sample ID: 180-147495-11
Matrix: Water

Method: SW846 EPA 9056A - Anions, Ion Chromatography

Analyte	Result	Qualifier	RL	MDL	Unit	D	Prepared	Analyzed	Dil Fac
Chloride	ND		1.0	0.71	mg/L			11/06/22 22:51	1

Eurofins Pittsburgh

Client Sample Results

Client: Haley & Aldrich, Inc.
Project/Site: CCR Groundwater Monitoring

Job ID: 180-147495-1

Client Sample ID: FB-1

Lab Sample ID: 180-147495-11

Date Collected: 11/03/22 14:00

Matrix: Water

Date Received: 11/05/22 09:20

Method: SW846 EPA 9056A - Anions, Ion Chromatography (Continued)

Analyte	Result	Qualifier	RL	MDL	Unit	D	Prepared	Analyzed	Dil Fac
Fluoride	ND		0.10	0.026	mg/L			11/08/22 00:39	1
Sulfate	ND		1.0	0.76	mg/L			11/08/22 00:39	1

Method: SW846 6020A - Metals (ICP/MS) - Total Recoverable

Analyte	Result	Qualifier	RL	MDL	Unit	D	Prepared	Analyzed	Dil Fac
Antimony	ND		0.0020	0.00057	mg/L		11/10/22 12:00	11/12/22 01:19	1
Arsenic	ND		0.0050	0.00075	mg/L		11/10/22 12:00	11/12/22 01:19	1
Barium	ND		0.0050	0.0022	mg/L		11/10/22 12:00	11/12/22 01:19	1
Beryllium	ND	^+	0.0010	0.00062	mg/L		11/10/22 12:00	11/12/22 01:19	1
Boron	ND		0.020	0.016	mg/L		11/10/22 12:00	11/15/22 13:09	1
Cadmium	ND		0.0010	0.00020	mg/L		11/10/22 12:00	11/12/22 01:19	1
Calcium	ND		1.0	0.58	mg/L		11/10/22 12:00	11/12/22 01:19	1
Chromium	ND		0.0050	0.0025	mg/L		11/10/22 12:00	11/12/22 01:19	1
Cobalt	ND	^-	0.0010	0.00019	mg/L		11/10/22 12:00	11/12/22 01:19	1
Lead	ND		0.0010	0.00045	mg/L		11/10/22 12:00	11/12/22 01:19	1
Lithium	ND		0.0080	0.0017	mg/L		11/10/22 12:00	11/12/22 01:19	1
Molybdenum	ND		0.0050	0.0011	mg/L		11/10/22 12:00	11/12/22 01:19	1
Selenium	ND	^+	0.0050	0.00089	mg/L		11/10/22 12:00	11/12/22 01:19	1
Thallium	ND		0.0010	0.00020	mg/L		11/10/22 12:00	11/12/22 01:19	1

Method: SW846 7470A - Mercury (CVAA)

Analyte	Result	Qualifier	RL	MDL	Unit	D	Prepared	Analyzed	Dil Fac
Mercury	ND		0.00020	0.00013	mg/L		11/10/22 12:00	11/11/22 18:26	1

General Chemistry

Analyte	Result	Qualifier	RL	MDL	Unit	D	Prepared	Analyzed	Dil Fac
Total Dissolved Solids (SM 2540C)	ND		10	10	mg/L			11/08/22 15:54	1

Analyte	Result	Qualifier	RL	RL	Unit	D	Prepared	Analyzed	Dil Fac
pH (SW846 EPA 9040C)	5.8	HF	0.1	0.1	SU			11/07/22 14:06	1

Method: SW846 9315 - Radium-226 (GFPC)

Analyte	Result	Qualifier	Count Uncert. (2σ+/-)	Total Uncert. (2σ+/-)	RL	MDC	Unit	Prepared	Analyzed	Dil Fac
Radium-226	-0.00369	U	0.0817	0.0817	1.00	0.173	pCi/L	11/10/22 08:58	12/04/22 15:25	1

Carrier	%Yield	Qualifier	Limits	Prepared	Analyzed	Dil Fac
Ba Carrier	93.7		40 - 110	11/10/22 08:58	12/04/22 15:25	1

Method: SW846 9320 - Radium-228 (GFPC)

Analyte	Result	Qualifier	Count Uncert. (2σ+/-)	Total Uncert. (2σ+/-)	RL	MDC	Unit	Prepared	Analyzed	Dil Fac
Radium-228	-0.106	U	0.273	0.273	1.00	0.537	pCi/L	11/10/22 09:44	12/02/22 11:27	1

Carrier	%Yield	Qualifier	Limits	Prepared	Analyzed	Dil Fac
Ba Carrier	93.7		40 - 110	11/10/22 09:44	12/02/22 11:27	1
Y Carrier	87.5		40 - 110	11/10/22 09:44	12/02/22 11:27	1

Eurofins Pittsburgh

Client Sample Results

Client: Haley & Aldrich, Inc.
 Project/Site: CCR Groundwater Monitoring

Job ID: 180-147495-1

Client Sample ID: FB-1

Lab Sample ID: 180-147495-11

Date Collected: 11/03/22 14:00

Matrix: Water

Date Received: 11/05/22 09:20

Method: TAL-STL Ra226_Ra228 - Combined Radium-226 and Radium-228

Analyte	Result	Qualifier	Count Uncert. (2σ+/-)	Total Uncert. (2σ+/-)	RL	MDC	Unit	Prepared	Analyzed	Dil Fac
Combined Radium 226 + 228	-0.109	U	0.285	0.285	5.00	0.537	pCi/L		12/06/22 14:48	1

Client Sample ID: PZ-1

Lab Sample ID: 180-147495-12

Date Collected: 11/04/22 07:15

Matrix: Water

Date Received: 11/05/22 09:20

Method: SW846 EPA 9056A - Anions, Ion Chromatography

Analyte	Result	Qualifier	RL	MDL	Unit	D	Prepared	Analyzed	Dil Fac
Chloride	560		1.0	0.71	mg/L			11/07/22 02:05	1
Fluoride	0.49		0.10	0.026	mg/L			11/07/22 02:05	1
Sulfate	3100	^2	5.0	3.8	mg/L			11/07/22 02:19	5

Method: SW846 6020A - Metals (ICP/MS) - Total Recoverable

Analyte	Result	Qualifier	RL	MDL	Unit	D	Prepared	Analyzed	Dil Fac
Antimony	0.0015	J	0.0020	0.00057	mg/L		11/10/22 12:00	11/12/22 01:21	1
Arsenic	0.020		0.0050	0.00075	mg/L		11/10/22 12:00	11/12/22 01:21	1
Barium	0.20		0.0050	0.0022	mg/L		11/10/22 12:00	11/12/22 01:21	1
Beryllium	0.0024	^+	0.0010	0.00062	mg/L		11/10/22 12:00	11/12/22 01:21	1
Boron	9.0		2.0	1.6	mg/L		11/10/22 12:00	11/15/22 13:16	100
Cadmium	0.0025		0.0010	0.00020	mg/L		11/10/22 12:00	11/12/22 01:21	1
Calcium	440		1.0	0.58	mg/L		11/10/22 12:00	11/12/22 01:21	1
Chromium	0.052		0.0050	0.0025	mg/L		11/10/22 12:00	11/12/22 01:21	1
Cobalt	0.018	^-	0.0010	0.00019	mg/L		11/10/22 12:00	11/12/22 01:21	1
Lead	0.024		0.0010	0.00045	mg/L		11/10/22 12:00	11/12/22 01:21	1
Lithium	0.077		0.0080	0.0017	mg/L		11/10/22 12:00	11/12/22 01:21	1
Molybdenum	0.28		0.0050	0.0011	mg/L		11/10/22 12:00	11/12/22 01:21	1
Selenium	0.0037	J ^+	0.0050	0.00089	mg/L		11/10/22 12:00	11/12/22 01:21	1
Thallium	0.00055	J	0.0010	0.00020	mg/L		11/10/22 12:00	11/12/22 01:21	1

Method: SW846 7470A - Mercury (CVAA)

Analyte	Result	Qualifier	RL	MDL	Unit	D	Prepared	Analyzed	Dil Fac
Mercury	0.00044	B	0.00020	0.00013	mg/L		11/10/22 12:00	11/11/22 18:28	1

General Chemistry

Analyte	Result	Qualifier	RL	MDL	Unit	D	Prepared	Analyzed	Dil Fac
Total Dissolved Solids (SM 2540C)	5000		40	40	mg/L			11/08/22 17:01	1

Analyte	Result	Qualifier	RL	RL	Unit	D	Prepared	Analyzed	Dil Fac
pH (SW846 EPA 9040C)	7.7	HF	0.1	0.1	SU			11/07/22 14:16	1

Method: SW846 9315 - Radium-226 (GFPC)

Analyte	Result	Qualifier	Count Uncert. (2σ+/-)	Total Uncert. (2σ+/-)	RL	MDC	Unit	Prepared	Analyzed	Dil Fac
Radium-226	2.84		0.807	0.846	1.00	0.607	pCi/L	11/10/22 08:58	12/04/22 15:25	1

Carrier	%Yield	Qualifier	Limits	Prepared	Analyzed	Dil Fac
Ba Carrier	84.5		40 - 110	11/10/22 08:58	12/04/22 15:25	1

Eurofins Pittsburgh

Client Sample Results

Client: Haley & Aldrich, Inc.
 Project/Site: CCR Groundwater Monitoring

Job ID: 180-147495-1

Client Sample ID: PZ-1

Lab Sample ID: 180-147495-12

Date Collected: 11/04/22 07:15

Matrix: Water

Date Received: 11/05/22 09:20

Method: SW846 9320 - Radium-228 (GFPC)

Analyte	Result	Qualifier	Count Uncert. (2σ+/-)	Total Uncert. (2σ+/-)	RL	MDC	Unit	Prepared	Analyzed	Dil Fac
Radium-228	1.21	U G	1.32	1.32	1.00	2.14	pCi/L	11/10/22 09:44	12/02/22 11:27	1
Carrier	%Yield	Qualifier	Limits					Prepared	Analyzed	Dil Fac
Ba Carrier	84.5		40 - 110					11/10/22 09:44	12/02/22 11:27	1
Y Carrier	83.4		40 - 110					11/10/22 09:44	12/02/22 11:27	1

Method: TAL-STL Ra226_Ra228 - Combined Radium-226 and Radium-228

Analyte	Result	Qualifier	Count Uncert. (2σ+/-)	Total Uncert. (2σ+/-)	RL	MDC	Unit	Prepared	Analyzed	Dil Fac
Combined Radium 226 + 228	4.05		1.55	1.57	5.00	2.14	pCi/L		12/06/22 14:48	1

Client Sample ID: PZ-2

Lab Sample ID: 180-147495-13

Date Collected: 11/04/22 07:40

Matrix: Water

Date Received: 11/05/22 09:20

Method: SW846 EPA 9056A - Anions, Ion Chromatography

Analyte	Result	Qualifier	RL	MDL	Unit	D	Prepared	Analyzed	Dil Fac
Chloride	6.2		1.0	0.71	mg/L			11/08/22 03:13	1
Fluoride	0.12		0.10	0.026	mg/L			11/08/22 03:13	1
Sulfate	87		1.0	0.76	mg/L			11/08/22 03:13	1

Method: SW846 6020A - Metals (ICP/MS) - Total Recoverable

Analyte	Result	Qualifier	RL	MDL	Unit	D	Prepared	Analyzed	Dil Fac
Antimony	ND		0.0020	0.00057	mg/L		11/10/22 12:00	11/12/22 01:24	1
Arsenic	ND		0.0050	0.00075	mg/L		11/10/22 12:00	11/12/22 01:24	1
Barium	0.14		0.0050	0.0022	mg/L		11/10/22 12:00	11/12/22 01:24	1
Beryllium	ND	^+	0.0010	0.00062	mg/L		11/10/22 12:00	11/12/22 01:24	1
Boron	0.030		0.020	0.016	mg/L		11/10/22 12:00	11/15/22 13:19	1
Cadmium	ND		0.0010	0.00020	mg/L		11/10/22 12:00	11/12/22 01:24	1
Calcium	98		1.0	0.58	mg/L		11/10/22 12:00	11/12/22 01:24	1
Chromium	ND		0.0050	0.0025	mg/L		11/10/22 12:00	11/12/22 01:24	1
Cobalt	0.00049	J ^-	0.0010	0.00019	mg/L		11/10/22 12:00	11/12/22 01:24	1
Lead	ND		0.0010	0.00045	mg/L		11/10/22 12:00	11/12/22 01:24	1
Lithium	0.0036	J	0.0080	0.0017	mg/L		11/10/22 12:00	11/12/22 01:24	1
Molybdenum	0.0012	J	0.0050	0.0011	mg/L		11/10/22 12:00	11/12/22 01:24	1
Selenium	ND	^+	0.0050	0.00089	mg/L		11/10/22 12:00	11/12/22 01:24	1
Thallium	ND		0.0010	0.00020	mg/L		11/10/22 12:00	11/12/22 01:24	1

Method: SW846 7470A - Mercury (CVAA)

Analyte	Result	Qualifier	RL	MDL	Unit	D	Prepared	Analyzed	Dil Fac
Mercury	ND		0.00020	0.00013	mg/L		11/10/22 12:00	11/11/22 18:31	1

General Chemistry

Analyte	Result	Qualifier	RL	MDL	Unit	D	Prepared	Analyzed	Dil Fac
Total Dissolved Solids (SM 2540C)	310		10	10	mg/L			11/08/22 15:54	1
Analyte	Result	Qualifier	RL	RL	Unit	D	Prepared	Analyzed	Dil Fac
pH (SW846 EPA 9040C)	7.6	HF	0.1	0.1	SU			11/07/22 14:28	1

Eurofins Pittsburgh

Client Sample Results

Client: Haley & Aldrich, Inc.
Project/Site: CCR Groundwater Monitoring

Job ID: 180-147495-1

Client Sample ID: PZ-2

Lab Sample ID: 180-147495-13

Date Collected: 11/04/22 07:40

Matrix: Water

Date Received: 11/05/22 09:20

Method: SW846 9315 - Radium-226 (GFPC)

Analyte	Result	Qualifier	Count Uncert. (2σ+/-)	Total Uncert. (2σ+/-)	RL	MDC	Unit	Prepared	Analyzed	Dil Fac
Radium-226	0.145	U	0.111	0.112	1.00	0.155	pCi/L	11/10/22 08:58	12/04/22 15:25	1
Carrier	%Yield	Qualifier	Limits					Prepared	Analyzed	Dil Fac
Ba Carrier	92.0		40 - 110					11/10/22 08:58	12/04/22 15:25	1

Method: SW846 9320 - Radium-228 (GFPC)

Analyte	Result	Qualifier	Count Uncert. (2σ+/-)	Total Uncert. (2σ+/-)	RL	MDC	Unit	Prepared	Analyzed	Dil Fac
Radium-228	0.229	U	0.311	0.312	1.00	0.521	pCi/L	11/10/22 09:44	12/02/22 11:27	1
Carrier	%Yield	Qualifier	Limits					Prepared	Analyzed	Dil Fac
Ba Carrier	92.0		40 - 110					11/10/22 09:44	12/02/22 11:27	1
Y Carrier	87.1		40 - 110					11/10/22 09:44	12/02/22 11:27	1

Method: TAL-STL Ra226_Ra228 - Combined Radium-226 and Radium-228

Analyte	Result	Qualifier	Count Uncert. (2σ+/-)	Total Uncert. (2σ+/-)	RL	MDC	Unit	Prepared	Analyzed	Dil Fac
Combined Radium 226 + 228	0.374	U	0.330	0.331	5.00	0.521	pCi/L		12/06/22 14:48	1

Client Sample ID: MH-2

Lab Sample ID: 180-147495-14

Date Collected: 11/04/22 08:05

Matrix: Water

Date Received: 11/05/22 09:20

Method: SW846 EPA 9056A - Anions, Ion Chromatography

Analyte	Result	Qualifier	RL	MDL	Unit	D	Prepared	Analyzed	Dil Fac
Chloride	290		1.0	0.71	mg/L			11/07/22 02:33	1
Fluoride	0.91		0.10	0.026	mg/L			11/07/22 02:33	1
Sulfate	2100	^2	5.0	3.8	mg/L			11/07/22 02:47	5

Method: SW846 6020A - Metals (ICP/MS) - Total Recoverable

Analyte	Result	Qualifier	RL	MDL	Unit	D	Prepared	Analyzed	Dil Fac
Antimony	0.0078		0.0020	0.00057	mg/L		11/10/22 12:00	11/12/22 01:26	1
Arsenic	0.043		0.0050	0.00075	mg/L		11/10/22 12:00	11/12/22 01:26	1
Barium	0.043		0.0050	0.0022	mg/L		11/10/22 12:00	11/12/22 01:26	1
Beryllium	ND	^+	0.0010	0.00062	mg/L		11/10/22 12:00	11/12/22 01:26	1
Boron	5.6		1.0	0.80	mg/L		11/10/22 12:00	11/15/22 13:21	50
Cadmium	ND		0.0010	0.00020	mg/L		11/10/22 12:00	11/12/22 01:26	1
Calcium	190		1.0	0.58	mg/L		11/10/22 12:00	11/12/22 01:26	1
Chromium	ND		0.0050	0.0025	mg/L		11/10/22 12:00	11/12/22 01:26	1
Cobalt	ND	^-	0.0010	0.00019	mg/L		11/10/22 12:00	11/12/22 01:26	1
Lead	ND		0.0010	0.00045	mg/L		11/10/22 12:00	11/12/22 01:26	1
Lithium	0.056		0.0080	0.0017	mg/L		11/10/22 12:00	11/12/22 01:26	1
Molybdenum	0.82		0.0050	0.0011	mg/L		11/10/22 12:00	11/12/22 01:26	1
Selenium	0.083	^+	0.0050	0.00089	mg/L		11/10/22 12:00	11/12/22 01:26	1
Thallium	ND		0.0010	0.00020	mg/L		11/10/22 12:00	11/12/22 01:26	1

Eurofins Pittsburgh

Client Sample Results

Client: Haley & Aldrich, Inc.
Project/Site: CCR Groundwater Monitoring

Job ID: 180-147495-1

Client Sample ID: MH-2
Date Collected: 11/04/22 08:05
Date Received: 11/05/22 09:20

Lab Sample ID: 180-147495-14
Matrix: Water

Method: SW846 7470A - Mercury (CVAA)

Analyte	Result	Qualifier	RL	MDL	Unit	D	Prepared	Analyzed	Dil Fac
Mercury	0.00022	B	0.00020	0.00013	mg/L		11/10/22 12:00	11/11/22 18:33	1

General Chemistry

Analyte	Result	Qualifier	RL	MDL	Unit	D	Prepared	Analyzed	Dil Fac
Total Dissolved Solids (SM 2540C)	3400		40	40	mg/L			11/08/22 15:54	1
Analyte	Result	Qualifier	RL	RL	Unit	D	Prepared	Analyzed	Dil Fac
pH (SW846 EPA 9040C)	10.2	HF	0.1	0.1	SU			11/07/22 14:31	1

Method: SW846 9315 - Radium-226 (GFPC)

Analyte	Result	Qualifier	Count Uncert. (2σ+/-)	Total Uncert. (2σ+/-)	RL	MDC	Unit	Prepared	Analyzed	Dil Fac
Radium-226	0.141	U	0.121	0.122	1.00	0.181	pCi/L	11/10/22 08:58	12/04/22 15:25	1
Carrier	%Yield	Qualifier	Limits					Prepared	Analyzed	Dil Fac
Ba Carrier	93.0		40 - 110					11/10/22 08:58	12/04/22 15:25	1

Method: SW846 9320 - Radium-228 (GFPC)

Analyte	Result	Qualifier	Count Uncert. (2σ+/-)	Total Uncert. (2σ+/-)	RL	MDC	Unit	Prepared	Analyzed	Dil Fac
Radium-228	0.518	U	0.351	0.354	1.00	0.528	pCi/L	11/10/22 09:44	12/02/22 11:27	1
Carrier	%Yield	Qualifier	Limits					Prepared	Analyzed	Dil Fac
Ba Carrier	93.0		40 - 110					11/10/22 09:44	12/02/22 11:27	1
Y Carrier	88.2		40 - 110					11/10/22 09:44	12/02/22 11:27	1

Method: TAL-STL Ra226_Ra228 - Combined Radium-226 and Radium-228

Analyte	Result	Qualifier	Count Uncert. (2σ+/-)	Total Uncert. (2σ+/-)	RL	MDC	Unit	Prepared	Analyzed	Dil Fac
Combined Radium 226 + 228	0.659		0.371	0.374	5.00	0.528	pCi/L		12/06/22 14:48	1

Client Sample ID: MH-1
Date Collected: 11/04/22 08:30
Date Received: 11/05/22 09:20

Lab Sample ID: 180-147495-15
Matrix: Water

Method: SW846 EPA 9056A - Anions, Ion Chromatography

Analyte	Result	Qualifier	RL	MDL	Unit	D	Prepared	Analyzed	Dil Fac
Chloride	550		1.0	0.71	mg/L			11/08/22 01:22	1
Fluoride	0.55		0.10	0.026	mg/L			11/08/22 01:22	1
Sulfate	3500		5.0	3.8	mg/L			11/08/22 01:36	5

Method: SW846 6020A - Metals (ICP/MS) - Total Recoverable

Analyte	Result	Qualifier	RL	MDL	Unit	D	Prepared	Analyzed	Dil Fac
Antimony	ND		0.0020	0.00057	mg/L		11/10/22 12:00	11/12/22 01:34	1
Arsenic	ND		0.0050	0.00075	mg/L		11/10/22 12:00	11/12/22 01:34	1
Barium	0.025		0.0050	0.0022	mg/L		11/10/22 12:00	11/12/22 01:34	1
Beryllium	ND	^+	0.0010	0.00062	mg/L		11/10/22 12:00	11/12/22 01:34	1
Boron	14		2.0	1.6	mg/L		11/10/22 12:00	11/15/22 13:24	100
Cadmium	0.00032	J	0.0010	0.00020	mg/L		11/10/22 12:00	11/12/22 01:34	1

Eurofins Pittsburgh

Client Sample Results

Client: Haley & Aldrich, Inc.
Project/Site: CCR Groundwater Monitoring

Job ID: 180-147495-1

Client Sample ID: MH-1

Lab Sample ID: 180-147495-15

Date Collected: 11/04/22 08:30

Matrix: Water

Date Received: 11/05/22 09:20

Method: SW846 6020A - Metals (ICP/MS) - Total Recoverable (Continued)

Analyte	Result	Qualifier	RL	MDL	Unit	D	Prepared	Analyzed	Dil Fac
Calcium	380		1.0	0.58	mg/L		11/10/22 12:00	11/12/22 01:34	1
Chromium	ND		0.0050	0.0025	mg/L		11/10/22 12:00	11/12/22 01:34	1
Cobalt	0.0020	^	0.0010	0.00019	mg/L		11/10/22 12:00	11/12/22 01:34	1
Lead	ND		0.0010	0.00045	mg/L		11/10/22 12:00	11/12/22 01:34	1
Lithium	0.038		0.0080	0.0017	mg/L		11/10/22 12:00	11/12/22 01:34	1
Molybdenum	1.3		0.0050	0.0011	mg/L		11/10/22 12:00	11/12/22 01:34	1
Selenium	ND	^+	0.0050	0.00089	mg/L		11/10/22 12:00	11/12/22 01:34	1
Thallium	ND		0.0010	0.00020	mg/L		11/10/22 12:00	11/12/22 01:34	1

Method: SW846 7470A - Mercury (CVAA)

Analyte	Result	Qualifier	RL	MDL	Unit	D	Prepared	Analyzed	Dil Fac
Mercury	ND		0.00020	0.00013	mg/L		11/10/22 12:00	11/11/22 18:39	1

General Chemistry

Analyte	Result	Qualifier	RL	MDL	Unit	D	Prepared	Analyzed	Dil Fac
Total Dissolved Solids (SM 2540C)	5800		40	40	mg/L			11/08/22 15:54	1
Analyte	Result	Qualifier	RL	RL	Unit	D	Prepared	Analyzed	Dil Fac
pH (SW846 EPA 9040C)	7.7	HF	0.1	0.1	SU			11/07/22 14:37	1

Method: SW846 9315 - Radium-226 (GFPC)

Analyte	Result	Qualifier	Count Uncert. (2σ+/-)	Total Uncert. (2σ+/-)	RL	MDC	Unit	Prepared	Analyzed	Dil Fac
Radium-226	0.0866	U	0.108	0.108	1.00	0.179	pCi/L	11/10/22 08:58	12/04/22 15:25	1
Carrier	%Yield	Qualifier	Limits					Prepared	Analyzed	Dil Fac
Ba Carrier	98.8		40 - 110					11/10/22 08:58	12/04/22 15:25	1

Method: SW846 9320 - Radium-228 (GFPC)

Analyte	Result	Qualifier	Count Uncert. (2σ+/-)	Total Uncert. (2σ+/-)	RL	MDC	Unit	Prepared	Analyzed	Dil Fac
Radium-228	0.627		0.371	0.375	1.00	0.549	pCi/L	11/10/22 09:44	12/02/22 11:28	1
Carrier	%Yield	Qualifier	Limits					Prepared	Analyzed	Dil Fac
Ba Carrier	98.8		40 - 110					11/10/22 09:44	12/02/22 11:28	1
Y Carrier	89.3		40 - 110					11/10/22 09:44	12/02/22 11:28	1

Method: TAL-STL Ra226_Ra228 - Combined Radium-226 and Radium-228

Analyte	Result	Qualifier	Count Uncert. (2σ+/-)	Total Uncert. (2σ+/-)	RL	MDC	Unit	Prepared	Analyzed	Dil Fac
Combined Radium 226 + 228	0.713		0.386	0.390	5.00	0.549	pCi/L		12/06/22 14:48	1

Eurofins Pittsburgh

QC Sample Results

Client: Haley & Aldrich, Inc.
Project/Site: CCR Groundwater Monitoring

Job ID: 180-147495-1

Method: EPA 9056A - Anions, Ion Chromatography

Lab Sample ID: MB 180-417405/6
Matrix: Water
Analysis Batch: 417405

Client Sample ID: Method Blank
Prep Type: Total/NA

Analyte	MB Result	MB Qualifier	RL	MDL	Unit	D	Prepared	Analyzed	Dil Fac
Chloride	ND		1.0	0.71	mg/L			11/06/22 19:09	1
Fluoride	ND		0.10	0.026	mg/L			11/06/22 19:09	1
Sulfate	ND		1.0	0.76	mg/L			11/06/22 19:09	1

Lab Sample ID: LCS 180-417405/7
Matrix: Water
Analysis Batch: 417405

Client Sample ID: Lab Control Sample
Prep Type: Total/NA

Analyte	Spike Added	LCS Result	LCS Qualifier	Unit	D	%Rec	%Rec Limits
Chloride	50.0	48.9		mg/L		98	80 - 120
Fluoride	2.50	2.57		mg/L		103	80 - 120
Sulfate	50.0	49.6		mg/L		99	80 - 120

Lab Sample ID: MB 180-417437/25
Matrix: Water
Analysis Batch: 417437

Client Sample ID: Method Blank
Prep Type: Total/NA

Analyte	MB Result	MB Qualifier	RL	MDL	Unit	D	Prepared	Analyzed	Dil Fac
Chloride	ND		1.0	0.71	mg/L			11/07/22 21:26	1
Fluoride	ND		0.10	0.026	mg/L			11/07/22 21:26	1
Sulfate	ND		1.0	0.76	mg/L			11/07/22 21:26	1

Lab Sample ID: LCS 180-417437/26
Matrix: Water
Analysis Batch: 417437

Client Sample ID: Lab Control Sample
Prep Type: Total/NA

Analyte	Spike Added	LCS Result	LCS Qualifier	Unit	D	%Rec	%Rec Limits
Chloride	50.0	50.0		mg/L		100	80 - 120
Fluoride	2.50	2.71		mg/L		108	80 - 120
Sulfate	50.0	50.6		mg/L		101	80 - 120

Lab Sample ID: MB 180-417545/8
Matrix: Water
Analysis Batch: 417545

Client Sample ID: Method Blank
Prep Type: Total/NA

Analyte	MB Result	MB Qualifier	RL	MDL	Unit	D	Prepared	Analyzed	Dil Fac
Chloride	ND		1.0	0.71	mg/L			11/08/22 16:25	1
Fluoride	ND		0.10	0.026	mg/L			11/08/22 16:25	1
Sulfate	ND		1.0	0.76	mg/L			11/08/22 16:25	1

Lab Sample ID: LCS 180-417545/9
Matrix: Water
Analysis Batch: 417545

Client Sample ID: Lab Control Sample
Prep Type: Total/NA

Analyte	Spike Added	LCS Result	LCS Qualifier	Unit	D	%Rec	%Rec Limits
Chloride	50.0	51.3		mg/L		103	80 - 120
Fluoride	2.50	2.75		mg/L		110	80 - 120
Sulfate	50.0	51.6		mg/L		103	80 - 120

Eurofins Pittsburgh

QC Sample Results

Client: Haley & Aldrich, Inc.
Project/Site: CCR Groundwater Monitoring

Job ID: 180-147495-1

Method: 6020A - Metals (ICP/MS)

Lab Sample ID: MB 240-551380/1-A
Matrix: Water
Analysis Batch: 551799

Client Sample ID: Method Blank
Prep Type: Total Recoverable
Prep Batch: 551380

Analyte	MB	MB	RL	MDL	Unit	D	Prepared	Analyzed	Dil Fac
	Result	Qualifier							
Antimony	ND		0.0020	0.00057	mg/L		11/10/22 12:00	11/12/22 00:34	1
Arsenic	ND		0.0050	0.00075	mg/L		11/10/22 12:00	11/12/22 00:34	1
Barium	ND		0.0050	0.0022	mg/L		11/10/22 12:00	11/12/22 00:34	1
Beryllium	ND		0.0010	0.00062	mg/L		11/10/22 12:00	11/12/22 00:34	1
Boron	ND	^+	0.020	0.016	mg/L		11/10/22 12:00	11/12/22 00:34	1
Cadmium	ND		0.0010	0.00020	mg/L		11/10/22 12:00	11/12/22 00:34	1
Calcium	ND		1.0	0.58	mg/L		11/10/22 12:00	11/12/22 00:34	1
Chromium	ND		0.0050	0.0025	mg/L		11/10/22 12:00	11/12/22 00:34	1
Cobalt	ND		0.0010	0.00019	mg/L		11/10/22 12:00	11/12/22 00:34	1
Lead	ND		0.0010	0.00045	mg/L		11/10/22 12:00	11/12/22 00:34	1
Lithium	ND		0.0080	0.0017	mg/L		11/10/22 12:00	11/12/22 00:34	1
Molybdenum	ND		0.0050	0.0011	mg/L		11/10/22 12:00	11/12/22 00:34	1
Selenium	ND	^+	0.0050	0.00089	mg/L		11/10/22 12:00	11/12/22 00:34	1
Thallium	ND		0.0010	0.00020	mg/L		11/10/22 12:00	11/12/22 00:34	1

Lab Sample ID: MB 240-551380/1-A
Matrix: Water
Analysis Batch: 552197

Client Sample ID: Method Blank
Prep Type: Total Recoverable
Prep Batch: 551380

Analyte	MB	MB	RL	MDL	Unit	D	Prepared	Analyzed	Dil Fac
	Result	Qualifier							
Boron	ND		0.020	0.016	mg/L		11/10/22 12:00	11/15/22 12:22	1

Lab Sample ID: LCS 240-551380/2-A
Matrix: Water
Analysis Batch: 551799

Client Sample ID: Lab Control Sample
Prep Type: Total Recoverable
Prep Batch: 551380

Analyte	Spike Added	LCS Result	LCS Qualifier	Unit	D	%Rec	%Rec Limits	
Antimony	0.100	0.0960		mg/L		96	80 - 120	
Arsenic	1.00	0.858		mg/L		86	80 - 120	
Barium	1.00	0.906		mg/L		91	80 - 120	
Beryllium	0.500	0.465		mg/L		93	80 - 120	
Cadmium	0.500	0.468		mg/L		94	80 - 120	
Calcium	25.0	23.5		mg/L		94	80 - 120	
Chromium	0.500	0.480		mg/L		96	80 - 120	
Cobalt	0.500	0.427		mg/L		85	80 - 120	
Lead	0.500	0.488		mg/L		98	80 - 120	
Lithium	0.500	0.472		mg/L		94	80 - 120	
Molybdenum	0.500	0.440		mg/L		88	80 - 120	
Selenium	1.00	0.974	^+	mg/L		97	80 - 120	
Thallium	1.00	0.945		mg/L		95	80 - 120	

Lab Sample ID: LCS 240-551380/2-A
Matrix: Water
Analysis Batch: 552197

Client Sample ID: Lab Control Sample
Prep Type: Total Recoverable
Prep Batch: 551380

Analyte	Spike Added	LCS Result	LCS Qualifier	Unit	D	%Rec	%Rec Limits	
Boron	0.100	0.0874		mg/L		87	80 - 120	

Eurofins Pittsburgh

QC Sample Results

Client: Haley & Aldrich, Inc.
 Project/Site: CCR Groundwater Monitoring

Job ID: 180-147495-1

Method: 7470A - Mercury (CVAA)

Lab Sample ID: MB 240-551383/1-A
 Matrix: Water
 Analysis Batch: 551627

Client Sample ID: Method Blank
 Prep Type: Total/NA
 Prep Batch: 551383

Analyte	MB Result	MB Qualifier	RL	MDL	Unit	D	Prepared	Analyzed	Dil Fac
Mercury	0.000142	J	0.00020	0.00013	mg/L		11/10/22 12:00	11/11/22 17:52	1

Lab Sample ID: LCS 240-551383/2-A
 Matrix: Water
 Analysis Batch: 551627

Client Sample ID: Lab Control Sample
 Prep Type: Total/NA
 Prep Batch: 551383

Analyte	Spike Added	LCS Result	LCS Qualifier	Unit	D	%Rec	%Rec Limits
Mercury	0.00500	0.00549		mg/L		110	80 - 120

Method: EPA 9040C - pH

Lab Sample ID: LCS 180-417540/27
 Matrix: Water
 Analysis Batch: 417540

Client Sample ID: Lab Control Sample
 Prep Type: Total/NA

Analyte	Spike Added	LCS Result	LCS Qualifier	Unit	D	%Rec	%Rec Limits
pH	7.00	7.0		SU		100	99 - 101

Lab Sample ID: LCS 180-417540/4
 Matrix: Water
 Analysis Batch: 417540

Client Sample ID: Lab Control Sample
 Prep Type: Total/NA

Analyte	Spike Added	LCS Result	LCS Qualifier	Unit	D	%Rec	%Rec Limits
pH	7.00	7.0		SU		100	99 - 101

Lab Sample ID: 180-147495-6 DU
 Matrix: Water
 Analysis Batch: 417540

Client Sample ID: CCR-AP-8
 Prep Type: Total/NA

Analyte	Sample Result	Sample Qualifier	DU Result	DU Qualifier	Unit	D	RPD	RPD Limit
pH	7.1	HF	7.1	HF	SU		0	2

Lab Sample ID: 180-147495-12 DU
 Matrix: Water
 Analysis Batch: 417540

Client Sample ID: PZ-1
 Prep Type: Total/NA

Analyte	Sample Result	Sample Qualifier	DU Result	DU Qualifier	Unit	D	RPD	RPD Limit
pH	7.7	HF	7.7		SU		0.4	2

Method: SM 2540C - Solids, Total Dissolved (TDS)

Lab Sample ID: MB 180-417614/1
 Matrix: Water
 Analysis Batch: 417614

Client Sample ID: Method Blank
 Prep Type: Total/NA

Analyte	MB Result	MB Qualifier	RL	MDL	Unit	D	Prepared	Analyzed	Dil Fac
Total Dissolved Solids	ND		10	10	mg/L			11/08/22 15:54	1

Eurofins Pittsburgh

QC Sample Results

Client: Haley & Aldrich, Inc.
Project/Site: CCR Groundwater Monitoring

Job ID: 180-147495-1

Method: SM 2540C - Solids, Total Dissolved (TDS) (Continued)

Lab Sample ID: LCS 180-417614/2
Matrix: Water
Analysis Batch: 417614

Client Sample ID: Lab Control Sample
Prep Type: Total/NA

Analyte	Spike Added	LCS Result	LCS Qualifier	Unit	D	%Rec	%Rec Limits
Total Dissolved Solids	388	394		mg/L		102	85 - 115

Lab Sample ID: 180-147495-6 DU
Matrix: Water
Analysis Batch: 417614

Client Sample ID: CCR-AP-8
Prep Type: Total/NA

Analyte	Sample Result	Sample Qualifier	DU Result	DU Qualifier	Unit	D	RPD	RPD Limit
Total Dissolved Solids	2000		2080		mg/L		3	10

Lab Sample ID: MB 180-417619/1
Matrix: Water
Analysis Batch: 417619

Client Sample ID: Method Blank
Prep Type: Total/NA

Analyte	MB Result	MB Qualifier	RL	MDL	Unit	D	Prepared	Analyzed	Dil Fac
Total Dissolved Solids	ND		10	10	mg/L			11/08/22 17:01	1

Lab Sample ID: LCS 180-417619/2
Matrix: Water
Analysis Batch: 417619

Client Sample ID: Lab Control Sample
Prep Type: Total/NA

Analyte	Spike Added	LCS Result	LCS Qualifier	Unit	D	%Rec	%Rec Limits
Total Dissolved Solids	388	388		mg/L		100	85 - 115

Lab Sample ID: 180-147495-4 DU
Matrix: Water
Analysis Batch: 417619

Client Sample ID: CCR-AP-11
Prep Type: Total/NA

Analyte	Sample Result	Sample Qualifier	DU Result	DU Qualifier	Unit	D	RPD	RPD Limit
Total Dissolved Solids	570		568		mg/L		0.5	10

Method: 9315 - Radium-226 (GFPC)

Lab Sample ID: MB 160-589592/1-A
Matrix: Water
Analysis Batch: 592180

Client Sample ID: Method Blank
Prep Type: Total/NA
Prep Batch: 589592

Analyte	MB Result	MB Qualifier	Count Uncert. (2σ+/-)	Total Uncert. (2σ+/-)	RL	MDC	Unit	Prepared	Analyzed	Dil Fac
Radium-226	-0.06694	U	0.0932	0.0934	1.00	0.221	pCi/L	11/10/22 08:58	12/04/22 15:22	1
Carrier	MB %Yield	MB Qualifier	Limits		Prepared	Analyzed	Dil Fac			
Ba Carrier	87.2		40 - 110		11/10/22 08:58	12/04/22 15:22	1			

Lab Sample ID: LCS 160-589592/2-A
Matrix: Water
Analysis Batch: 592180

Client Sample ID: Lab Control Sample
Prep Type: Total/NA
Prep Batch: 589592

Analyte	Spike Added	LCS Result	LCS Qual	Total Uncert. (2σ+/-)	RL	MDC	Unit	%Rec	%Rec Limits
Radium-226	11.3	10.82		1.22	1.00	0.197	pCi/L	95	75 - 125

Eurofins Pittsburgh

QC Sample Results

Client: Haley & Aldrich, Inc.
Project/Site: CCR Groundwater Monitoring

Job ID: 180-147495-1

Method: 9315 - Radium-226 (GFPC) (Continued)

Carrier	LCS %Yield	LCS Qualifier	Limits
Ba Carrier	94.2		40 - 110

Lab Sample ID: 180-147495-6 MS
Matrix: Water
Analysis Batch: 592180

Client Sample ID: CCR-AP-8
Prep Type: Total/NA
Prep Batch: 589592

Analyte	Sample Result	Sample Qual	Spike Added	MS Result	MS Qual	Total Uncert. (2σ+/-)	RL	MDC	Unit	%Rec	%Rec Limits
Radium-226	0.112	U	11.3	11.58		1.31	1.00	0.205	pCi/L	102	60 - 140

Carrier	MS %Yield	MS Qualifier	Limits
Ba Carrier	84.8		40 - 110

Lab Sample ID: 180-147495-6 MSD
Matrix: Water
Analysis Batch: 592179

Client Sample ID: CCR-AP-8
Prep Type: Total/NA
Prep Batch: 589592

Analyte	Sample Result	Sample Qual	Spike Added	MSD Result	MSD Qual	Total Uncert. (2σ+/-)	RL	MDC	Unit	%Rec	%Rec Limits	RER	RER Limit
Radium-226	0.112	U	11.3	11.68		1.33	1.00	0.183	pCi/L	103	60 - 140	0.04	1

Carrier	MSD %Yield	MSD Qualifier	Limits
Ba Carrier	80.7		40 - 110

Method: 9320 - Radium-228 (GFPC)

Lab Sample ID: MB 160-589596/1-A
Matrix: Water
Analysis Batch: 592073

Client Sample ID: Method Blank
Prep Type: Total/NA
Prep Batch: 589596

Analyte	MB Result	MB Qualifier	Count Uncert. (2σ+/-)	Total Uncert. (2σ+/-)	RL	MDC	Unit	Prepared	Analyzed	Dil Fac
Radium-228	0.3486	U	0.325	0.327	1.00	0.517	pCi/L	11/10/22 09:44	12/02/22 11:30	1

Carrier	MB %Yield	MB Qualifier	Limits	Prepared	Analyzed	Dil Fac
Ba Carrier	87.2		40 - 110	11/10/22 09:44	12/02/22 11:30	1
Y Carrier	86.0		40 - 110	11/10/22 09:44	12/02/22 11:30	1

Lab Sample ID: LCS 160-589596/2-A
Matrix: Water
Analysis Batch: 592073

Client Sample ID: Lab Control Sample
Prep Type: Total/NA
Prep Batch: 589596

Analyte	Spike Added	LCS Result	LCS Qual	Total Uncert. (2σ+/-)	RL	MDC	Unit	%Rec	%Rec Limits
Radium-228	8.40	8.041		1.14	1.00	0.457	pCi/L	96	75 - 125

Carrier	LCS %Yield	LCS Qualifier	Limits
Ba Carrier	94.2		40 - 110
Y Carrier	84.9		40 - 110

Eurofins Pittsburgh

QC Sample Results

Client: Haley & Aldrich, Inc.
 Project/Site: CCR Groundwater Monitoring

Job ID: 180-147495-1

Method: 9320 - Radium-228 (GFPC) (Continued)

Lab Sample ID: 180-147495-6 MS
Matrix: Water
Analysis Batch: 592074

Client Sample ID: CCR-AP-8
Prep Type: Total/NA
Prep Batch: 589596

Analyte	Sample	Sample	Spike	MS	MS	Total	RL	MDC	Unit	%Rec	%Rec	Limits
	Result	Qual		Result	Qual							
Radium-228	0.564	U	8.34	7.116		1.06	1.00	0.452	pCi/L	79		60 - 140
MS MS												
Carrier	%Yield	Qualifier	Limits									
Ba Carrier	84.8		40 - 110									
Y Carrier	86.4		40 - 110									

Lab Sample ID: 180-147495-6 MSD
Matrix: Water
Analysis Batch: 592074

Client Sample ID: CCR-AP-8
Prep Type: Total/NA
Prep Batch: 589596

Analyte	Sample	Sample	Spike	MSD	MSD	Total	RL	MDC	Unit	%Rec	%Rec	Limits	RER	Limit
	Result	Qual		Result	Qual									
Radium-228	0.564	U	8.33	8.113		1.24	1.00	0.661	pCi/L	91		60 - 140	0.43	1
MSD MSD														
Carrier	%Yield	Qualifier	Limits											
Ba Carrier	80.7		40 - 110											
Y Carrier	78.1		40 - 110											

QC Association Summary

Client: Haley & Aldrich, Inc.
Project/Site: CCR Groundwater Monitoring

Job ID: 180-147495-1

HPLC/IC

Analysis Batch: 417405

Lab Sample ID	Client Sample ID	Prep Type	Matrix	Method	Prep Batch
180-147495-4	CCR-AP-11	Total/NA	Water	EPA 9056A	
180-147495-5	CCR-AP-9	Total/NA	Water	EPA 9056A	
180-147495-7	CCR-AP-6	Total/NA	Water	EPA 9056A	
180-147495-8	CCR-AP-7	Total/NA	Water	EPA 9056A	
180-147495-9	CCR-AP-5R	Total/NA	Water	EPA 9056A	
180-147495-10	DUP-1	Total/NA	Water	EPA 9056A	
180-147495-10	DUP-1	Total/NA	Water	EPA 9056A	
180-147495-11	FB-1	Total/NA	Water	EPA 9056A	
180-147495-12	PZ-1	Total/NA	Water	EPA 9056A	
180-147495-12	PZ-1	Total/NA	Water	EPA 9056A	
180-147495-14	MH-2	Total/NA	Water	EPA 9056A	
180-147495-14	MH-2	Total/NA	Water	EPA 9056A	
MB 180-417405/6	Method Blank	Total/NA	Water	EPA 9056A	
LCS 180-417405/7	Lab Control Sample	Total/NA	Water	EPA 9056A	

Analysis Batch: 417437

Lab Sample ID	Client Sample ID	Prep Type	Matrix	Method	Prep Batch
180-147495-5	CCR-AP-9	Total/NA	Water	EPA 9056A	
180-147495-5	CCR-AP-9	Total/NA	Water	EPA 9056A	
180-147495-6	CCR-AP-8	Total/NA	Water	EPA 9056A	
180-147495-9	CCR-AP-5R	Total/NA	Water	EPA 9056A	
180-147495-11	FB-1	Total/NA	Water	EPA 9056A	
180-147495-13	PZ-2	Total/NA	Water	EPA 9056A	
180-147495-15	MH-1	Total/NA	Water	EPA 9056A	
180-147495-15	MH-1	Total/NA	Water	EPA 9056A	
MB 180-417437/25	Method Blank	Total/NA	Water	EPA 9056A	
LCS 180-417437/26	Lab Control Sample	Total/NA	Water	EPA 9056A	

Analysis Batch: 417545

Lab Sample ID	Client Sample ID	Prep Type	Matrix	Method	Prep Batch
180-147495-1	CCR-AP-1R	Total/NA	Water	EPA 9056A	
180-147495-2	CCR-AP-4R	Total/NA	Water	EPA 9056A	
180-147495-3	CCR-AP-10	Total/NA	Water	EPA 9056A	
MB 180-417545/8	Method Blank	Total/NA	Water	EPA 9056A	
LCS 180-417545/9	Lab Control Sample	Total/NA	Water	EPA 9056A	

Metals

Prep Batch: 551380

Lab Sample ID	Client Sample ID	Prep Type	Matrix	Method	Prep Batch
180-147495-1	CCR-AP-1R	Total Recoverable	Water	3005A	
180-147495-2	CCR-AP-4R	Total Recoverable	Water	3005A	
180-147495-3	CCR-AP-10	Total Recoverable	Water	3005A	
180-147495-4	CCR-AP-11	Total Recoverable	Water	3005A	
180-147495-5	CCR-AP-9	Total Recoverable	Water	3005A	
180-147495-6	CCR-AP-8	Total Recoverable	Water	3005A	
180-147495-7	CCR-AP-6	Total Recoverable	Water	3005A	
180-147495-8	CCR-AP-7	Total Recoverable	Water	3005A	
180-147495-9	CCR-AP-5R	Total Recoverable	Water	3005A	
180-147495-10	DUP-1	Total Recoverable	Water	3005A	
180-147495-11	FB-1	Total Recoverable	Water	3005A	

Eurofins Pittsburgh

QC Association Summary

Client: Haley & Aldrich, Inc.
 Project/Site: CCR Groundwater Monitoring

Job ID: 180-147495-1

Metals (Continued)

Prep Batch: 551380 (Continued)

Lab Sample ID	Client Sample ID	Prep Type	Matrix	Method	Prep Batch
180-147495-12	PZ-1	Total Recoverable	Water	3005A	
180-147495-13	PZ-2	Total Recoverable	Water	3005A	
180-147495-14	MH-2	Total Recoverable	Water	3005A	
180-147495-15	MH-1	Total Recoverable	Water	3005A	
MB 240-551380/1-A	Method Blank	Total Recoverable	Water	3005A	
LCS 240-551380/2-A	Lab Control Sample	Total Recoverable	Water	3005A	

Prep Batch: 551383

Lab Sample ID	Client Sample ID	Prep Type	Matrix	Method	Prep Batch
180-147495-1	CCR-AP-1R	Total/NA	Water	7470A	
180-147495-2	CCR-AP-4R	Total/NA	Water	7470A	
180-147495-3	CCR-AP-10	Total/NA	Water	7470A	
180-147495-4	CCR-AP-11	Total/NA	Water	7470A	
180-147495-5	CCR-AP-9	Total/NA	Water	7470A	
180-147495-6	CCR-AP-8	Total/NA	Water	7470A	
180-147495-7	CCR-AP-6	Total/NA	Water	7470A	
180-147495-8	CCR-AP-7	Total/NA	Water	7470A	
180-147495-9	CCR-AP-5R	Total/NA	Water	7470A	
180-147495-10	DUP-1	Total/NA	Water	7470A	
180-147495-11	FB-1	Total/NA	Water	7470A	
180-147495-12	PZ-1	Total/NA	Water	7470A	
180-147495-13	PZ-2	Total/NA	Water	7470A	
180-147495-14	MH-2	Total/NA	Water	7470A	
180-147495-15	MH-1	Total/NA	Water	7470A	
MB 240-551383/1-A	Method Blank	Total/NA	Water	7470A	
LCS 240-551383/2-A	Lab Control Sample	Total/NA	Water	7470A	

Analysis Batch: 551627

Lab Sample ID	Client Sample ID	Prep Type	Matrix	Method	Prep Batch
180-147495-1	CCR-AP-1R	Total/NA	Water	7470A	551383
180-147495-2	CCR-AP-4R	Total/NA	Water	7470A	551383
180-147495-3	CCR-AP-10	Total/NA	Water	7470A	551383
180-147495-4	CCR-AP-11	Total/NA	Water	7470A	551383
180-147495-5	CCR-AP-9	Total/NA	Water	7470A	551383
180-147495-6	CCR-AP-8	Total/NA	Water	7470A	551383
180-147495-7	CCR-AP-6	Total/NA	Water	7470A	551383
180-147495-8	CCR-AP-7	Total/NA	Water	7470A	551383
180-147495-9	CCR-AP-5R	Total/NA	Water	7470A	551383
180-147495-10	DUP-1	Total/NA	Water	7470A	551383
180-147495-11	FB-1	Total/NA	Water	7470A	551383
180-147495-12	PZ-1	Total/NA	Water	7470A	551383
180-147495-13	PZ-2	Total/NA	Water	7470A	551383
180-147495-14	MH-2	Total/NA	Water	7470A	551383
180-147495-15	MH-1	Total/NA	Water	7470A	551383
MB 240-551383/1-A	Method Blank	Total/NA	Water	7470A	551383
LCS 240-551383/2-A	Lab Control Sample	Total/NA	Water	7470A	551383

Analysis Batch: 551799

Lab Sample ID	Client Sample ID	Prep Type	Matrix	Method	Prep Batch
180-147495-1	CCR-AP-1R	Total Recoverable	Water	6020A	551380
180-147495-2	CCR-AP-4R	Total Recoverable	Water	6020A	551380

Eurofins Pittsburgh

QC Association Summary

Client: Haley & Aldrich, Inc.
Project/Site: CCR Groundwater Monitoring

Job ID: 180-147495-1

Metals (Continued)

Analysis Batch: 551799 (Continued)

Lab Sample ID	Client Sample ID	Prep Type	Matrix	Method	Prep Batch
180-147495-3	CCR-AP-10	Total Recoverable	Water	6020A	551380
180-147495-4	CCR-AP-11	Total Recoverable	Water	6020A	551380
180-147495-5	CCR-AP-9	Total Recoverable	Water	6020A	551380
180-147495-6	CCR-AP-8	Total Recoverable	Water	6020A	551380
180-147495-7	CCR-AP-6	Total Recoverable	Water	6020A	551380
180-147495-8	CCR-AP-7	Total Recoverable	Water	6020A	551380
180-147495-9	CCR-AP-5R	Total Recoverable	Water	6020A	551380
180-147495-10	DUP-1	Total Recoverable	Water	6020A	551380
180-147495-11	FB-1	Total Recoverable	Water	6020A	551380
180-147495-12	PZ-1	Total Recoverable	Water	6020A	551380
180-147495-13	PZ-2	Total Recoverable	Water	6020A	551380
180-147495-14	MH-2	Total Recoverable	Water	6020A	551380
180-147495-15	MH-1	Total Recoverable	Water	6020A	551380
MB 240-551380/1-A	Method Blank	Total Recoverable	Water	6020A	551380
LCS 240-551380/2-A	Lab Control Sample	Total Recoverable	Water	6020A	551380

Analysis Batch: 552197

Lab Sample ID	Client Sample ID	Prep Type	Matrix	Method	Prep Batch
180-147495-1	CCR-AP-1R	Total Recoverable	Water	6020A	551380
180-147495-2	CCR-AP-4R	Total Recoverable	Water	6020A	551380
180-147495-3	CCR-AP-10	Total Recoverable	Water	6020A	551380
180-147495-4	CCR-AP-11	Total Recoverable	Water	6020A	551380
180-147495-5	CCR-AP-9	Total Recoverable	Water	6020A	551380
180-147495-6	CCR-AP-8	Total Recoverable	Water	6020A	551380
180-147495-7	CCR-AP-6	Total Recoverable	Water	6020A	551380
180-147495-8	CCR-AP-7	Total Recoverable	Water	6020A	551380
180-147495-9	CCR-AP-5R	Total Recoverable	Water	6020A	551380
180-147495-10	DUP-1	Total Recoverable	Water	6020A	551380
180-147495-11	FB-1	Total Recoverable	Water	6020A	551380
180-147495-12	PZ-1	Total Recoverable	Water	6020A	551380
180-147495-13	PZ-2	Total Recoverable	Water	6020A	551380
180-147495-14	MH-2	Total Recoverable	Water	6020A	551380
180-147495-15	MH-1	Total Recoverable	Water	6020A	551380
MB 240-551380/1-A	Method Blank	Total Recoverable	Water	6020A	551380
LCS 240-551380/2-A	Lab Control Sample	Total Recoverable	Water	6020A	551380

General Chemistry

Analysis Batch: 417540

Lab Sample ID	Client Sample ID	Prep Type	Matrix	Method	Prep Batch
180-147495-1	CCR-AP-1R	Total/NA	Water	EPA 9040C	
180-147495-2	CCR-AP-4R	Total/NA	Water	EPA 9040C	
180-147495-3	CCR-AP-10	Total/NA	Water	EPA 9040C	
180-147495-4	CCR-AP-11	Total/NA	Water	EPA 9040C	
180-147495-5	CCR-AP-9	Total/NA	Water	EPA 9040C	
180-147495-6	CCR-AP-8	Total/NA	Water	EPA 9040C	
180-147495-7	CCR-AP-6	Total/NA	Water	EPA 9040C	
180-147495-8	CCR-AP-7	Total/NA	Water	EPA 9040C	
180-147495-9	CCR-AP-5R	Total/NA	Water	EPA 9040C	
180-147495-10	DUP-1	Total/NA	Water	EPA 9040C	
180-147495-11	FB-1	Total/NA	Water	EPA 9040C	

Eurofins Pittsburgh

QC Association Summary

Client: Haley & Aldrich, Inc.
Project/Site: CCR Groundwater Monitoring

Job ID: 180-147495-1

General Chemistry (Continued)

Analysis Batch: 417540 (Continued)

Lab Sample ID	Client Sample ID	Prep Type	Matrix	Method	Prep Batch
180-147495-12	PZ-1	Total/NA	Water	EPA 9040C	
180-147495-13	PZ-2	Total/NA	Water	EPA 9040C	
180-147495-14	MH-2	Total/NA	Water	EPA 9040C	
180-147495-15	MH-1	Total/NA	Water	EPA 9040C	
LCS 180-417540/27	Lab Control Sample	Total/NA	Water	EPA 9040C	
LCS 180-417540/4	Lab Control Sample	Total/NA	Water	EPA 9040C	
180-147495-6 DU	CCR-AP-8	Total/NA	Water	EPA 9040C	
180-147495-12 DU	PZ-1	Total/NA	Water	EPA 9040C	

Analysis Batch: 417614

Lab Sample ID	Client Sample ID	Prep Type	Matrix	Method	Prep Batch
180-147495-6	CCR-AP-8	Total/NA	Water	SM 2540C	
180-147495-7	CCR-AP-6	Total/NA	Water	SM 2540C	
180-147495-8	CCR-AP-7	Total/NA	Water	SM 2540C	
180-147495-9	CCR-AP-5R	Total/NA	Water	SM 2540C	
180-147495-11	FB-1	Total/NA	Water	SM 2540C	
180-147495-13	PZ-2	Total/NA	Water	SM 2540C	
180-147495-14	MH-2	Total/NA	Water	SM 2540C	
180-147495-15	MH-1	Total/NA	Water	SM 2540C	
MB 180-417614/1	Method Blank	Total/NA	Water	SM 2540C	
LCS 180-417614/2	Lab Control Sample	Total/NA	Water	SM 2540C	
180-147495-6 DU	CCR-AP-8	Total/NA	Water	SM 2540C	

Analysis Batch: 417619

Lab Sample ID	Client Sample ID	Prep Type	Matrix	Method	Prep Batch
180-147495-1	CCR-AP-1R	Total/NA	Water	SM 2540C	
180-147495-2	CCR-AP-4R	Total/NA	Water	SM 2540C	
180-147495-3	CCR-AP-10	Total/NA	Water	SM 2540C	
180-147495-4	CCR-AP-11	Total/NA	Water	SM 2540C	
180-147495-5	CCR-AP-9	Total/NA	Water	SM 2540C	
180-147495-10	DUP-1	Total/NA	Water	SM 2540C	
180-147495-12	PZ-1	Total/NA	Water	SM 2540C	
MB 180-417619/1	Method Blank	Total/NA	Water	SM 2540C	
LCS 180-417619/2	Lab Control Sample	Total/NA	Water	SM 2540C	
180-147495-4 DU	CCR-AP-11	Total/NA	Water	SM 2540C	

Rad

Prep Batch: 589592

Lab Sample ID	Client Sample ID	Prep Type	Matrix	Method	Prep Batch
180-147495-1	CCR-AP-1R	Total/NA	Water	PrecSep-21	
180-147495-2	CCR-AP-4R	Total/NA	Water	PrecSep-21	
180-147495-3	CCR-AP-10	Total/NA	Water	PrecSep-21	
180-147495-4	CCR-AP-11	Total/NA	Water	PrecSep-21	
180-147495-5	CCR-AP-9	Total/NA	Water	PrecSep-21	
180-147495-6	CCR-AP-8	Total/NA	Water	PrecSep-21	
180-147495-7	CCR-AP-6	Total/NA	Water	PrecSep-21	
180-147495-8	CCR-AP-7	Total/NA	Water	PrecSep-21	
180-147495-9	CCR-AP-5R	Total/NA	Water	PrecSep-21	
180-147495-10	DUP-1	Total/NA	Water	PrecSep-21	
180-147495-11	FB-1	Total/NA	Water	PrecSep-21	

Eurofins Pittsburgh

QC Association Summary

Client: Haley & Aldrich, Inc.
 Project/Site: CCR Groundwater Monitoring

Job ID: 180-147495-1

Rad (Continued)

Prep Batch: 589592 (Continued)

Lab Sample ID	Client Sample ID	Prep Type	Matrix	Method	Prep Batch
180-147495-12	PZ-1	Total/NA	Water	PrecSep-21	
180-147495-13	PZ-2	Total/NA	Water	PrecSep-21	
180-147495-14	MH-2	Total/NA	Water	PrecSep-21	
180-147495-15	MH-1	Total/NA	Water	PrecSep-21	
MB 160-589592/1-A	Method Blank	Total/NA	Water	PrecSep-21	
LCS 160-589592/2-A	Lab Control Sample	Total/NA	Water	PrecSep-21	
180-147495-6 MS	CCR-AP-8	Total/NA	Water	PrecSep-21	
180-147495-6 MSD	CCR-AP-8	Total/NA	Water	PrecSep-21	

Prep Batch: 589596

Lab Sample ID	Client Sample ID	Prep Type	Matrix	Method	Prep Batch
180-147495-1	CCR-AP-1R	Total/NA	Water	PrecSep_0	
180-147495-2	CCR-AP-4R	Total/NA	Water	PrecSep_0	
180-147495-3	CCR-AP-10	Total/NA	Water	PrecSep_0	
180-147495-4	CCR-AP-11	Total/NA	Water	PrecSep_0	
180-147495-5	CCR-AP-9	Total/NA	Water	PrecSep_0	
180-147495-6	CCR-AP-8	Total/NA	Water	PrecSep_0	
180-147495-7	CCR-AP-6	Total/NA	Water	PrecSep_0	
180-147495-8	CCR-AP-7	Total/NA	Water	PrecSep_0	
180-147495-9	CCR-AP-5R	Total/NA	Water	PrecSep_0	
180-147495-10	DUP-1	Total/NA	Water	PrecSep_0	
180-147495-11	FB-1	Total/NA	Water	PrecSep_0	
180-147495-12	PZ-1	Total/NA	Water	PrecSep_0	
180-147495-13	PZ-2	Total/NA	Water	PrecSep_0	
180-147495-14	MH-2	Total/NA	Water	PrecSep_0	
180-147495-15	MH-1	Total/NA	Water	PrecSep_0	
MB 160-589596/1-A	Method Blank	Total/NA	Water	PrecSep_0	
LCS 160-589596/2-A	Lab Control Sample	Total/NA	Water	PrecSep_0	
180-147495-6 MS	CCR-AP-8	Total/NA	Water	PrecSep_0	
180-147495-6 MSD	CCR-AP-8	Total/NA	Water	PrecSep_0	

Eurofins TestAmerica, Pittsburgh

301 Alpha Drive RIDC Park
 Pittsburgh, PA 15238
 Phone (412) 963-7058 Fax (412) 963-2468

Chain of Custody Record

370472



Environment Testing
 TestAmerica

HARRISBURG PA

Client Information		Sampler: <i>Jon Hill</i>		Lab PM: Bortot, Veronica		Carrier Tracking No(s)		COC No: 180-52202-8058.1	
Client Contact: Angela Casbon Scheller		Phone: 317-473-1325		E-Mail: veronica.bortot@testamericainc.com				Page: Page 1 of 1	
Company: Vectren Corporation		Address: PO BOX 209		City: Evansville		State, Zip: IN, 47702		Phone: 864-214-8750(Tel)	
Email:		Due Date Requested:		TAT Requested (days):		PO #:		Purchase Order Requested	
Project Name: CCR Groundwater Monitoring AB Brown		Site: AB Brown		Project #: 18016014		SSOW#:		Analysis Requested	
								Preservation Codes:	
								A - HCL M - Hexane B - NaOH N - None C - Zn Acetate O - AsNaO2 D - Nitric Acid P - Na2O4S E - NaHSO4 Q - Na2SO3 F - MeOH R - Na2S2O3 G - Amchlor S - H2SO4 H - Ascorbic Acid T - TSP Dodecahydrate I - Ice U - Acetone J - DI Water V - MCAA K - EDTA W - pH 4-5 L - EDA Z - other (specify)	
								Other:	
Sample Identification		Sample Date		Sample Time		Sample Type (C=comp, G=grab)		Matrix (W=water, S=solid, O=waste/soil, BT=Tissue, A=Air)	
								Special Instructions/Note:	
CCR-AP-1R		11.2.22		1250		G		Water	
CCR-AP-4R		↓		1345		↓		Water	
CCR-AP-10		↓		1445		↓		Water	
CCR-AP-11		11.3.22		915		↓		Water	
CCR-AP-9		↓		1040		↓		Water	
CCR-AP-8 (ms/msd)		↓		1125		↓		Water	
CCR-AP-6		↓		1275		↓		Water	
CCR-AP-7		↓		1335		↓		Water	
CCR-AP-5R		↓		1430		↓		Water	
Dup-1		↓		-		↓		Water	
FB-1		↓		1400		↓		water	
Possible Hazard Identification					Sample Disposal (A fee may be assessed if samples are retained longer than 1 month)				
<input checked="" type="checkbox"/> Non-Hazard <input type="checkbox"/> Flammable <input type="checkbox"/> Skin Irritant <input type="checkbox"/> Poison B <input type="checkbox"/> Unknown <input type="checkbox"/> Radiological					<input type="checkbox"/> Return To Client <input checked="" type="checkbox"/> Disposal By Lab <input type="checkbox"/> Archive For _____ Months				
Deliverable Requested: I, II, III, IV, Other (specify)					Special Instructions/QC Requirements:				
Empty Kit Relinquished by:			Date:		Time:		Method of Shipment:		
Relinquished by: <i>J Hill</i>			Date/Time: 11.4.22 920		Company: ATLAS		Received by: <i>Diana Bortot</i>		Date/Time: 11/5/22 520
Relinquished by:			Date/Time:		Company:		Received by:		Date/Time:
Relinquished by:			Date/Time:		Company:		Received by:		Date/Time:
Custody Seals Intact: Δ Yes Δ No		Custody Seal No.:			Cooler Temperature(s) °C and Other Remarks:				



Eurofins Pittsburgh

301 Alpha Drive RIDC Park
Pittsburgh, PA 15238
Phone: 412-963-7058 Fax: 412-963-2468

11.8/11.8

Chain of Custody Record



Client Information (Sub Contract Lab)		Sampler: Hayes, Ken		Lab PM: Hayes, Ken		Carrier Tracking No(s):		COC No: 180-473549.1		
Client Contact: Shipping/Receiving		Phone:		E-Mail: Ken.Hayes@et.eurofinsus.com		State of Origin: Indiana		Page: Page 1 of 2		
Company: Eurofins Environment Testing North Centr				Accreditations Required (See note)				Job #: 180-147495-2		
Address: 180 S. Van Buren Avenue,		Due Date Requested: 11/21/2022		Analysis Requested				Preservation Codes: A - HCL M - Hexane B - NaOH N - None C - Zn Acetate O - AsNaO2 D - Nitric Acid P - Na2O4S E - NaHSO4 R - Na2S2O3 F - MeOH S - H2SO4 G - Amchlor T - TSP Dodecahydrate H - Ascorbic Acid U - Acetone I - Ice V - MCAA J - DI Water W - pH 4-5 K - EDTA Y - Trizma L - EDA Z - other (specify) Other:		
City: Barberton		TAT Requested (days):								
State, Zip: OH, 44203		PO #:								
Phone: 330-497-9396(Tel) 330-497-0772(Fax)		WO #:								
Email:		Project #:								
Project Name: CCR Groundwater Monitoring		Project #: 18016014		Field Filtered Sample (Yes or No)		Perform MS/MSD (Yes or No)		Total Number of containers		
Site:		SSOW#:		6020A/3005A (MOD) Custom Sublist		7470A/7470A Prep Mercury				
Sample Identification - Client ID (Lab ID)		Sample Date	Sample Time	Sample Type (C=comp, G=grab)	Matrix (W=water, S=solid, O=soil, BT=Tissue, A=Air)	<input checked="" type="checkbox"/>	<input checked="" type="checkbox"/>			Special Instructions/Note: <i>M22</i>
CCR-AP-1R (180-147495-1)		11/2/22	12:50 Eastern	Water			X	X		
CCR-AP-4R (180-147495-2)		11/2/22	13:45 Eastern	Water			X	X		
CCR-AP-10 (180-147495-3)		11/2/22	14:45 Eastern	Water			X	X		
CCR-AP-11 (180-147495-4)		11/3/22	09:15 Eastern	Water			X	X		
CCR-AP-9 (180-147495-5)		11/3/22	10:40 Eastern	Water			X	X		
CCR-AP-8 (180-147495-6)		11/3/22	11:25 Eastern	Water			X	X		
CCR-AP-8 (180-147495-6MS)		11/3/22	11:25 Eastern	MS	Water		X	X		
CCR-AP-8 (180-147495-6MSD)		11/3/22	11:25 Eastern	MSD	Water		X	X		
CCR-AP-6 (180-147495-7)		11/3/22	12:25 Eastern	Water			X	X		
Note: Since laboratory accreditations are subject to change, Eurofins Pittsburgh places the ownership of method, analyte & accreditation compliance upon out subcontract laboratories. This sample shipment is forwarded under chain-of-custody. If the laboratory does not currently maintain accreditation in the State of Origin listed above for analysis/tests/matrix being analyzed, the samples must be shipped back to the Eurofins Pittsburgh laboratory or other instructions will be provided. Any changes to accreditation status should be brought to Eurofins Pittsburgh attention immediately. If all requested accreditations are current to date, return the signed Chain of Custody attesting to said compliance to Eurofins Pittsburgh.										
Possible Hazard Identification					Sample Disposal (A fee may be assessed if samples are retained longer than 1 month)					
Unconfirmed					<input type="checkbox"/> Return To Client <input type="checkbox"/> Disposal By Lab <input type="checkbox"/> Archive For _____ Months					
Deliverable Requested: I, II, III, IV, Other (specify)			Primary Deliverable Rank: 2		Special Instructions/QC Requirements:					
Empty Kit Relinquished by:			Date:		Time:		Method of Shipment:			
Relinquished by: <i>MW</i>			Date/Time: <i>11-8-22 1800</i>		Company: <i>CDR</i>		Received by: <i>Thompson</i>		Date/Time: <i>11/9/22 10:45</i>	
Relinquished by:			Date/Time:		Company:		Received by:		Date/Time:	
Relinquished by:			Date/Time:		Company:		Received by:		Date/Time:	
Custody Seals Intact: <input type="checkbox"/> Yes <input type="checkbox"/> No		Custody Seal No.:			Cooler Temperature(s) °C and Other Remarks:					



Eurofins Pittsburgh

301 Alpha Drive RIDC Park
 Pittsburgh, PA 15238
 Phone: 412-963-7058 Fax: 412-963-2468

Chain of Custody Record



Client Information (Sub Contract Lab)		Sampler		Lab PM: Hayes, Ken		Carrier Tracking No(s)		COC No: 180-473549.2			
Client Contact: Shipping/Receiving		Phone		E-Mail: Ken.Hayes@et.eurofinsus.com		State of Origin: Indiana		Page Page 2 of 2			
Company: Eurofins Environment Testing North Centr				Accreditations Required (See note):				Job #: 180-147495-2			
Address: 180 S. Van Buren Avenue,		Due Date Requested: 11/21/2022		Analysis Requested						Preservation Codes: A - HCL M - Hexane B - NaOH N - None C - Zn Acetate O - AsNaO2 D - Nitric Acid P - Na2O4S E - NaHSO4 R - Na2S2O3 F - MeOH S - H2SO4 G - Amchlor T - TSP Dodecahydrate H - Ascorbic Acid U - Acetone I - Ice V - MCAA J - DI Water W - pH 4-5 K - EDTA Y - Trizma L - EDA Z - other (specify) Other:	
City: Barberton		TAT Requested (days):									
State, Zip: OH, 44203		PO #:									
Phone: 330-497-9396(Tel) 330-497-0772(Fax)		WO #:									
Email:		Project #: 18016014		Field Filtered Sample (Yes or No)		Perform MS/MSD (Yes or No)		Total Number of containers			
Project Name: CCR Groundwater Monitoring		SSOW#:		6020A/3006A (MOD) Custom Sublist		7470A/7470A_Prep Mercury					
Site:											
Sample Identification - Client ID (Lab ID)		Sample Date	Sample Time	Sample Type (C=comp, G=grab)	Matrix (W=water, S=solid, O=waste/oil, BT=Tissue, A=Air)	Field Filtered Sample (Yes or No)	Perform MS/MSD (Yes or No)	6020A/3006A (MOD) Custom Sublist	7470A/7470A_Prep Mercury	Total Number of containers	Special Instructions/Note:
				Preservation Code:							
CCR-AP-7 (180-147495-8)		11/3/22	13:35 Eastern		Water		X	X		1	
CCR-AP-5R (180-147495-9)		11/3/22	14:30 Eastern		Water		X	X		1	
DUP-1 (180-147495-10)		11/3/22	00:01 Eastern		Water		X	X		1	
FB-1 (180-147495-11)		11/3/22	14:00 Eastern		Water		X	X		1	
PZ-1 (180-147495-12)		11/4/22	07:15 Eastern		Water		X	X		1	
PZ-2 (180-147495-13)		11/4/22	07:40 Eastern		Water		X	X		1	
MH-1 (180-147495-14)		11/4/22	08:05 Eastern		Water		X	X		1	
MH-2 (180-147495-15)		11/4/22	08:30 Eastern		Water		X	X		1	
Note: Since laboratory accreditations are subject to change, Eurofins Pittsburgh places the ownership of method, analyte & accreditation compliance upon out subcontract laboratories. This sample shipment is forwarded under chain-of-custody. If the laboratory does not currently maintain accreditation in the State of Origin listed above for analysis/tests/matrix being analyzed, the samples must be shipped back to the Eurofins Pittsburgh laboratory or other instructions will be provided. Any changes to accreditation status should be brought to Eurofins Pittsburgh attention immediately. If all requested accreditations are current to date, return the signed Chain of Custody attesting to said compliance to Eurofins Pittsburgh.											
Possible Hazard Identification						Sample Disposal (A fee may be assessed if samples are retained longer than 1 month)					
Unconfirmed						<input type="checkbox"/> Return To Client <input type="checkbox"/> Disposal By Lab <input type="checkbox"/> Archive For _____ Months					
Deliverable Requested: I, II, III, IV, Other (specify)				Primary Deliverable Rank: 2		Special Instructions/QC Requirements:					
Empty Kit Relinquished by:			Date:		Time:		Method of Shipment:				
Relinquished by: <i>MW</i>			Date/Time: <i>11-8-22 1800</i>		Company: <i>OCARIS</i>		Received by: <i>[Signature]</i>		Date/Time: <i>11/19/22</i>		Company: <i>EEI/NE</i>
Relinquished by:			Date/Time:		Company:		Received by:		Date/Time:		Company:
Relinquished by:			Date/Time:		Company:		Received by:		Date/Time:		Company:
Custody Seals Intact: Δ Yes Δ No		Custody Seal No.:				Cooler Temperature(s) °C and Other Remarks:					

Page 56 of 58

1/10/2023 (Rev. 1)



Eurofins - Canton Sample Receipt Form/Narrative Login # : _____
Barberton Facility

Client Eurofins, Pittsburg Site Name _____ Cooler unpacked by: _____
 Cooler Received on 11-9-22 Opened on 11-9-22
 FedEx: 1st Grd Exp UPS FAS Clipper Client Drop Off Eurofins Courier Other

Receipt After-hours: Drop-off Date/Time _____ Storage Location _____

Eurofins Cooler # 252 Foam Box Client Cooler Box Other _____
 Packing material used: Bubble Wrap Foam Plastic Bag None Other _____
 COOLANT: Wet Ice Blue Ice Dry Ice Water None

- See Multiple Cooler Form
- Cooler temperature upon receipt
 IR GUN# IR-13 (CF +0.7 °C) Observed Cooler Temp. _____ °C Corrected Cooler Temp. _____ °C
 IR GUN #IR-15 (CF 0.0°C) Observed Cooler Temp. 11.8 °C Corrected Cooler Temp. 11.8 °C
 - Were tamper/custody seals on the outside of the cooler(s)? If Yes Quantity _____ Yes No
 -Were the seals on the outside of the cooler(s) signed & dated? Yes No NA
 -Were tamper/custody seals on the bottle(s) or bottle kits (LLHg/MeHg)? Yes No NA
 -Were tamper/custody seals intact and uncompromised? Yes No NA
 - Shippers' packing slip attached to the cooler(s)? Yes No
 - Did custody papers accompany the sample(s)? Yes No
 - Were the custody papers relinquished & signed in the appropriate place? Yes No
 - Was/were the person(s) who collected the samples clearly identified on the COC? Yes No
 - Did all bottles arrive in good condition (Unbroken)? Yes No
 - Could all bottle labels (ID/Date/Time) be reconciled with the COC? Yes No
 - For each sample, does the COC specify preservatives (Y/N), # of containers (Y/N), and sample type of grab/comp (Y/N)? Yes No
 - Were correct bottle(s) used for the test(s) indicated? Yes No
 - Sufficient quantity received to perform indicated analyses? Yes No
 - Are these work share samples and all listed on the COC? Yes No
 - If yes, Questions 13-17 have been checked at the originating laboratory.
 - Were preserved sample(s) at the correct pH upon receipt? Yes No NA pH Strip Lot# HC28677
 - Were VOAs on the COC? Yes No
 - Were air bubbles >6 mm in any VOA vials? Larger than this. Yes No NA
 - Was a VOA trip blank present in the cooler(s)? Trip Blank Lot # _____ Yes No
 - Was a LL Hg or Me Hg trip blank present? Yes No

Tests that are not checked for pH by Receiving:
 VOAs
 Oil and Grease
 TOC

Contacted PM _____ Date _____ by _____ via Verbal Voice Mail Other _____
 Concerning _____

18. CHAIN OF CUSTODY & SAMPLE DISCREPANCIES additional next page Samples processed by: _____

19. SAMPLE CONDITION
 Sample(s) _____ were received after the recommended holding time had expired.
 Sample(s) _____ were received in a broken container.
 Sample(s) _____ were received with bubble >6 mm in diameter. (Notify PM)

20. SAMPLE PRESERVATION
 Sample(s) _____ were further preserved in the laboratory.
 Time preserved: _____ Preservative(s) added/Lot number(s): _____
 VOA Sample Preservation - Date/Time VOAs Frozen: _____

Login Sample Receipt Checklist

Client: Haley & Aldrich, Inc.

Job Number: 180-147495-2

SDG Number: AB Brown

Login Number: 147495

List Number: 1

Creator: Abernathy, Eric L

List Source: Eurofins Pittsburgh

Question	Answer	Comment
Radioactivity wasn't checked or is \leq background as measured by a survey meter.	N/A	
The cooler's custody seal, if present, is intact.	True	
Sample custody seals, if present, are intact.	True	
The cooler or samples do not appear to have been compromised or tampered with.	True	
Samples were received on ice.	True	
Cooler Temperature is acceptable.	True	
Cooler Temperature is recorded.	True	
COC is present.	True	
COC is filled out in ink and legible.	True	
COC is filled out with all pertinent information.	True	
Is the Field Sampler's name present on COC?	True	
There are no discrepancies between the containers received and the COC.	True	
Samples are received within Holding Time (excluding tests with immediate HTs)	True	
Sample containers have legible labels.	True	
Containers are not broken or leaking.	True	
Sample collection date/times are provided.	True	
Appropriate sample containers are used.	True	
Sample bottles are completely filled.	True	
Sample Preservation Verified.	True	
There is sufficient vol. for all requested analyses, incl. any requested MS/MSDs	True	
Containers requiring zero headspace have no headspace or bubble is <math><6\text{mm}</math> (1/4").	True	
Multiphasic samples are not present.	True	
Samples do not require splitting or compositing.	True	
Residual Chlorine Checked.	N/A	

